



US00D533962S

(12) **United States Design Patent**
Angeletta

(10) **Patent No.:** **US D533,962 S**

(45) **Date of Patent:** **** Dec. 19, 2006**

(54) **REPLACEABLE COMPONENT FOR A LIQUID AND LOTION APPLICATOR**

(76) Inventor: **Joseph G. Angeletta**, 418 Fifth St., Mamaroneck, NY (US) 10543

(**) Term: **14 Years**

(21) Appl. No.: **29/185,425**

(22) Filed: **Jun. 26, 2003**

(51) **LOC (8) Cl.** **28-02**

(52) **U.S. Cl.** **D28/7; D9/447**

(58) **Field of Classification Search** D28/7;
D9/723-729, 447; 401/202-207, 6, 130,
401/261-266, 183, 186, 196; 132/320
See application file for complete search history.

(56) **References Cited**

U.S. PATENT DOCUMENTS

1,973,768	A	*	9/1934	Knapp	601/107
2,832,087	A	*	4/1958	McEwan	401/183
D208,174	S	*	7/1967	Carveth	D9/725
D268,989	S	*	5/1983	Douglas	D9/529
4,961,661	A	*	10/1990	Sutton et al.	401/6
5,240,339	A	*	8/1993	DeForest et al.	401/207
5,299,877	A	*	4/1994	Birden	401/206
5,435,328	A	*	7/1995	Grohoske	132/120
D364,481	S	*	11/1995	Lambert	D28/7
D374,741	S	*	10/1996	Devereaux	D28/7

D376,697	S	*	12/1996	Green et al.	D4/114
6,491,463	B1	*	12/2002	Richard	401/6
D468,633	S	*	1/2003	DeWood	D9/727
D471,667	S	*	3/2003	Angeletta	D28/7
6,547,880	B1	*	4/2003	Krueger et al.	118/264
D481,166	S	*	10/2003	Angeletta	D28/7
D489,480	S	*	5/2004	Angeletta	D28/7
6,755,585	B1	*	6/2004	Gueret	401/125
D506,850	S	*	6/2005	Angeletta	D28/7

* cited by examiner

Primary Examiner—Lucy Lieberman

(74) *Attorney, Agent, or Firm*—Scully, Scott, Murphy & Presser, P.C.

(57) **CLAIM**

The ornamental design for a replaceable component for a liquid and lotion applicator, as shown and described.

DESCRIPTION

FIG. 1 illustrates a side view of the replaceable component for a liquid and lotion applicator showing my new and ornamental design;

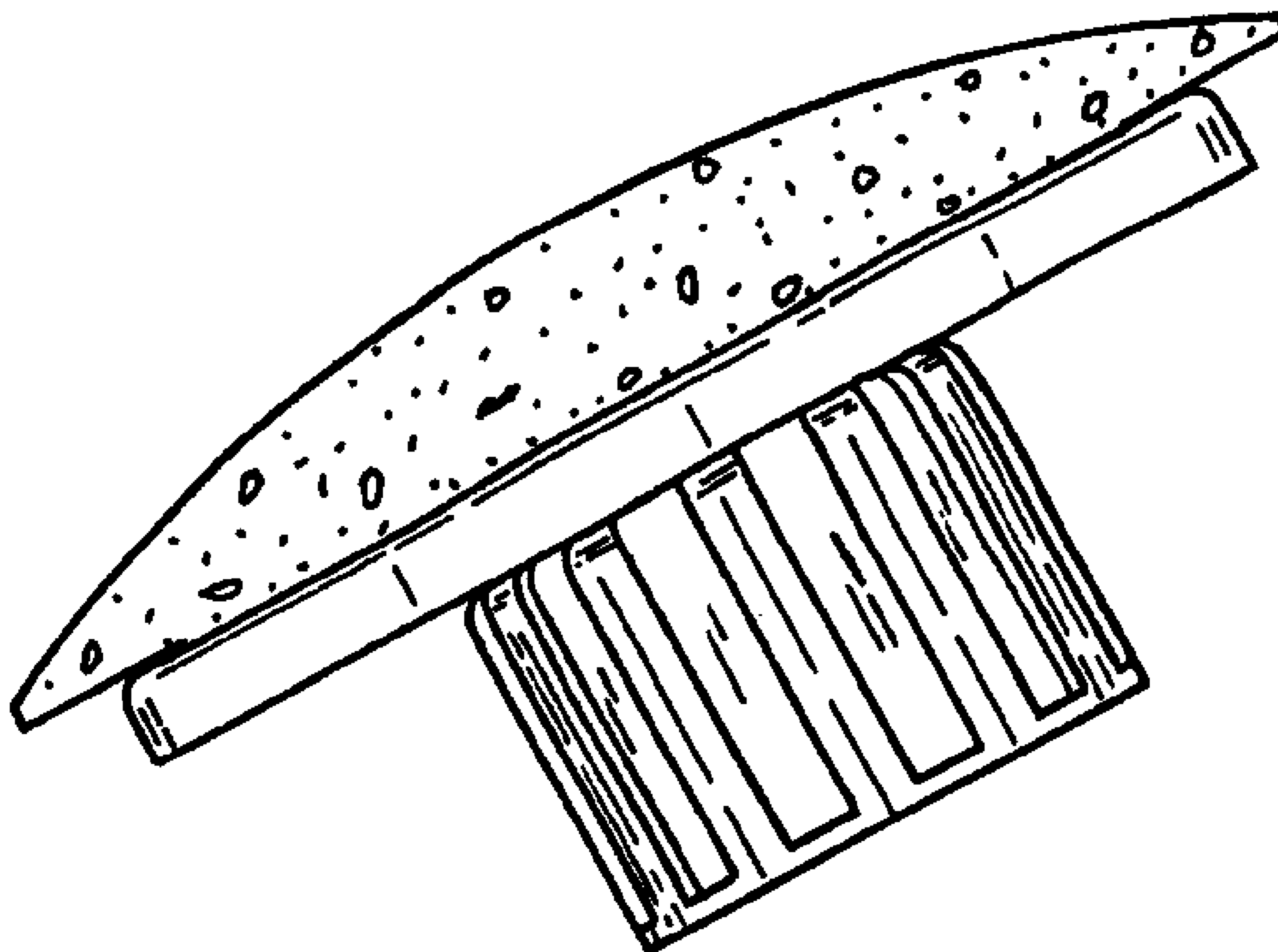
FIG. 2 illustrates a bottom plan view thereof;

FIG. 3 illustrates a top plan view thereof;

FIG. 4 illustrates a side and bottom perspective view thereof; and,

FIG. 5 illustrates a top and side perspective view thereof.

1 Claim, 1 Drawing Sheet



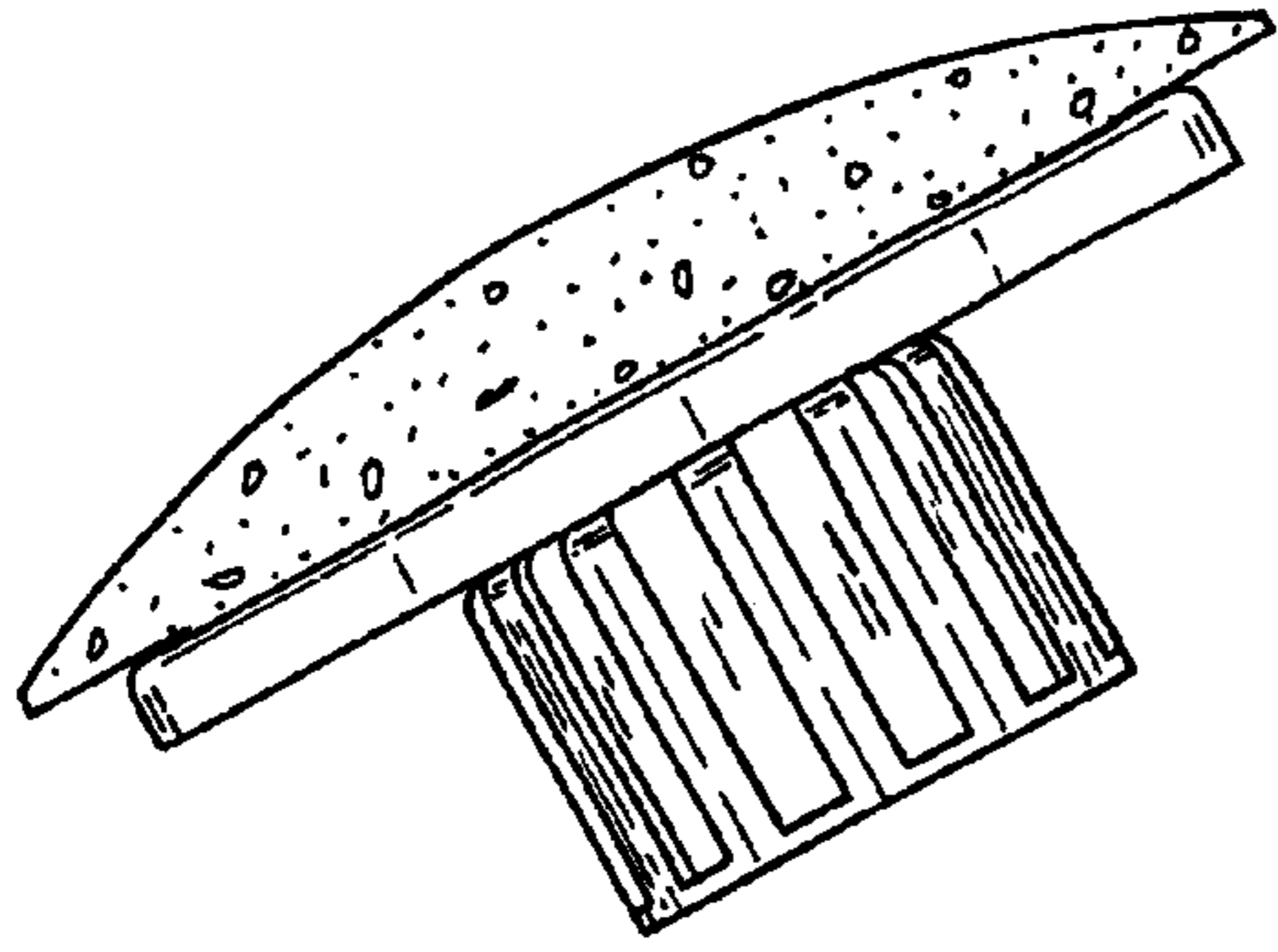


FIG. 1

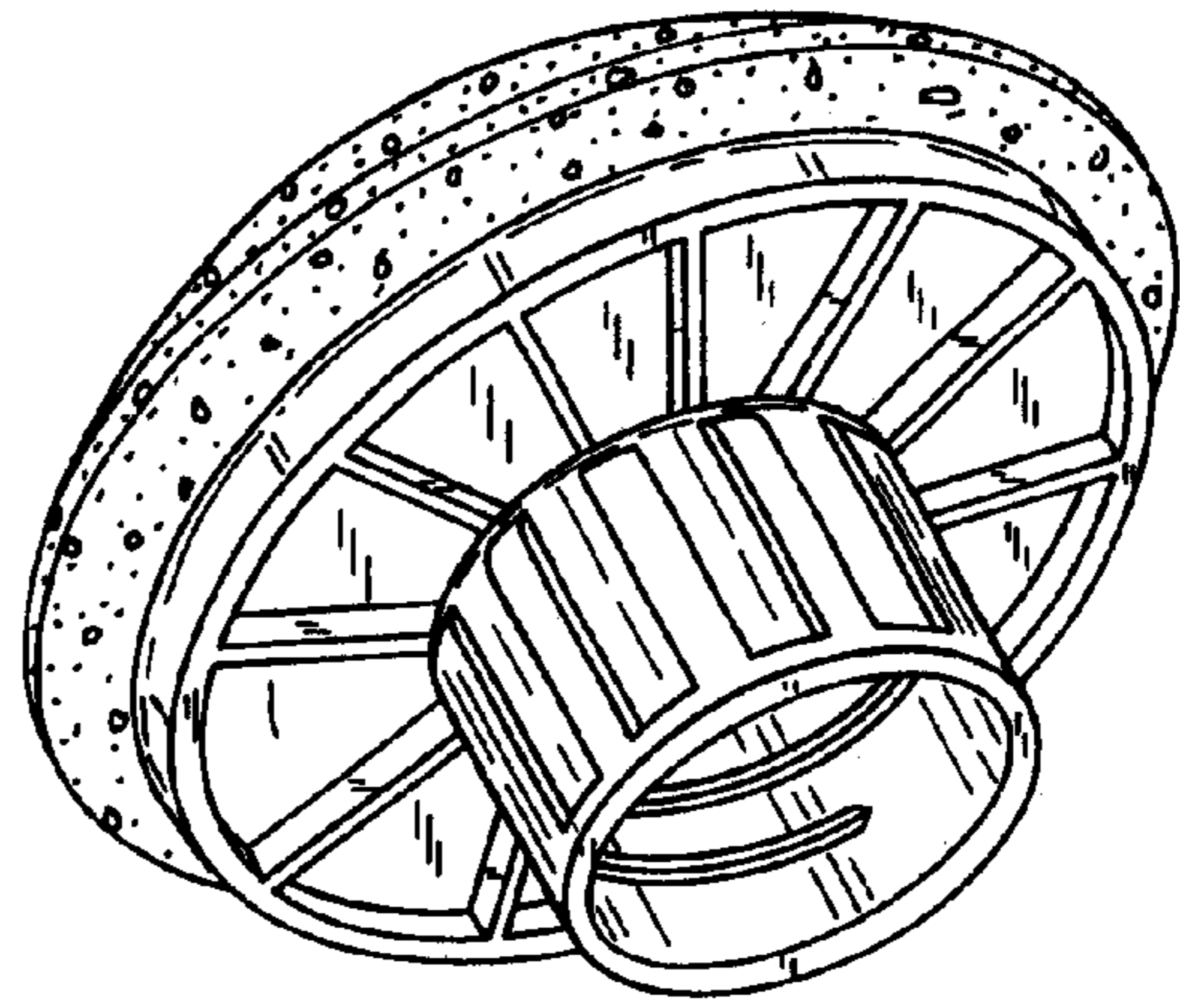


FIG. 4




FIG. 2




FIG. 3

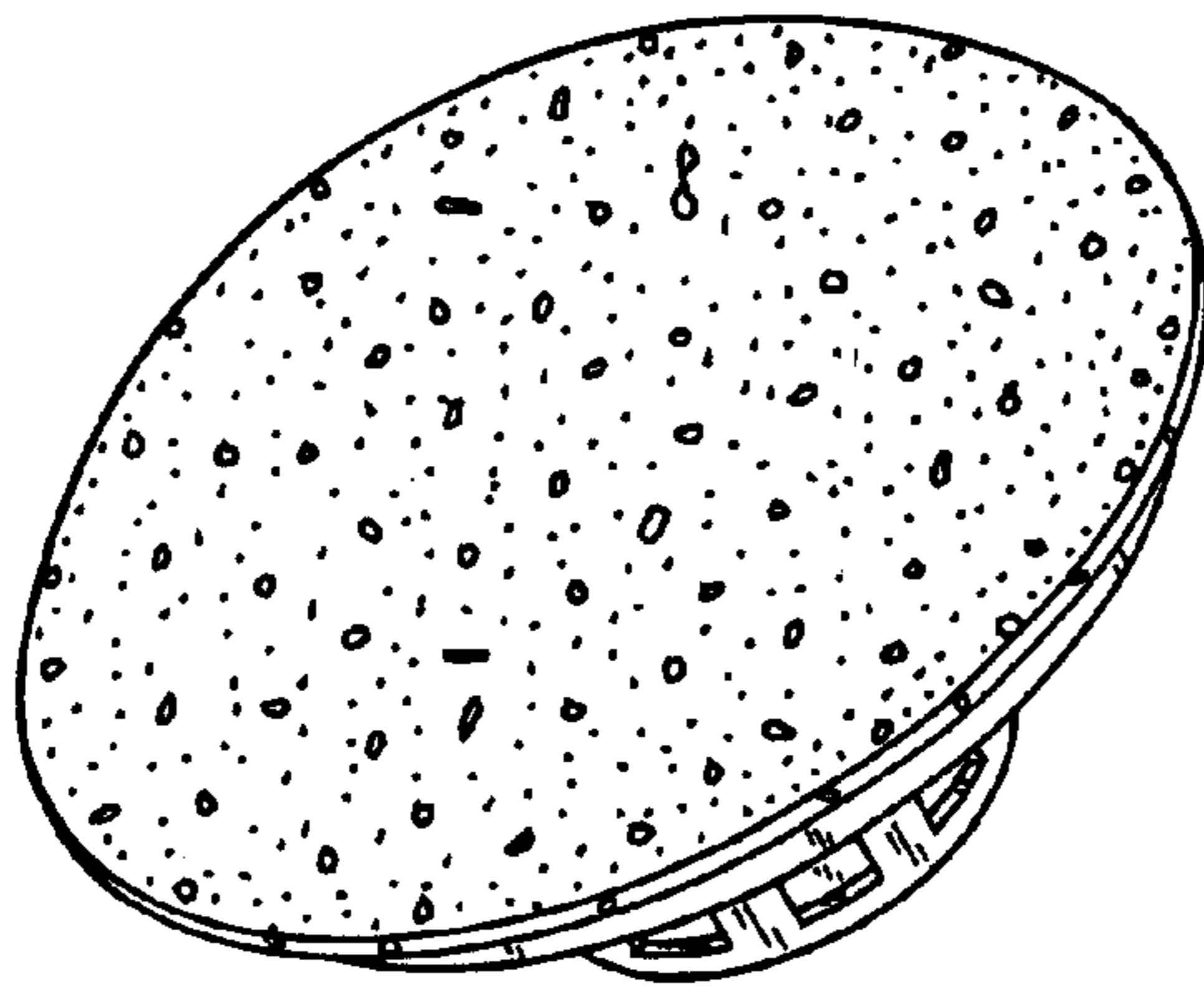


FIG. 5