



US00D533960S

(12) **United States Design Patent** (10) **Patent No.:** **US D533,960 S**  
**Flores** (45) **Date of Patent:** **\*\* Dec. 19, 2006**

(54) **LIGHT HOLDER**

(75) Inventor: **Miguel Flores**, Riverside, CA (US)

(73) Assignee: **Minka Lighting, Inc.**, Corona, CA (US)

(\*\*) Term: **14 Years**

(21) Appl. No.: **29/251,666**

(22) Filed: **Jan. 11, 2006**

(51) **LOC (8) Cl.** ..... **26-99**

(52) **U.S. Cl.** ..... **D26/142**

(58) **Field of Classification Search** ..... D26/20,  
D26/23, 81, 84, 138, 142-145, 152-156;  
362/147, 404-406, 432, 806

See application file for complete search history.

(56) **References Cited**

**U.S. PATENT DOCUMENTS**

D12,036 S	*	11/1880	Seidensticker	.....	D26/92
D46,337 S	*	9/1914	Gothberg	.....	D26/149
D53,012 S	*	2/1919	Maerz	.....	D26/145
D69,115 S	*	12/1925	Czapek	.....	D26/143
D72,376 S	*	4/1927	Logan	.....	D26/145
D75,881 S	*	7/1928	Tucker	.....	D26/145
D79,737 S	*	10/1929	McFadden	.....	D26/143

**OTHER PUBLICATIONS**

- U.S. Appl. No. 29/251,688, Miguel Flores.
- U.S. Appl. No. 29/251,667, Miguel Flores.
- U.S. Appl. No. 29/251,656, Miguel Flores.
- U.S. Appl. No. 29/251,664, Miguel Flores.
- U.S. Appl. No. 29/251,687, Miguel Flores.
- U.S. Appl. No. 29/251,685, Miguel Flores.
- U.S. Appl. No. 29/251,657, Miguel Flores.
- Minka-Lavery, 2005 catalog; Jan. 2005; pp. 29-34, Minka Lighting, Inc., U.S.A.
- Minka-Lavery, 2005 catalog; Jan. 2005; pp. 102, 104-105, Minka Lighting, Inc.; U.S.A.

Murray Feiss Internet Catalog; F-1722; printed from www.lightinguniverse.com on Feb. 11, 2006.

Westinghouse Lighting Internet Catalog; Chandelier; Model #69080; printed from www.lightinguniverse.com on Feb. 11, 2006.

Fine Art Lamps Internet Internet Catalog; Verona 12-Light Chandelier; Model #710340; printed from www.lightinguniverse.com on Feb. 11, 2006.

Fine Art Lamps Internet Catalog; Mezzogiorno 12-Light Chandelier; Model #106740; printed from www.lightinguniverse.com on Feb. 11, 2006.

\* cited by examiner

*Primary Examiner*—Clare E Heflin

(74) *Attorney, Agent, or Firm*—Baker & McKenzie LLP

(57) **CLAIM**

The ornamental design for a light holder, as shown and described.

**DESCRIPTION**

FIG. 1 is a perspective view from below of a light holder in accordance with my design;

FIG. 2 is a bottom plan view of the light holder in accordance with my design;

FIG. 3 is a side elevation view of the light holder in accordance with my design, the opposite side being a mirror image;


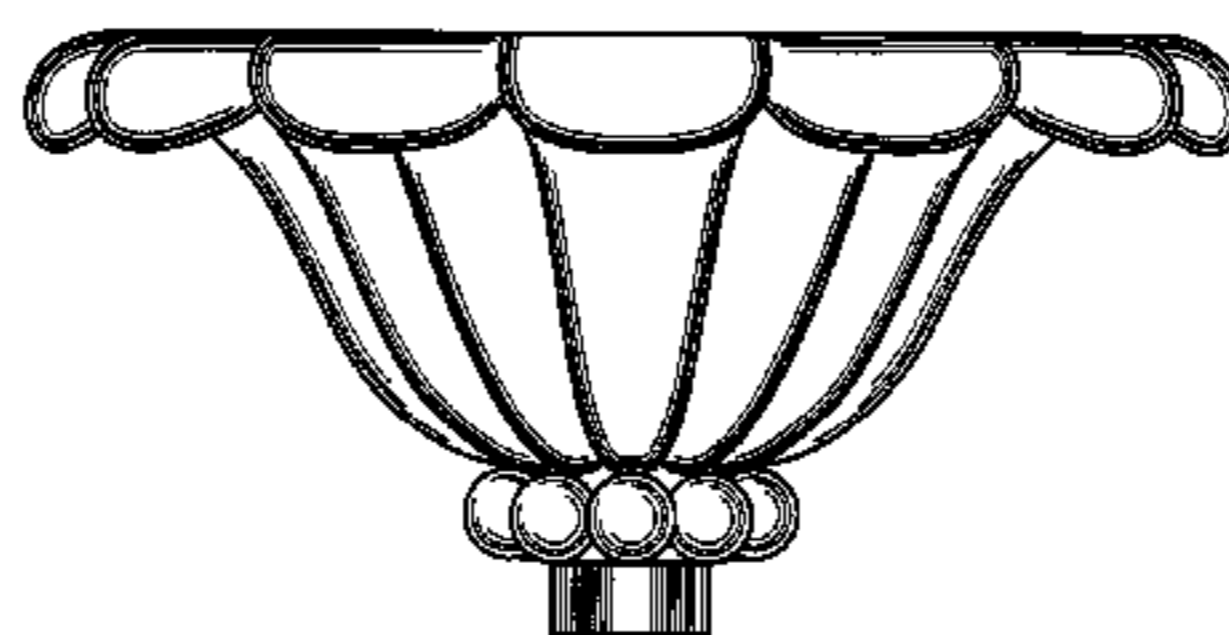
FIG. 4 is an enlarged top plan view of the light holder in accordance with my design;


FIG. 5 is an enlarged side elevation view of the light holder in accordance with my design, the opposite side being a mirror image; and,

FIG. 6 is an enlarged bottom plan view of the light holder in accordance with my design.

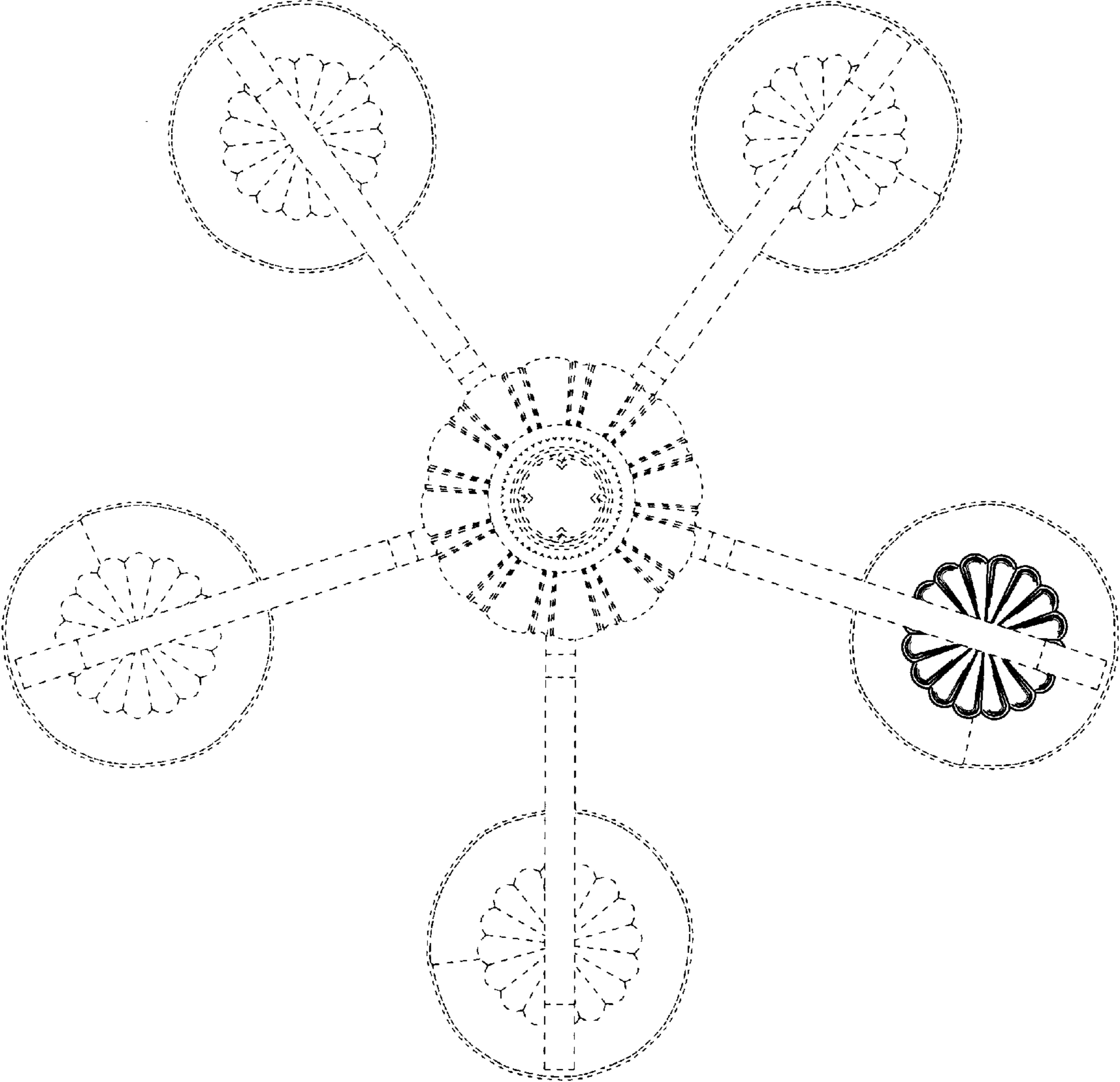
The broken lines showing environmental structure are for illustrative purposes only and form no part of the claimed invention.

**1 Claim, 4 Drawing Sheets**







*Fig.1*



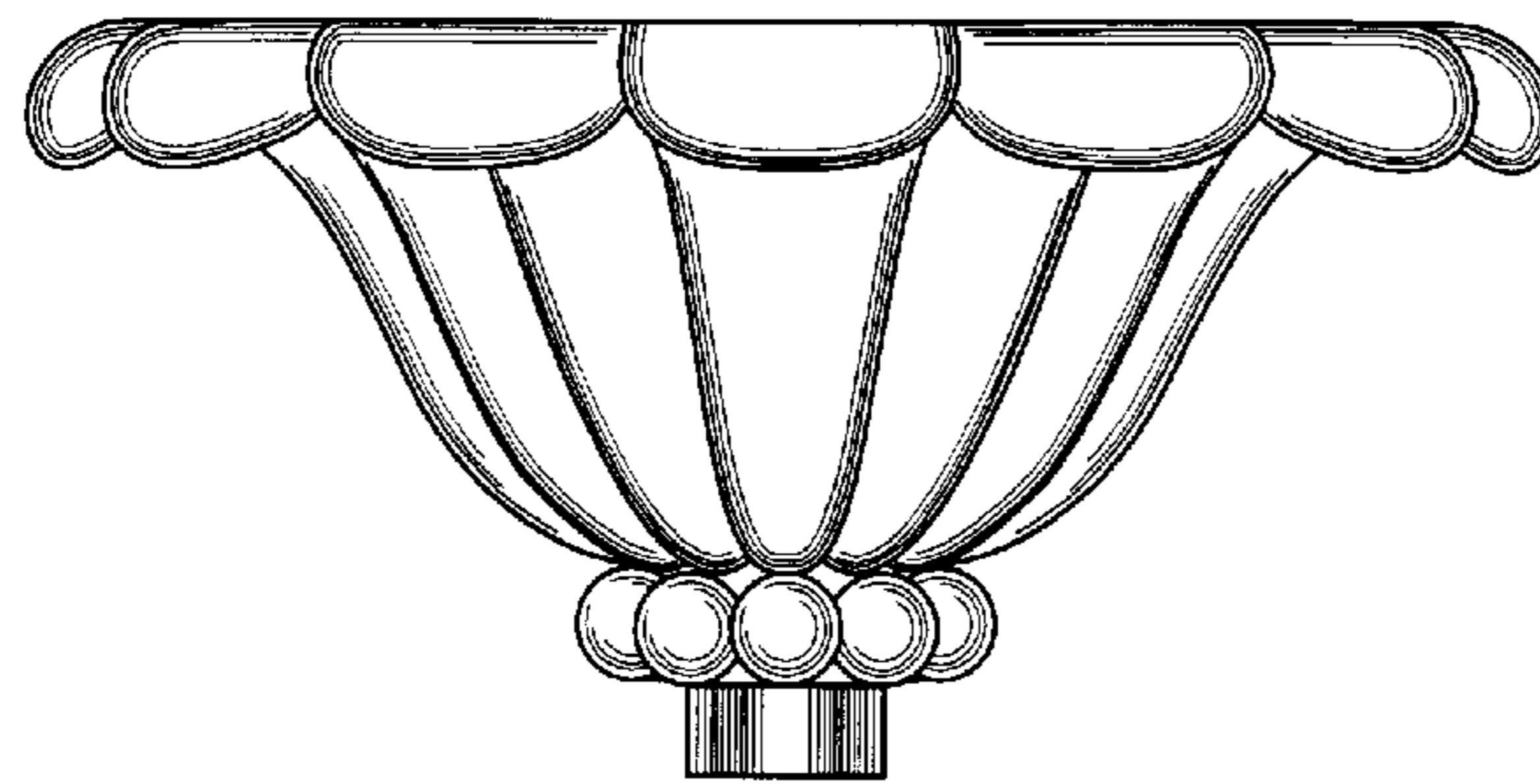
*Fig.2*




*Fig.3*



*Fig.4*



*Fig.5*



*Fig.6*