



US00D533957S

(12) **United States Design Patent**
Barozzini

(10) **Patent No.:** **US D533,957 S**

(45) **Date of Patent:** **** Dec. 19, 2006**

(54) **RIBBED BALLAST HOUSING**

6,491,418 B1 * 12/2002 Chen 362/487
D485,006 S * 1/2004 Huang D26/118

(75) Inventor: **Claude Barozzini**, Austin, TX (US)

* cited by examiner

(73) Assignee: **Genlyte Thomas Group, LLC**,
Louisville, KY (US)

Primary Examiner—Freda S. Nunn
Assistant Examiner—Kevin K. Rudzinski

(**) Term: **14 Years**

(74) *Attorney, Agent, or Firm*—James E. Cole; Middleton
Reutlinger

(21) Appl. No.: **29/207,466**

(57) **CLAIM**

(22) Filed: **Jun. 14, 2004**

The ornamental design for ribbed ballast housing, as shown
and described.

(51) **LOC (8) Cl.** **26-99**

(52) **U.S. Cl.** **D26/118**

(58) **Field of Classification Search** D26/85,
D26/137, 118, 152, 153, 148, 149, 120, 128-138,
D26/142, 113, 91, 119, 121, 122; 362/404,
362/405, 293; D13/11

See application file for complete search history.

DESCRIPTION

FIG. 1 is a front view for a ribbed ballast housing showing
my design;

FIG. 2 is a bottom plan view thereof;

FIG. 3 is a left side view thereof;

FIG. 4 is a right side view thereof;

FIG. 5 is a top view thereof;

FIG. 6 is a back view thereof;

FIG. 7 is a top perspective view thereof; and,

FIG. 8 is a bottom perspective view.

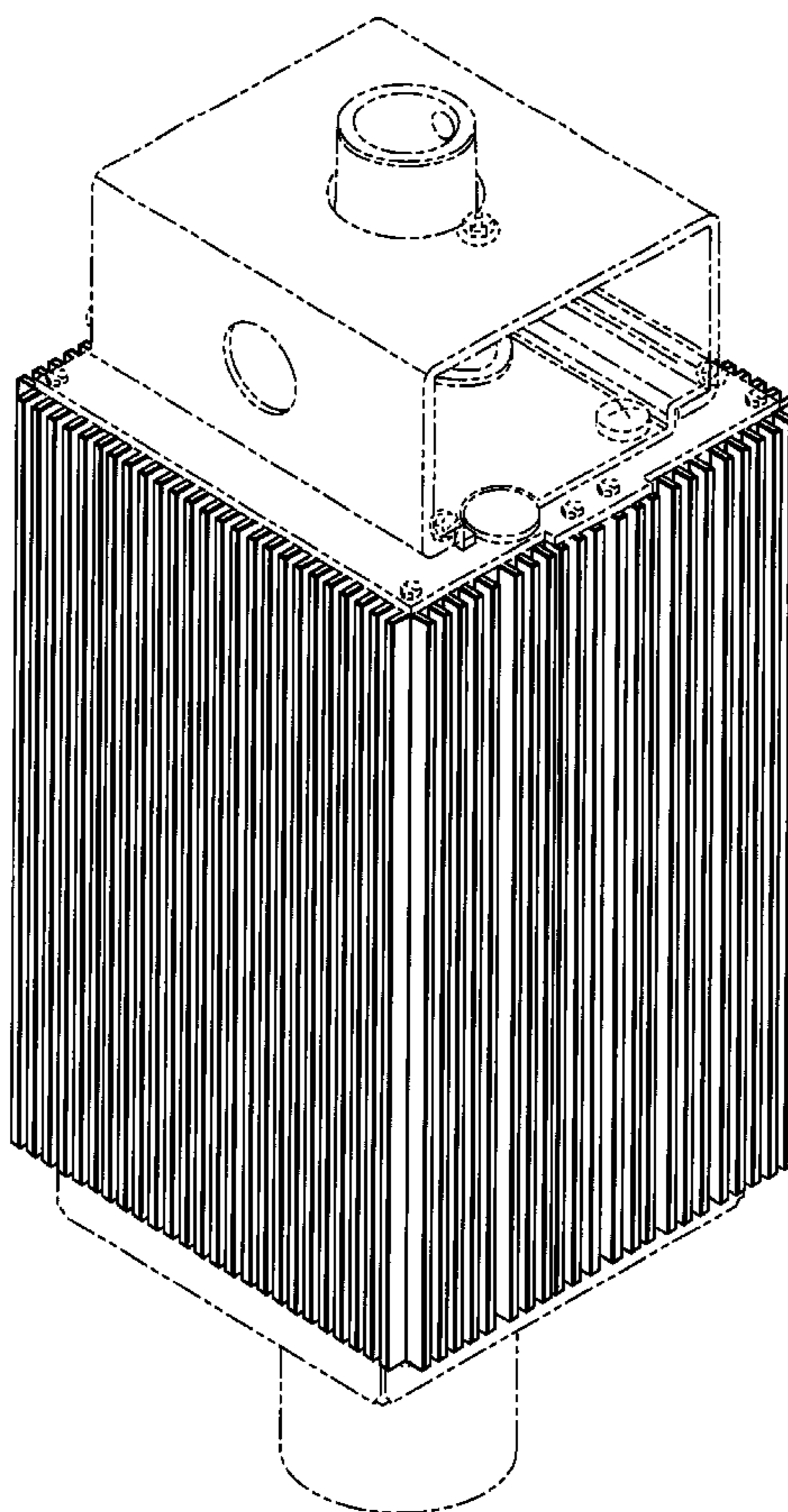
The broken line showing of the luminaire is for illustrative
purposes only and forms no part of the claimed design.

(56) **References Cited**

U.S. PATENT DOCUMENTS

3,197,545	A	*	7/1965	Buell	174/559
D218,846	S	*	9/1970	Wolff	D26/137
D260,688	S	*	9/1981	Wotowiec et al.	D26/142
D265,512	S	*	7/1982	Thurston	D26/85
D265,513	S	*	7/1982	Thurston	D26/85
D278,463	S	*	4/1985	Vest	D26/113

1 Claim, 8 Drawing Sheets






FIG. 1

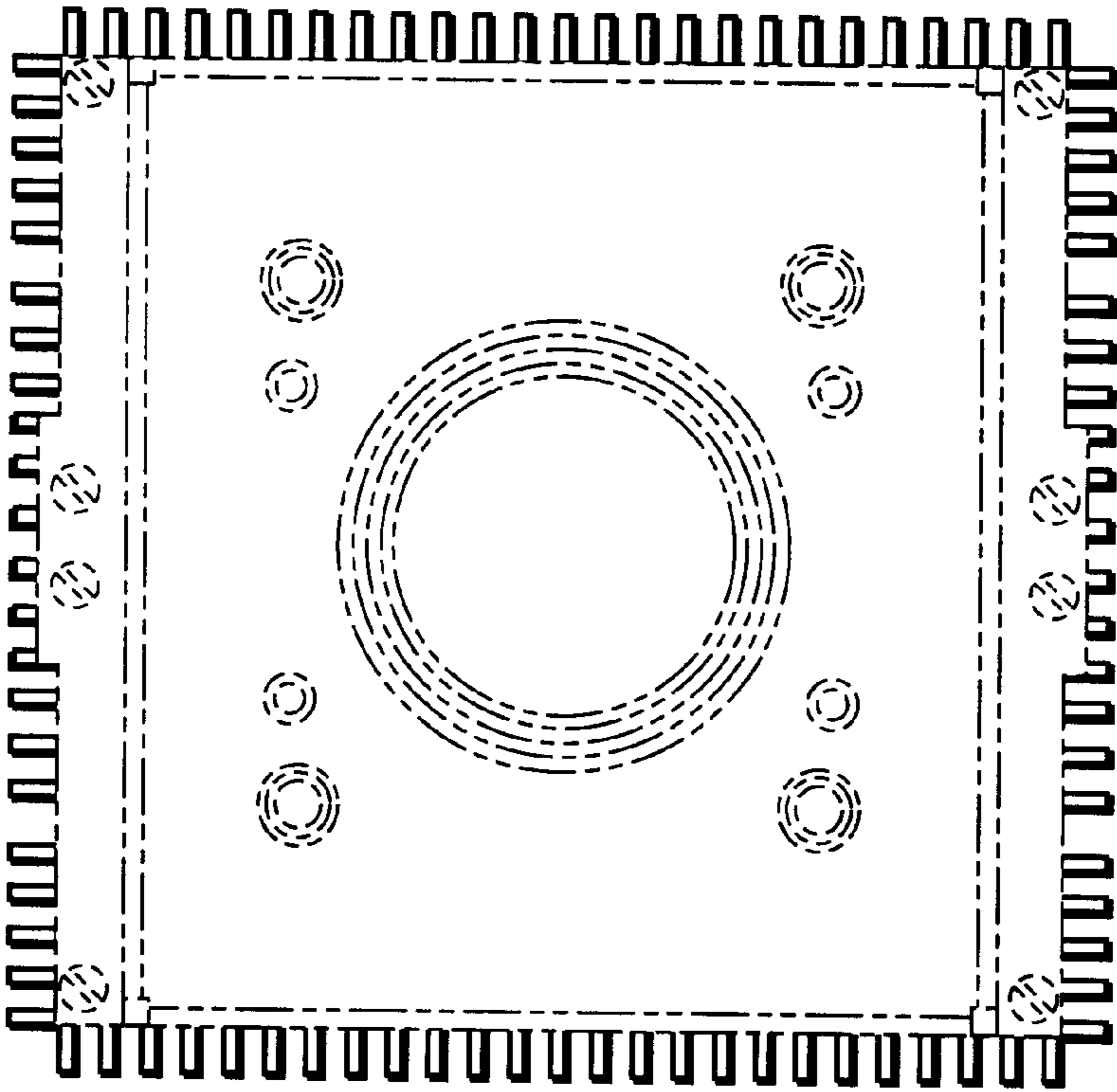


FIG. 2




FIG. 3




FIG. 4

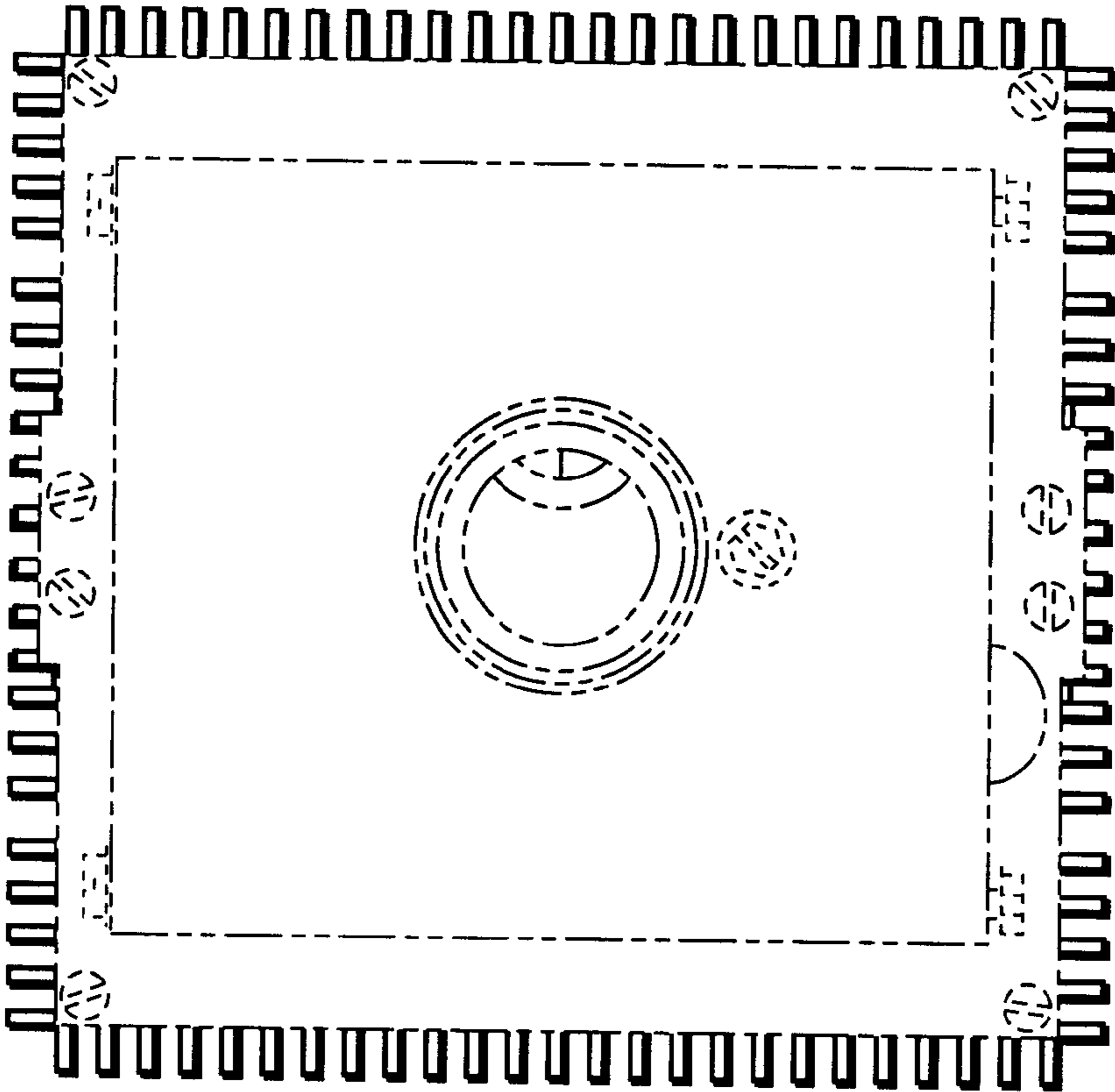


FIG. 5




FIG. 6

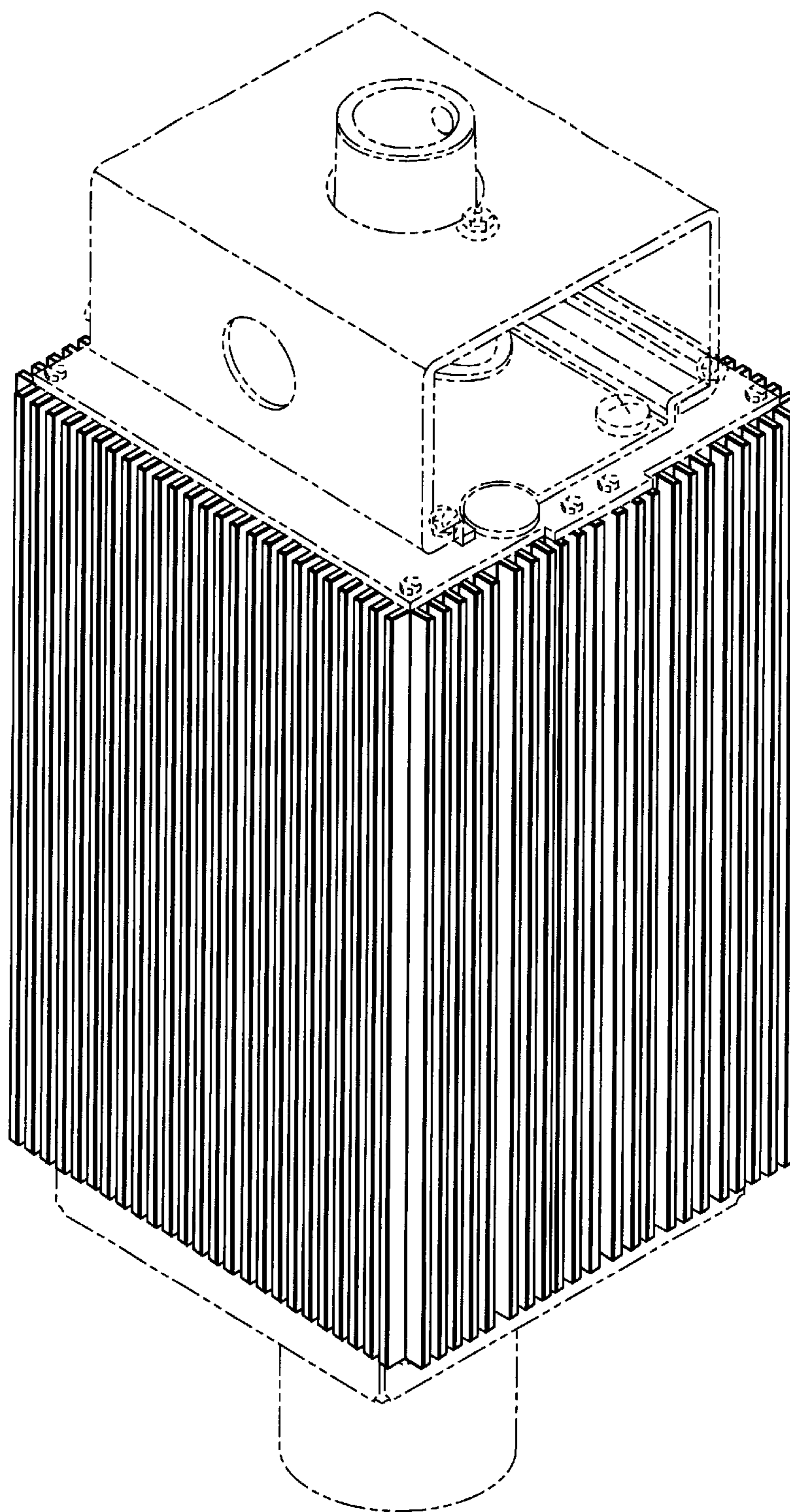


FIG. 7




FIG. 8