



US00D533908S

(12) **United States Design Patent**
Jones

(10) **Patent No.:** **US D533,908 S**
(45) **Date of Patent:** **** Dec. 19, 2006**

(54) **PAINTBALL GUN PNEUMATIC ASSEMBLY**

(75) Inventor: **Danial Jones**, Latrobe, PA (US)

(73) Assignee: **Smart Parts, Inc.**, Latrobe, PA (US)

(**) Term: **14 Years**

(21) Appl. No.: **29/243,368**

(22) Filed: **Nov. 22, 2005**

(51) **LOC (8) Cl.** **21-01**

(52) **U.S. Cl.** **D21/573**

(58) **Field of Classification Search** D21/570–574;
D22/100, 101, 103, 108, 109; 124/65, 70–74,
124/77, 83; 42/71.01, 75.02, 75.03, 76.01
See application file for complete search history.

(56) **References Cited**

U.S. PATENT DOCUMENTS

D285,235 S *	8/1986	Cellini	D22/108
D353,853 S *	12/1994	Albritton	D21/572
D440,262 S *	4/2001	Fernandez et al.	D21/570
6,494,195 B1 *	12/2002	Perry et al.	124/84
2003/0041849 A1 *	3/2003	Perry et al.	124/84
2005/0066953 A1 *	3/2005	Zouboulakis	124/73

* cited by examiner

Primary Examiner—Holly H. Baynham

Assistant Examiner—Cynthia M. Chin

(74) *Attorney, Agent, or Firm*—Marger Johnson & McCollom

(57) **CLAIM**

The ornamental design for a paintball gun pneumatic assembly, as shown and described.

DESCRIPTION

This application is related to copending U.S. Patent Application Ser. No. 11/056,938, entitled “Pneumatic Paintball Gun,” filed February 11, 2005.

FIG. 1 is a perspective view of a pneumatic assembly for a paintball gun;

FIG. 2 is a side elevation view of a pneumatic assembly for a paintball gun;

FIG. 3 is a top plan view of a pneumatic assembly for a paintball gun;

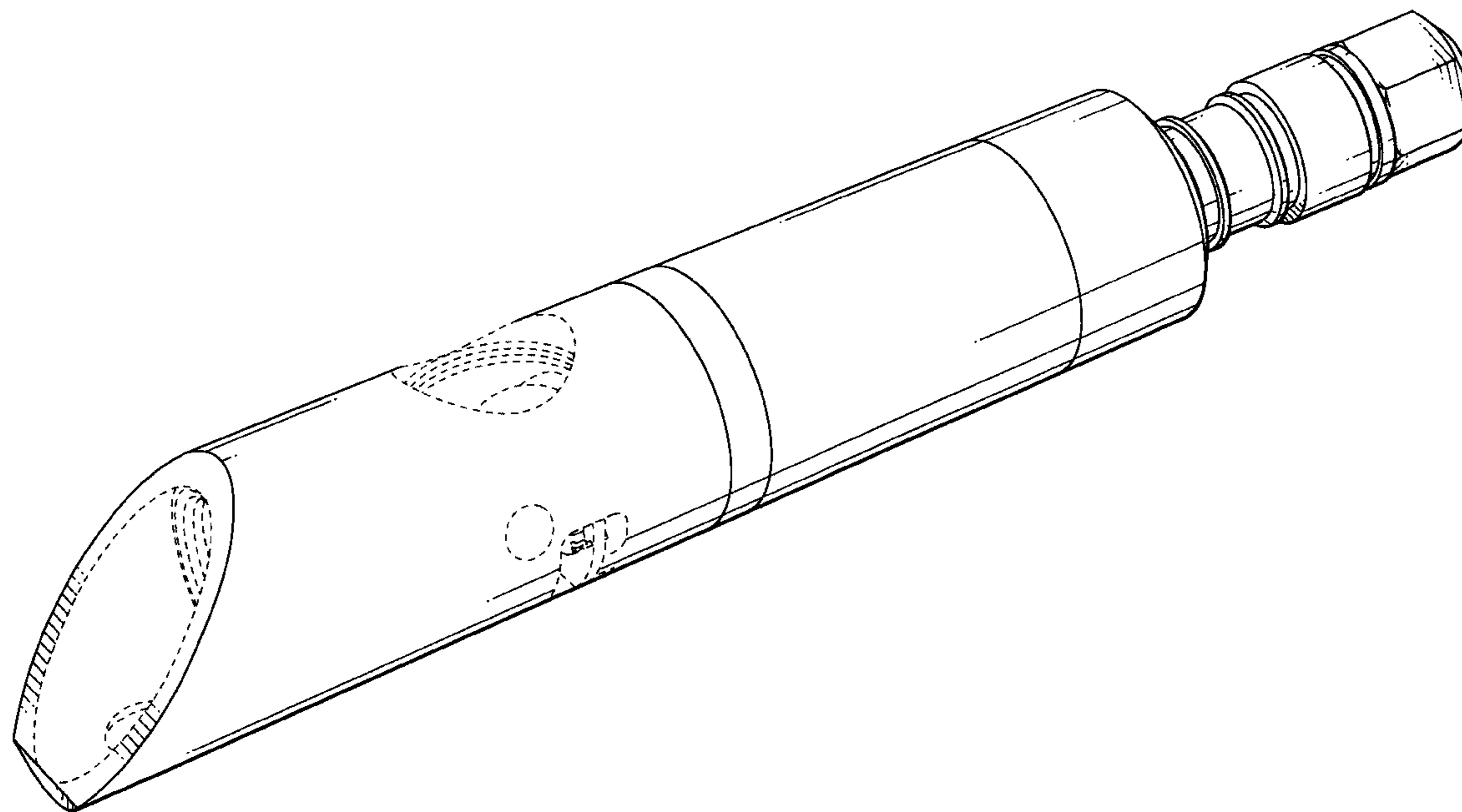
FIG. 4 is a bottom plan view of a pneumatic assembly for a paintball gun;

FIG. 5 is a front elevation view of a pneumatic assembly for a paintball gun; and,

FIG. 6 is a back elevation view of a pneumatic assembly for a paintball gun.

The broken lines are for illustrative purposes only and form no part of the claimed design.

1 Claim, 3 Drawing Sheets



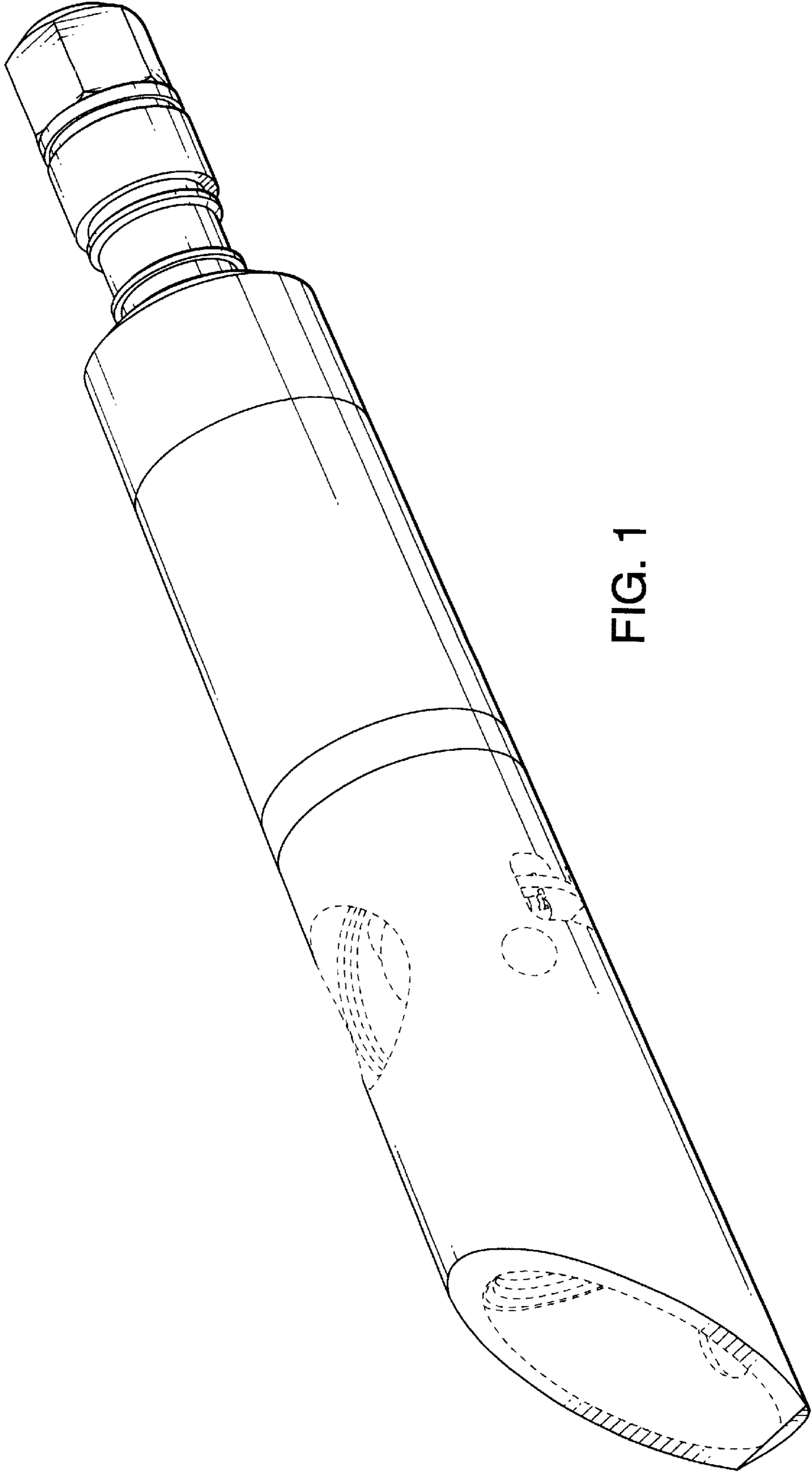


FIG. 1




FIG. 2




FIG. 3




FIG. 4

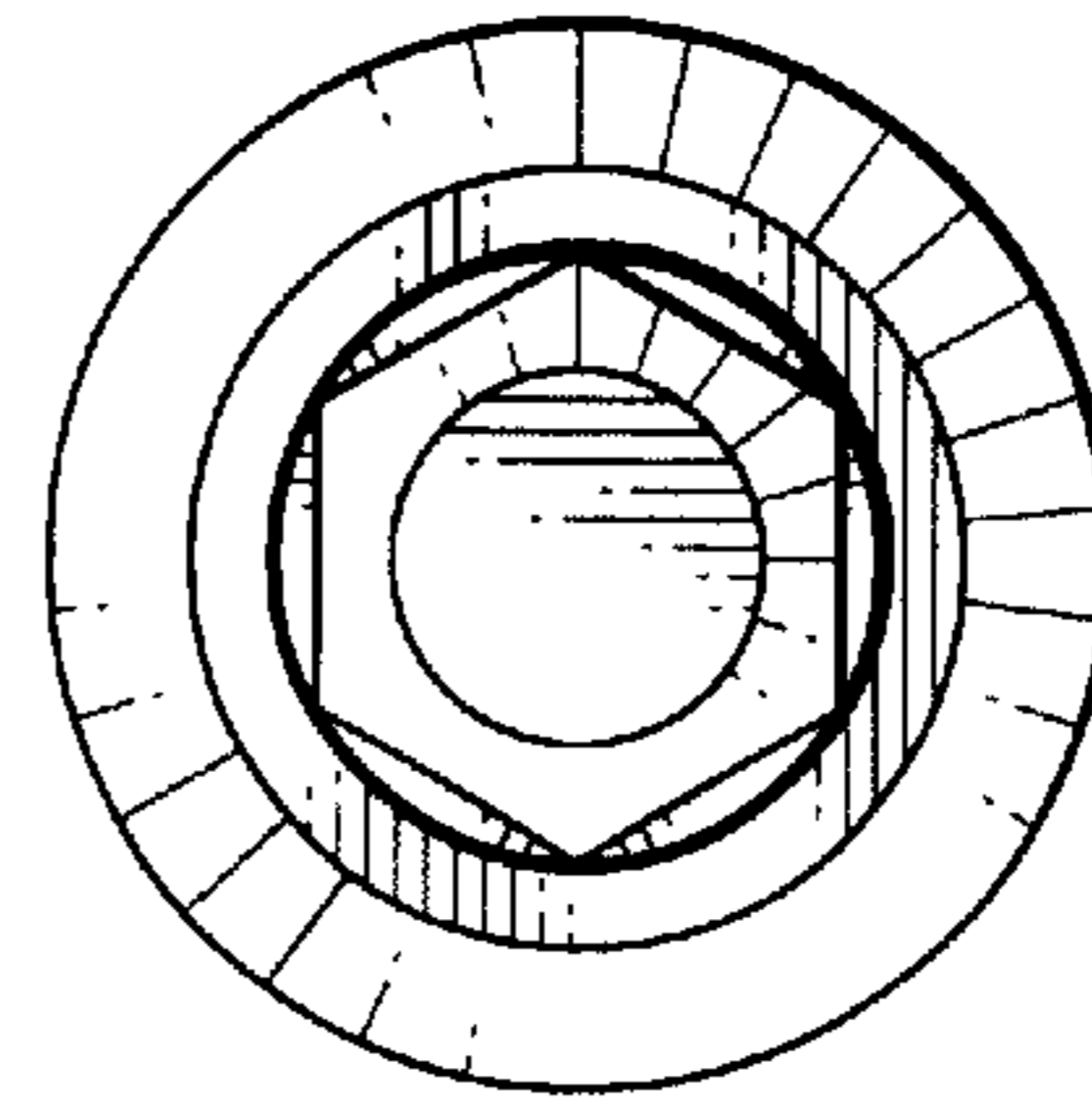


FIG. 6

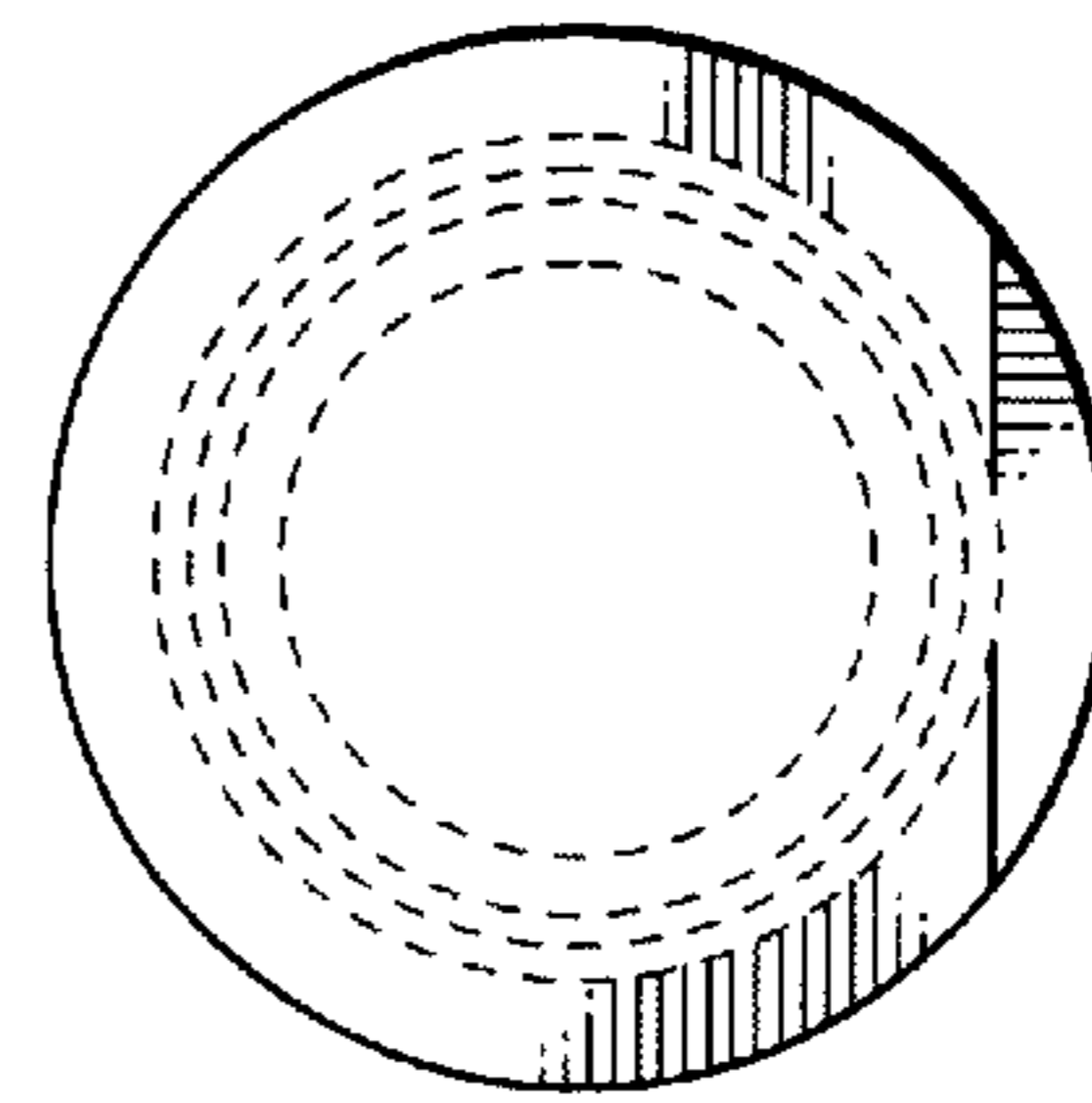


FIG. 5