



US00D533903S

(12) **United States Design Patent**
Cetera

(10) **Patent No.:** **US D533,903 S**

(45) **Date of Patent:** **** Dec. 19, 2006**

(54) **PEN CLIP**

(75) Inventor: **Carl Cetera**, Tenafly, NJ (US)

(73) Assignee: **Cotapaxi Custom Design and Manufacturing, LLC**, Carlstadt, NJ (US)

(**) Term: **14 Years**

(21) Appl. No.: **29/247,222**

(22) Filed: **Jun. 6, 2006**

Related U.S. Application Data

(62) Division of application No. 29/215,099, filed on Oct. 12, 2004, now Pat. No. Des. 526,020.

(51) **LOC (8) Cl.** **19-06**

(52) **U.S. Cl.** **D19/56**

(58) **Field of Classification Search** D19/36,
D19/37, 41-51, 54-57; 24/11 R, 11 F, 11 P;
401/52, 99, 100, 104, 105, 106, 107, 108,
401/109, 192, 195, 243-247

See application file for complete search history.

(56) **References Cited**

U.S. PATENT DOCUMENTS

D48,326 S * 12/1915 Nielsen D19/56

D151,307 S	*	10/1948	Weston	D19/57
D358,609 S	*	5/1995	Ferguson	D19/56
D389,515 S	*	1/1998	Van Swieten	D19/36
D406,165 S	*	2/1999	Nadel	D19/36
D474,809 S	*	5/2003	Willat et al.	D19/51
D497,180 S	*	10/2004	Cetera	D19/36
D507,811 S	*	7/2005	Shibata et al.	D19/49

* cited by examiner

Primary Examiner—Elizabeth A. Albert

(74) *Attorney, Agent, or Firm*—The Soni Law Firm

(57) **CLAIM**

The ornamental design for a pen clip, as shown and described.

DESCRIPTION

FIG. 1 is a front side perspective view of the present invention with phantom lines depicting environmental structure and forming no part of the claimed design;

FIG. 2 is a front elevational view thereof;

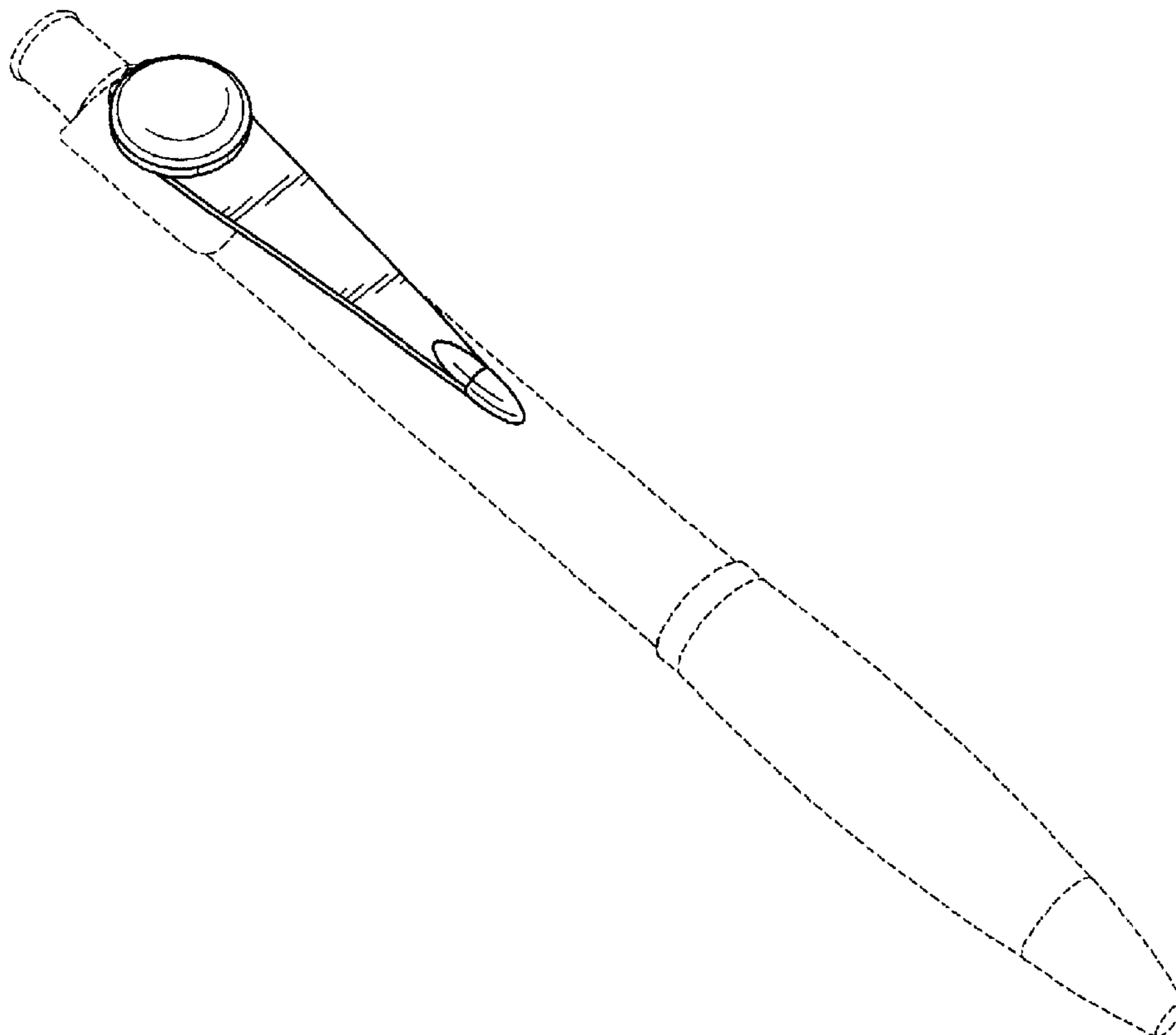
FIG. 3 is a side elevational view thereof;

FIG. 4 is a back elevational view thereof;

FIG. 5 is a bottom plan view thereof; and,

FIG. 6 is a top plan view thereof.

1 Claim, 1 Drawing Sheet



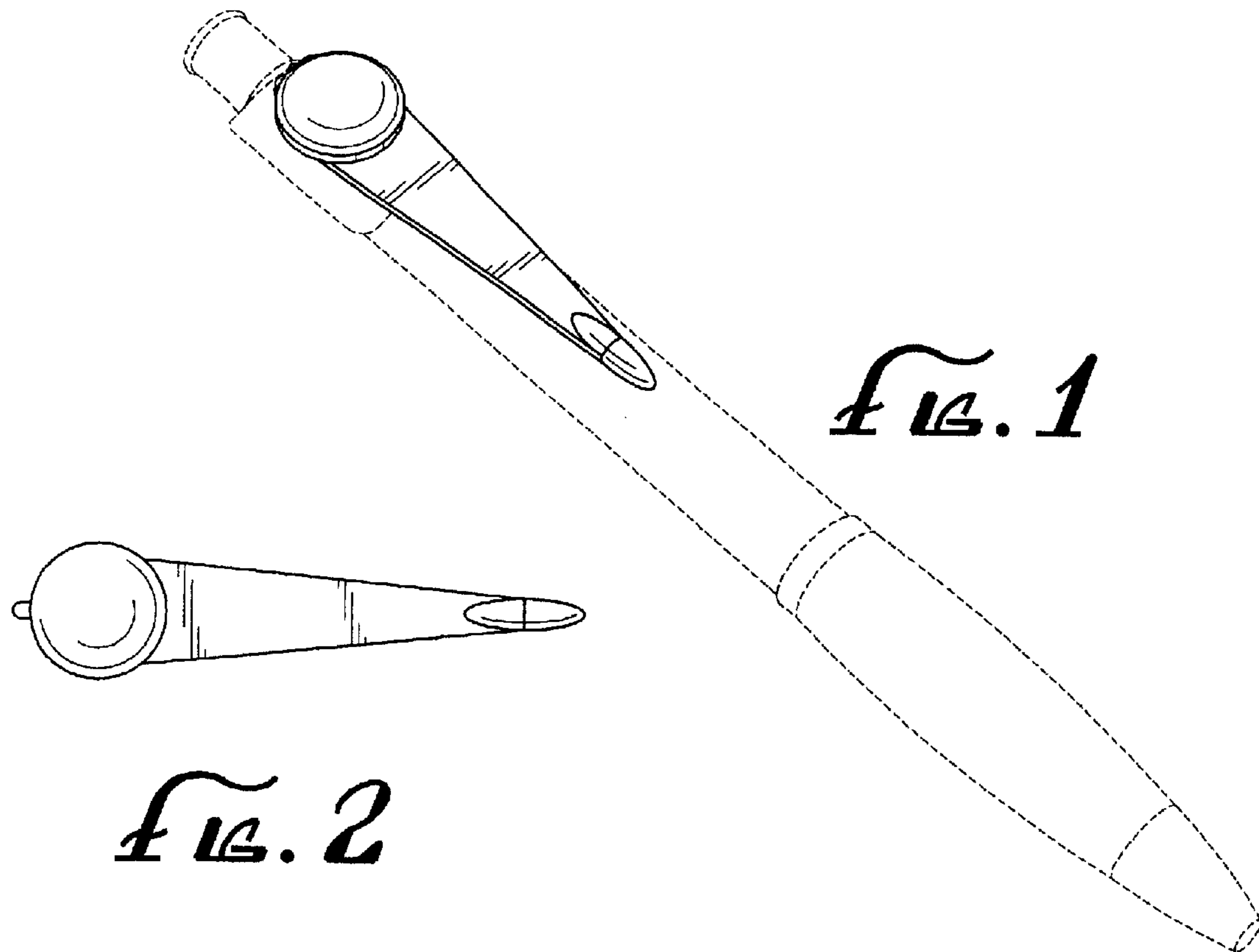


FIG. 1

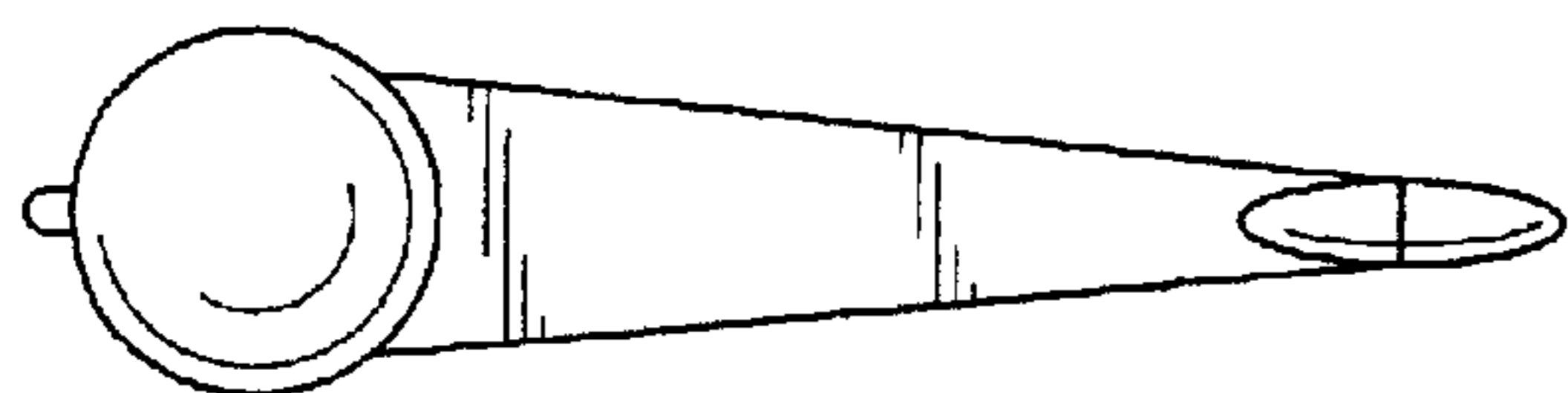


FIG. 2

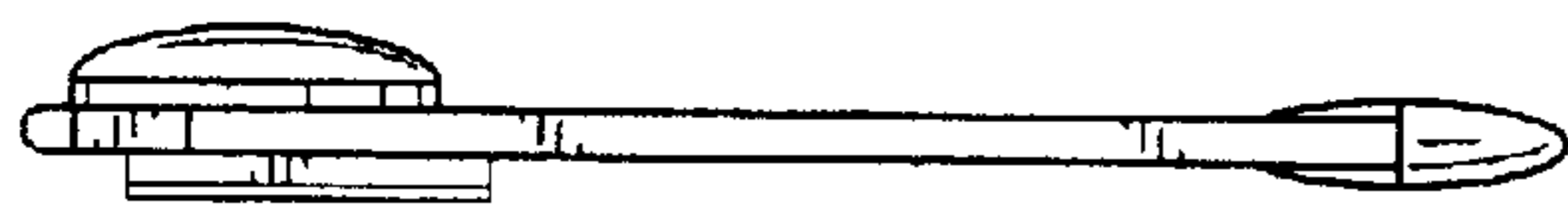


FIG. 3



FIG. 5

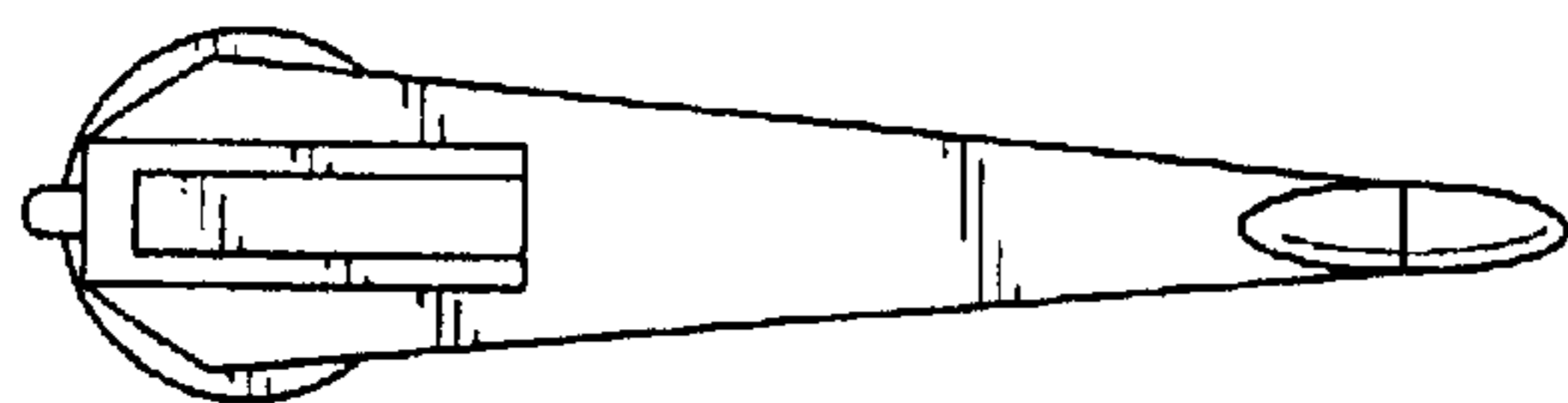


FIG. 4



FIG. 6