



US00D533897S

(12) **United States Design Patent** (10) **Patent No.:** **US D533,897 S**
Workman et al. (45) **Date of Patent:** **** Dec. 19, 2006**

(54) **ELECTRONIC CUTTER**

(75) Inventors: **Robert Workman**, Mapleton, UT (US); **Desiree Tanner**, San Clemente, CA (US); **William Craig Youse**, Provo, UT (US); **Jason B. Brinkerhoff**, Lindon, UT (US); **Jonathan Aaron Johnson**, Orem, UT (US); **Michael Horito**, Provo, UT (US); **Gerry Ayala**, Provo, UT (US); **Ken Yan**, Shenzhen (CN)

(73) Assignee: **Provo Craft and Novelty, Inc.**, Spanish Fork, UT (US)

(**) Term: **14 Years**

(21) Appl. No.: **29/234,210**

(22) Filed: **Jul. 14, 2005**

(51) **LOC (8) Cl.** **18-04**

(52) **U.S. Cl.** **D18/34.3**

(58) **Field of Classification Search** D18/34.1–34.9, D18/99, 54, 50; 83/167, 289, 302, 203, 523, 83/633; 241/169.1, 36, 154, 157, 222, 224, 241/168, 284, 295, 37.5, 285.1, 285.2, 100, 241/236; D8/99, 105; D7/381, 383; D14/356; D13/83; D19/65, 72

See application file for complete search history.

(56) **References Cited**

U.S. PATENT DOCUMENTS

4,359,222	A	11/1982	Smith, III et al.
D279,474	S	7/1985	Akagi et al.
D302,684	S	8/1989	Akagi et al.
D373,595	S	9/1996	Askren et al.

(Continued)

FOREIGN PATENT DOCUMENTS

GB 2057610 * 12/1996

OTHER PUBLICATIONS

“The Creative Cutter: Set Your Imagination Free: Instruction Manual.” Pazzles. pp. I–XII, 1–67.

“The Creative Cutter: Instruction Manual Insert.” Pazzles.
“Creative Cutter: Set Your Imagination Free.” Pazzles. Spring 2005 Price List.
“Creative Cutter: Set Your Imagination Free.” Pazzles. Fall 2004 Price List.
“Wishblade Operation Manual.” Wishblade.
“Printing and Cutting with Wishblade Advanced.” Wishblade. 2004.
“Wishblade Personal Media Cutter: Wishblade WB100–20: Introduction.” Wishblade.
“Summa DC3 Plus.” Digital Art Solutions.
“Software and Artwork Specials.” Digital Art Solutions.
“Why You Should Buy a Craft Cutter From Digital Art Solutions.” Digital Art Solutions.
“D60 Review from Signs of the Times Magazine.” Digital Art Solutions.
“Cutting Shapes and Text with Wishblade Basic or Wishblade Advanced.” Wishblade. 2004. pp. 1–2.
Operation Manual for Electronic Cutter (Chinese).
“Omega Series: Operator’s Manual: OM–60/OM–40.” DGI: Digital Graphics Incorporation.

Primary Examiner—Charles A. Rademaker
(74) *Attorney, Agent, or Firm*—Morriss O’Bryant Compagni, P.C.

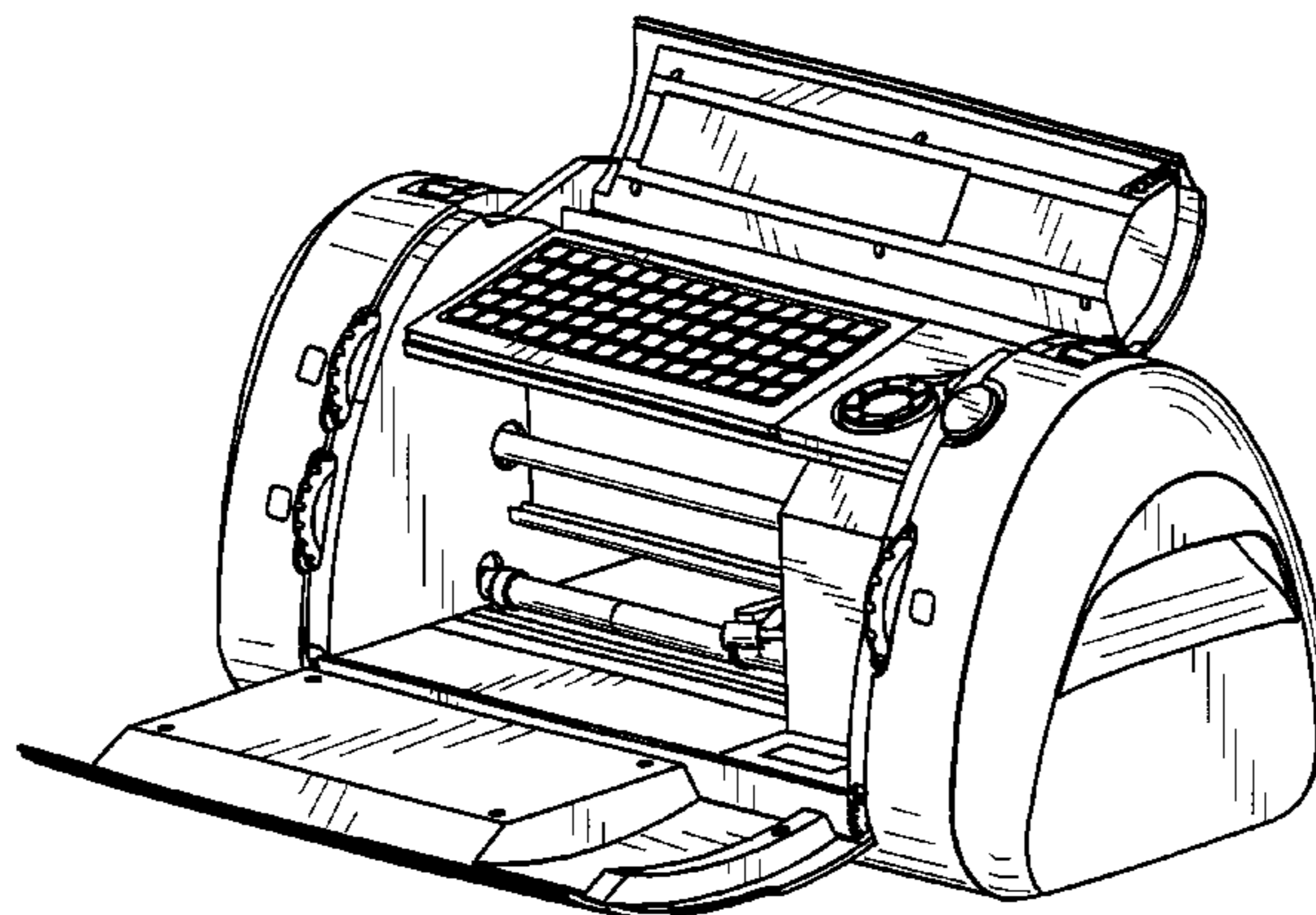
(57) **CLAIM**

The ornamental design for an electronic cutter, as shown and described.

DESCRIPTION

FIG. 1 is a top and front perspective view of an electronic cutter in an open condition showing our new design;
FIG. 2 is a front elevation thereof;
FIG. 3 is a rear elevation thereof;
FIG. 4 is a top plan view thereof;
FIG. 5 is a bottom plan view thereof;
FIG. 6 is a right side elevation thereof; and,
FIG. 7 is a left side elevation thereof.

1 Claim, 3 Drawing Sheets



US D533,897 S

Page 2

U.S. PATENT DOCUMENTS

D375,119 S	10/1996	Pangburn		D467,963 S	* 12/2002	Miyahara et al.	D18/54
D375,973 S	* 11/1996	Kennedy et al.	D474,806 S	5/2003	Yamano et al.		
D382,256 S	8/1997	Lin		D479,264 S	9/2003	Suzuki et al.		
5,692,424 A	* 12/1997	Wallace	6,676,050 B1	* 1/2004	Chang	241/100
D388,819 S	* 1/1998	Huen	6,682,006 B1	* 1/2004	Lee	241/236
5,796,388 A	8/1998	Yasuhara et al.		D489,083 S	* 4/2004	Orihashi et al.	D18/54
D399,251 S	10/1998	McGlashan		D489,084 S	* 4/2004	Tashiro et al.	D18/54
5,988,542 A	* 11/1999	Henreckson et al.	D489,401 S	* 5/2004	Senshiki et al.	D18/54
D421,768 S	3/2000	Blair et al.		D489,754 S	5/2004	Akahane et al.		
D424,090 S	5/2000	Ko et al.		D492,960 S	* 7/2004	Takizawa	D18/54
D439,608 S	3/2001	Gassett et al.		D497,940 S	11/2004	Hwang et al.		
D453,352 S	2/2002	Yamano et al.		D499,759 S	12/2004	Kobayashi et al.		
D454,583 S	3/2002	Whitby et al.		6,827,300 B1	* 12/2004	Lee	241/236
D466,920 S	12/2002	Kawahara et al.		D505,154 S	5/2005	Wong et al.		
D466,922 S	12/2002	Tashiro		D509,545 S	9/2005	Nash		

* cited by examiner

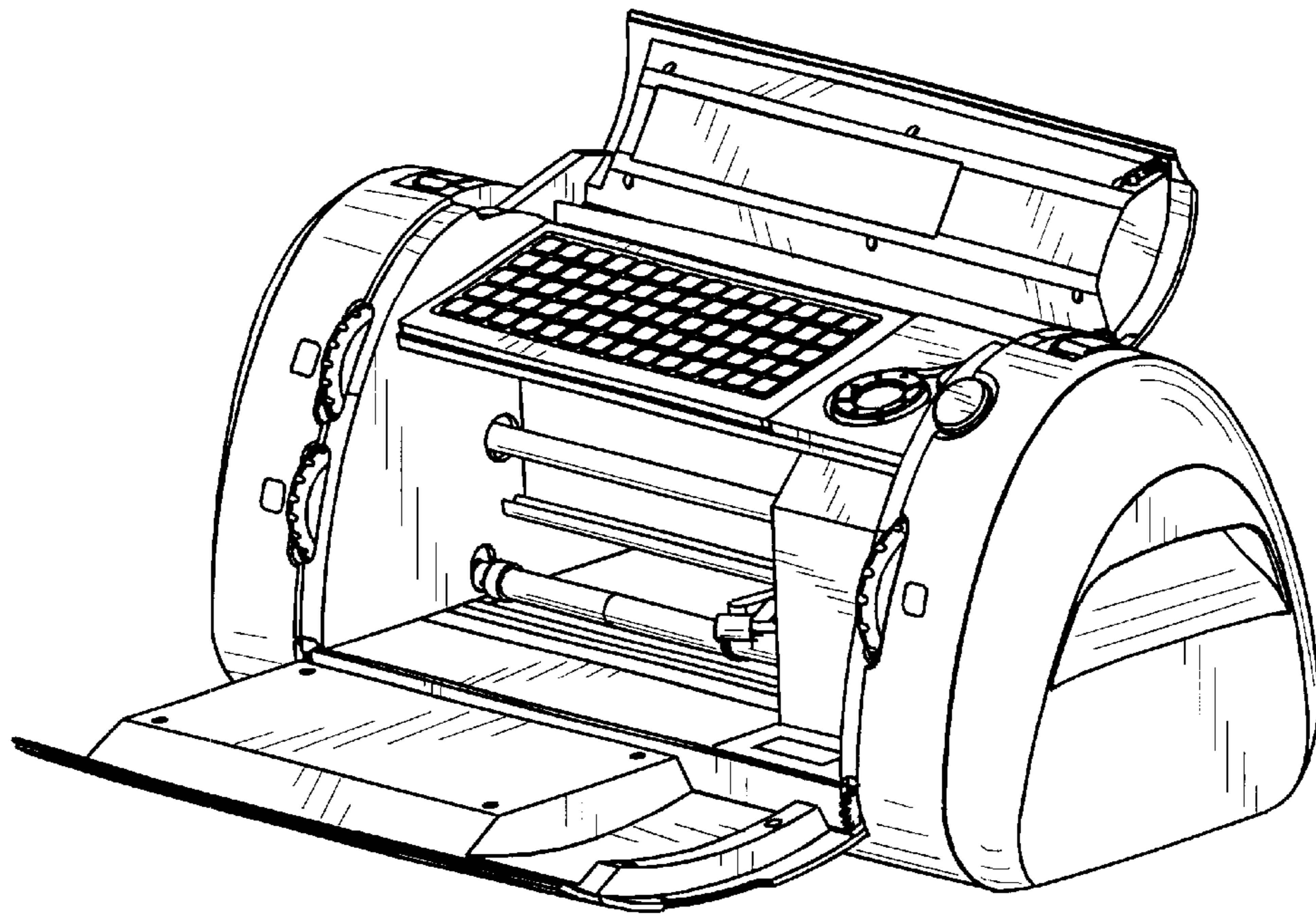


FIG. 1

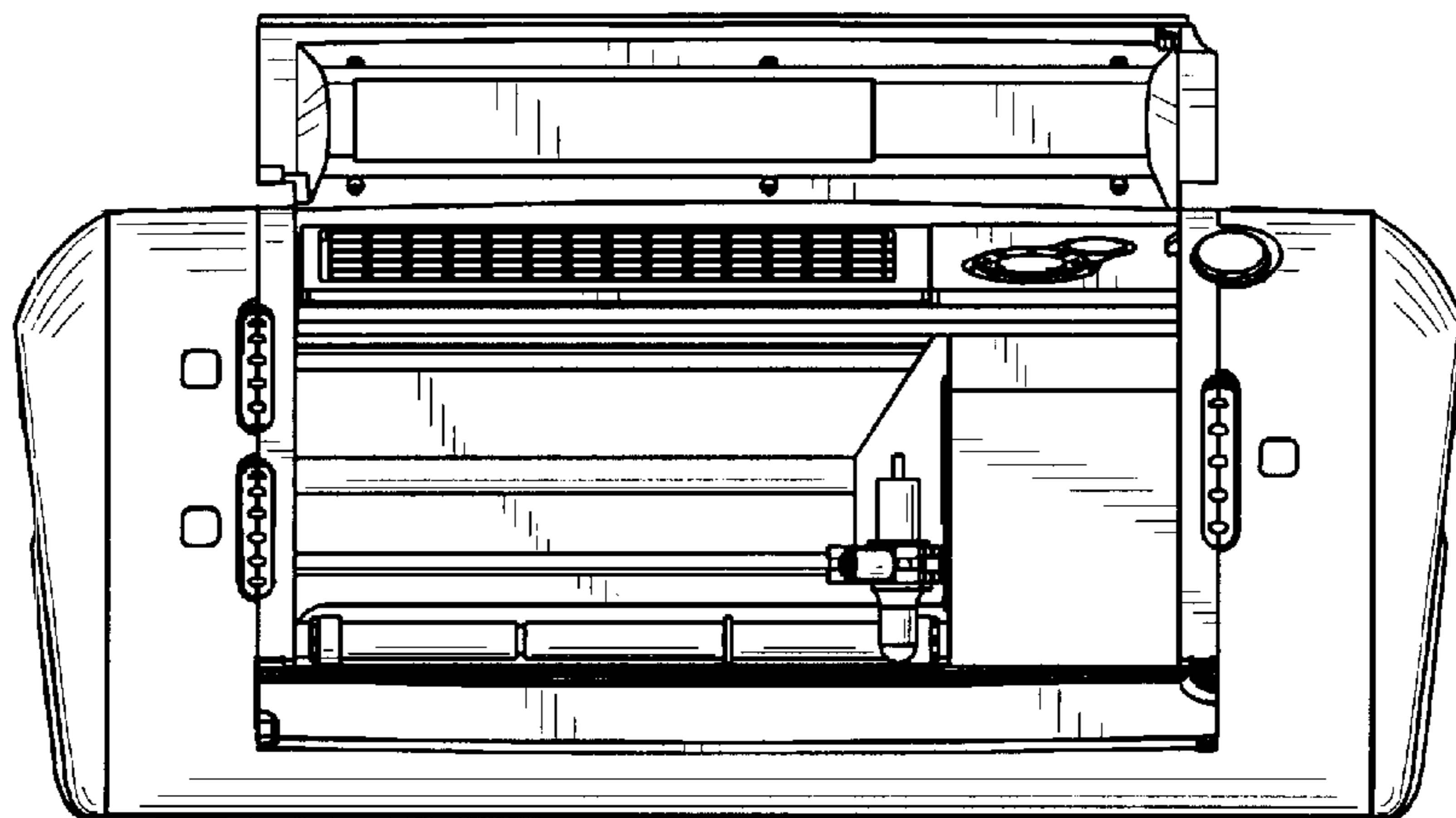


FIG. 2

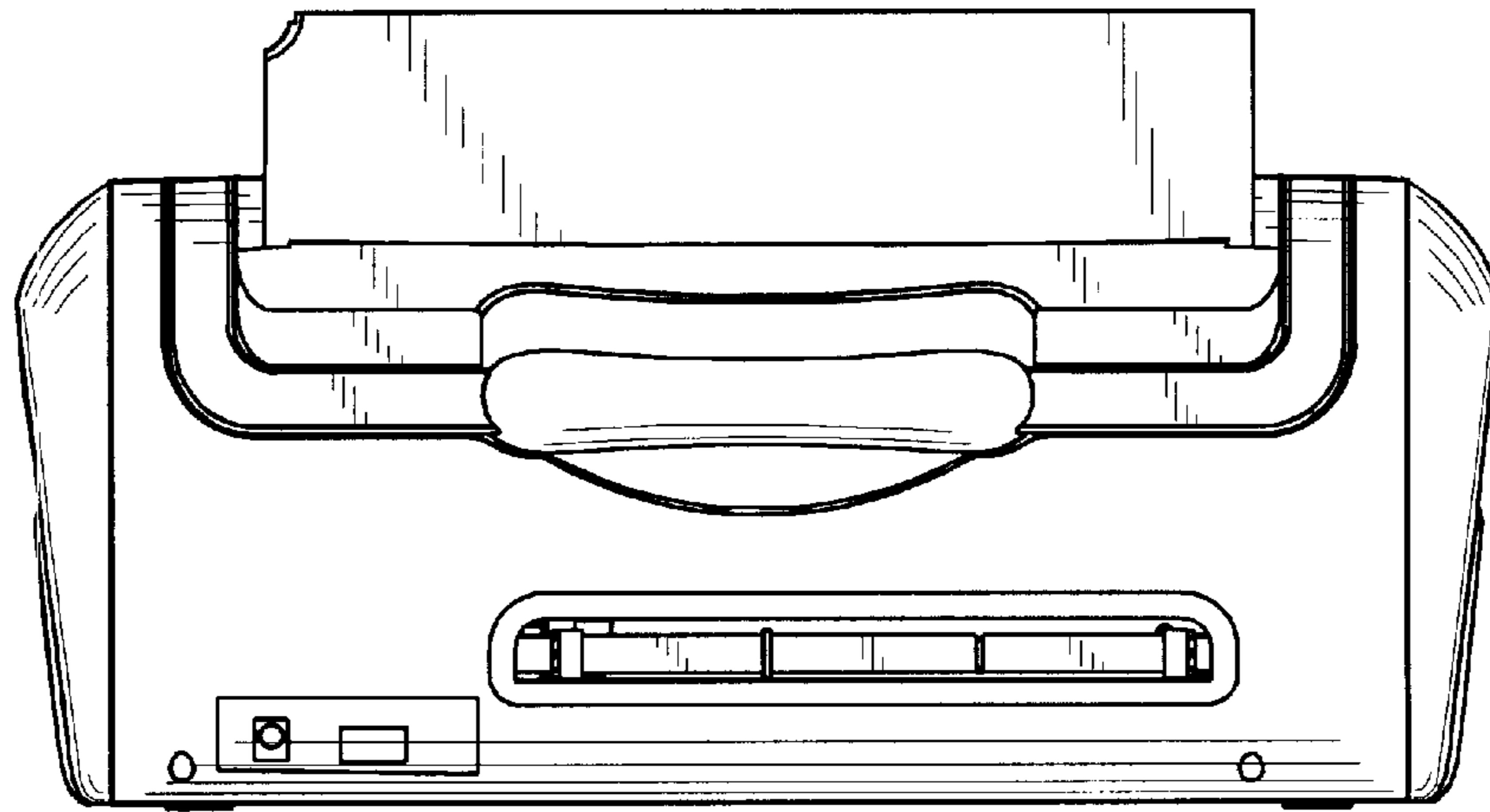


FIG. 3

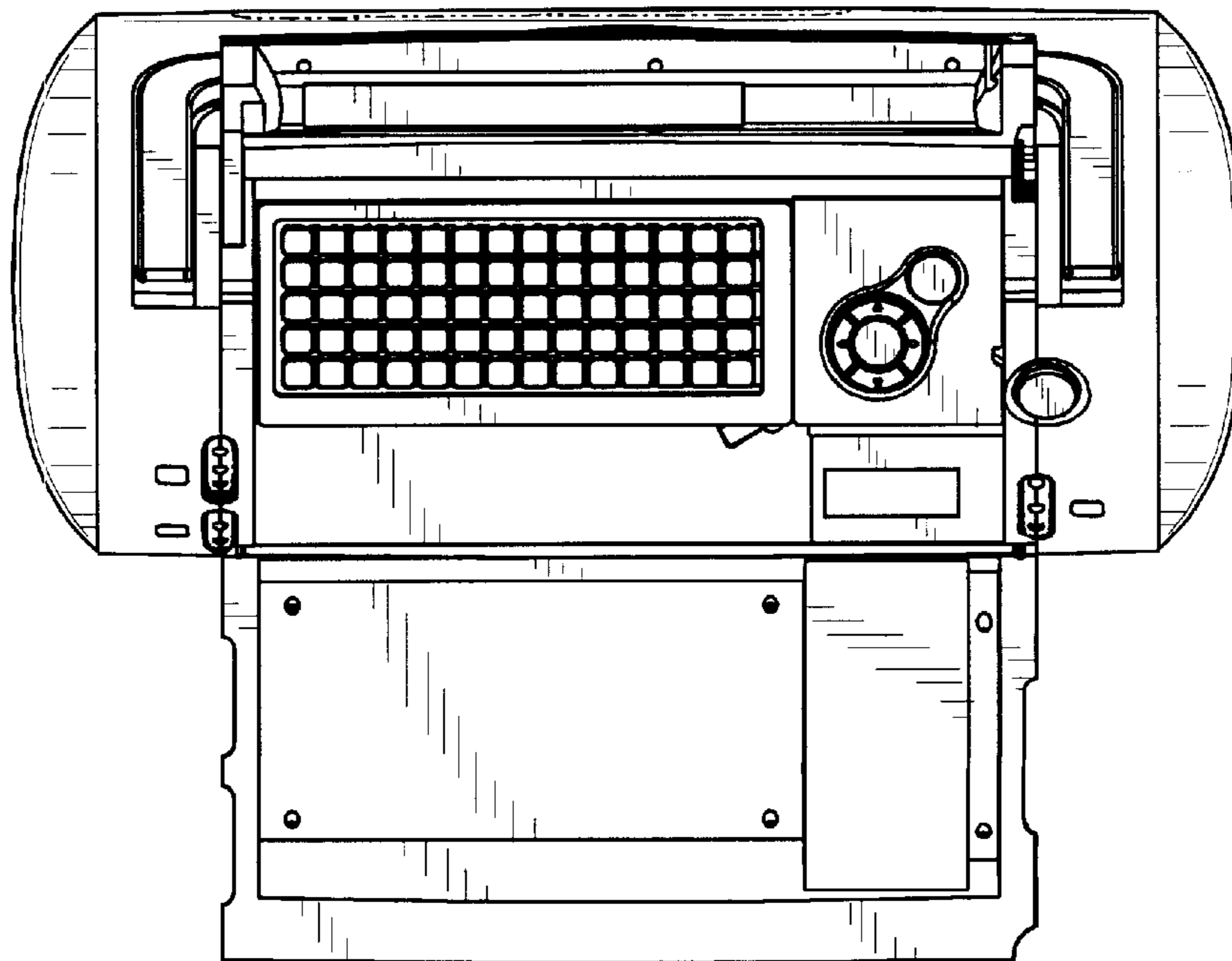


FIG. 4

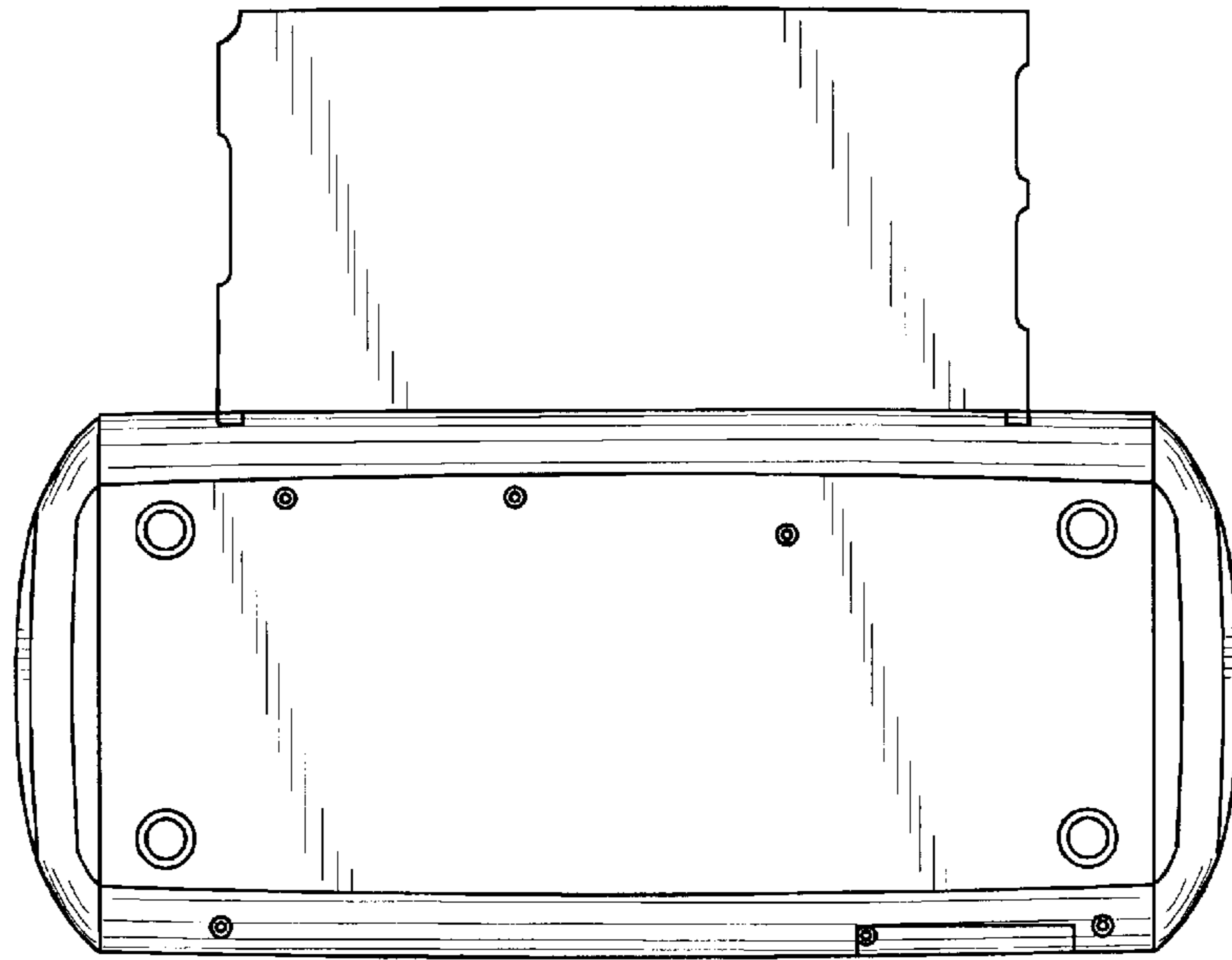


FIG. 5

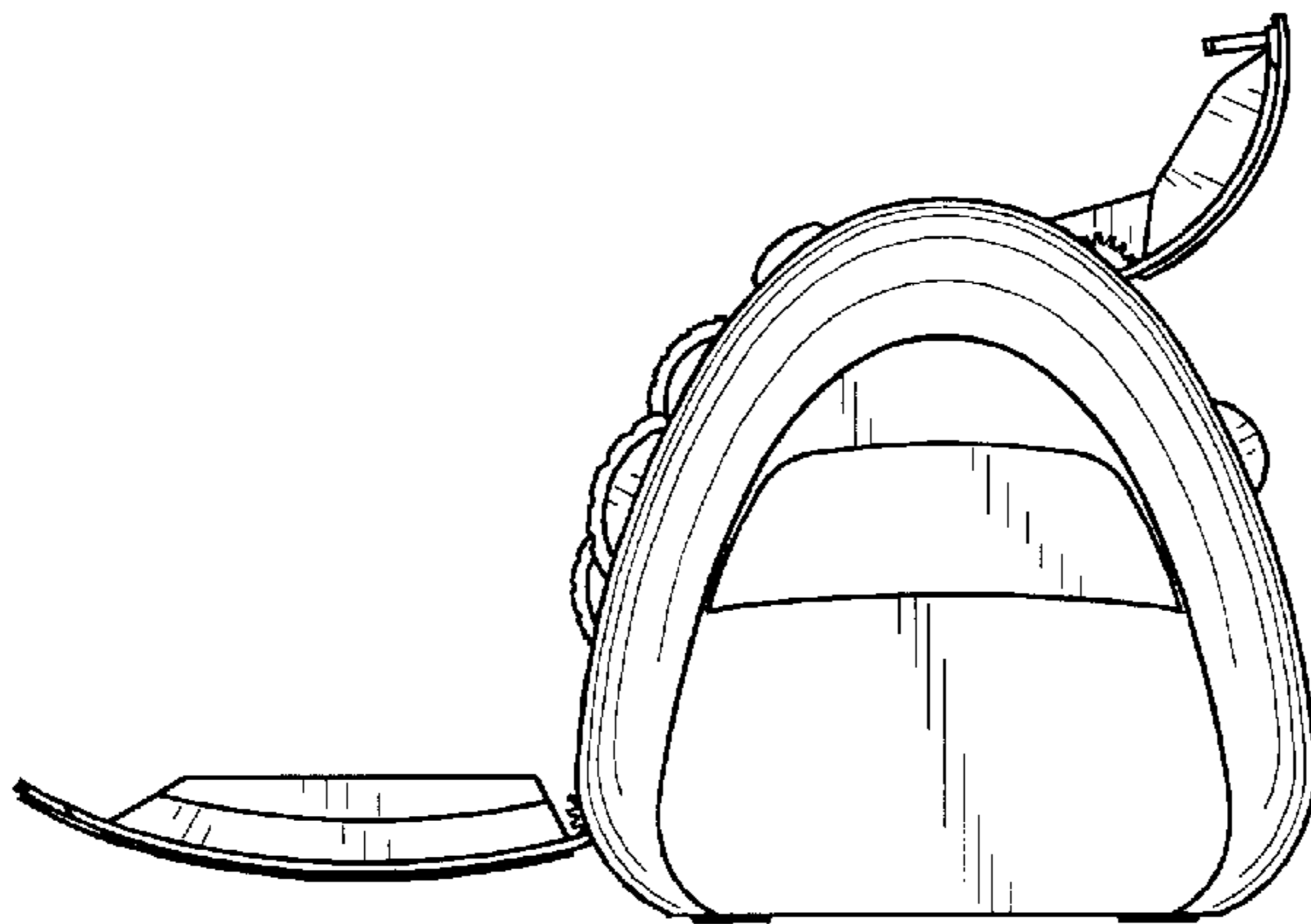


FIG. 6

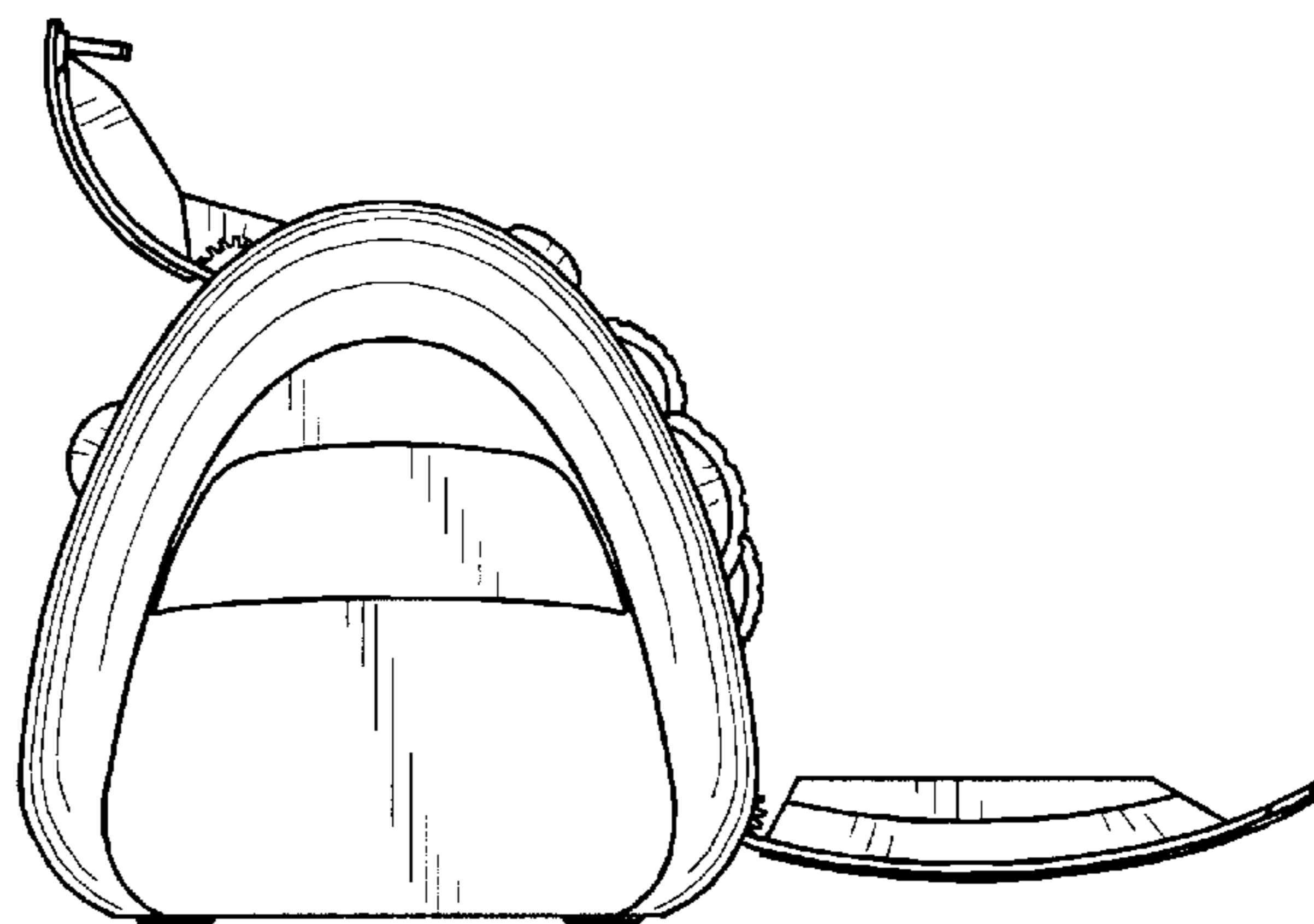


FIG. 7