



US00D533869S

(12) **United States Design Patent**
Drambarean et al.

(10) **Patent No.:** **US D533,869 S**

(45) **Date of Patent:** **** Dec. 19, 2006**

(54) **MICROPHONE TIP ASSEMBLY**

(75) Inventors: **Viorel Drambarean**, Skokie, IL (US);
Andrew J. Haapapuro, Arlington Heights, IL (US)

(73) Assignee: **Etymotic Research, Inc.**, Elk Grove Village, IL (US)

(**) Term: **14 Years**

(21) Appl. No.: **29/247,045**

(22) Filed: **May 25, 2006**

Related U.S. Application Data

(63) Continuation of application No. 10/951,458, filed on Sep. 27, 2004.

(51) **LOC (8) Cl.** **14-01**

(52) **U.S. Cl.** **D14/225**

(58) **Field of Classification Search** D14/205,
D14/206, 223, 224, 225, 226, 227, 228, 229;
181/158, 196, 242; 379/430; 381/169, 91,
381/170, 356, 357, 122

See application file for complete search history.

(56) **References Cited**

U.S. PATENT DOCUMENTS

5,329,593 A * 7/1994 Lazzeroni et al. 381/357
D368,719 S * 4/1996 Luther D14/228

D387,770 S * 12/1997 Liao D14/227
D389,153 S * 1/1998 Litzau D14/228
D392,979 S * 3/1998 Inukai D14/228
D393,643 S * 4/1998 Chiang D14/227
5,799,096 A * 8/1998 Liao 381/361
D448,361 S * 9/2001 Bergfeldt D14/225
D469,426 S * 1/2003 Hyde et al. D14/227
D497,156 S * 10/2004 Bauman et al. D14/225

* cited by examiner

Primary Examiner—Paula A. Greene

(74) *Attorney, Agent, or Firm*—McAndrews, Held & Malloy

(57) **CLAIM**

The ornamental design for a microphone tip assembly, as shown and described.

DESCRIPTION

FIG. 1 is a perspective view of a microphone using a first embodiment of the microphone tip assembly during use; FIG. 2 is a perspective view of the microphone tip assembly thereof; FIG. 3 is a rear elevation view thereof; FIG. 4 is a top plan view thereof; FIG. 5 is a front elevation view thereof; FIG. 6 is a left side elevation view thereof; and, FIG. 7 is a right side elevation view thereof.

The broken lines are for illustrative purposes only and forms no part of the claimed design.

1 Claim, 1 Drawing Sheet






FIG. 1

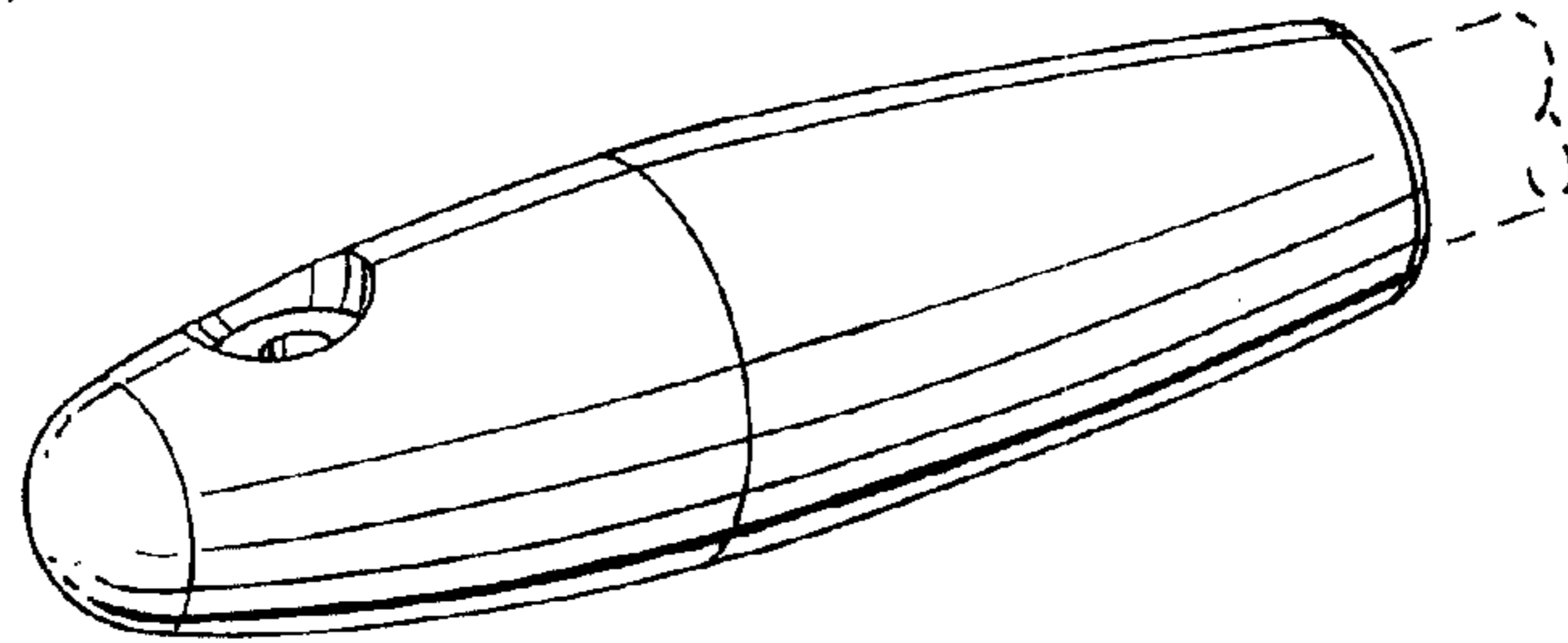


FIG. 2

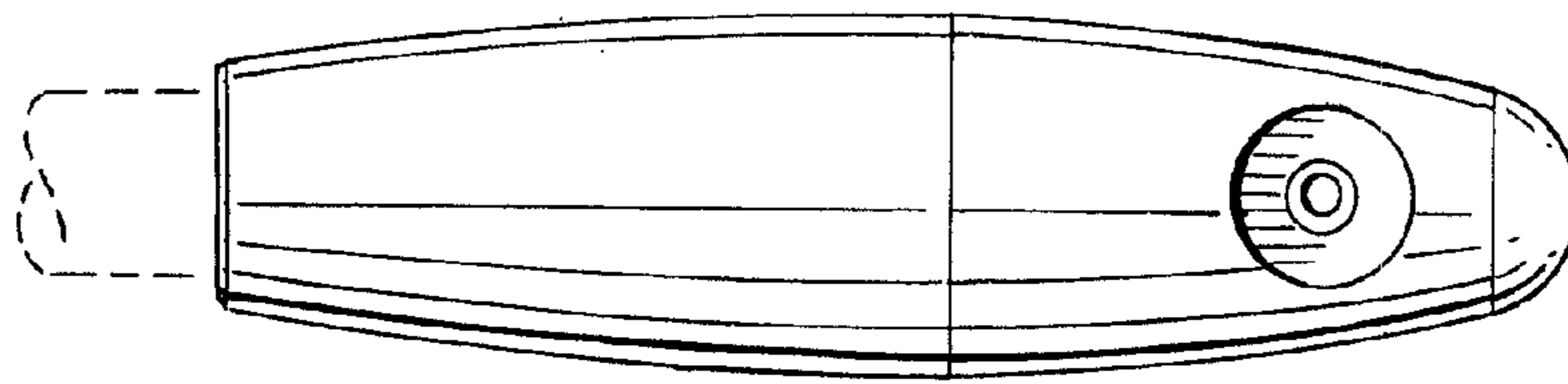


FIG. 3

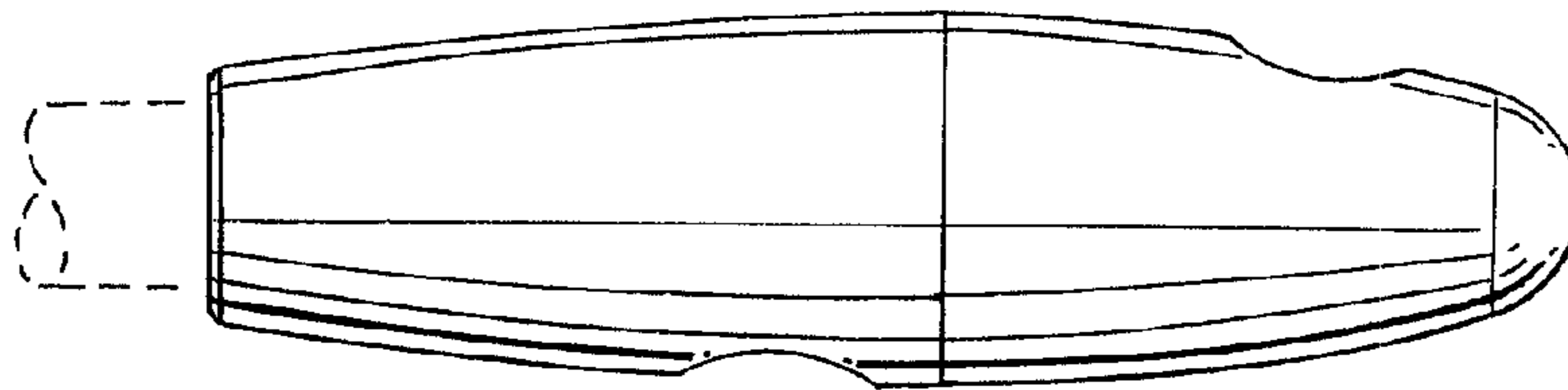


FIG. 4

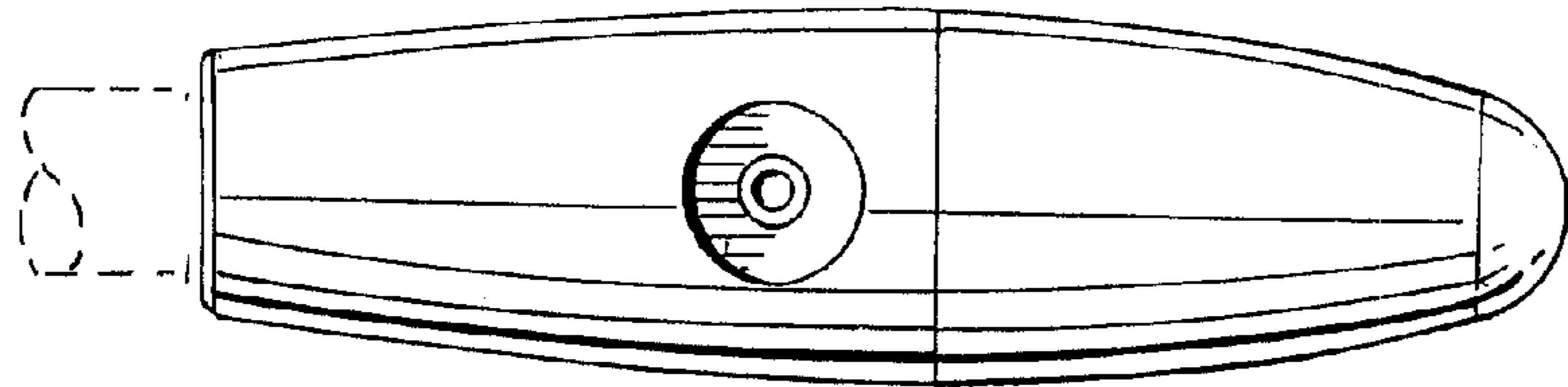


FIG. 5

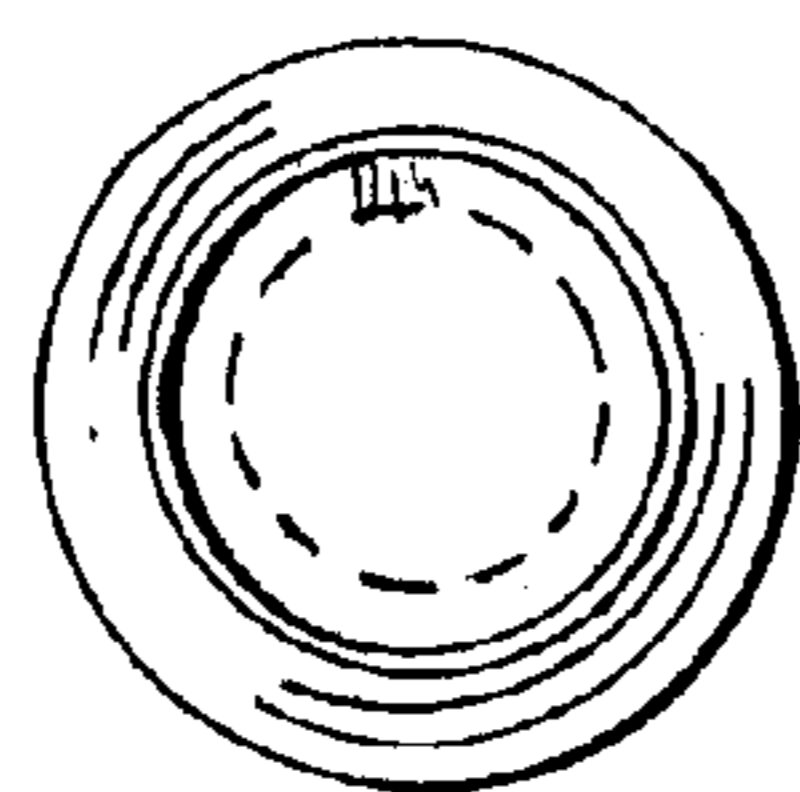


FIG. 6

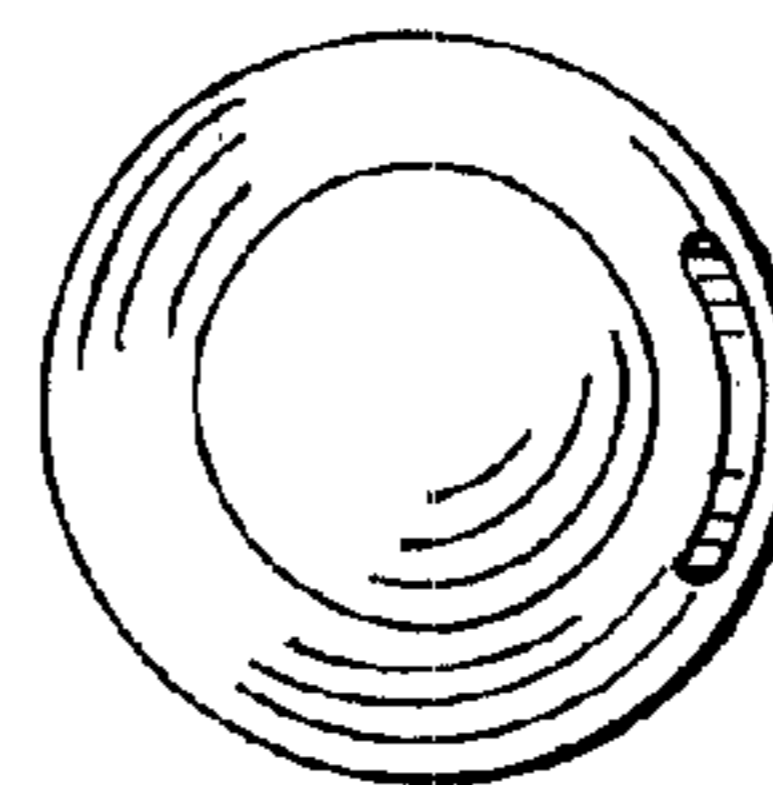


FIG. 7