



US00D533830S

(12) **United States Design Patent**
Miyazaki

(10) **Patent No.:** **US D533,830 S**

(45) **Date of Patent:** **** Dec. 19, 2006**

(54) **AUTOMOBILE TIRE**

(75) Inventor: **Tetsuji Miyazaki**, Osaka (JP)

(73) Assignee: **Toyo Tire & Rubber Co., Ltd**, OSaka (JP)

(**) Term: **14 Years**

(21) Appl. No.: **29/237,341**

(22) Filed: **Aug. 30, 2005**

(51) **LOC (8) Cl.** **12-15**

(52) **U.S. Cl.** **D12/605**

(58) **Field of Classification Search** D12/501,
D12/503, 605; 152/209.1, 209.9, 209.16,
152/209.25, 209.27, 523, DIG. 12; 301/37.22;
D7/565, 568, 571, 572, 585

See application file for complete search history.

(56) **References Cited**

U.S. PATENT DOCUMENTS

D139,185 S	*	10/1944	Rudd	D7/585
2,403,309 A	*	7/1946	Smith	152/209.16
D161,395 S	*	12/1950	Spreier	D7/585
D274,422 S	*	6/1984	Wright	D12/580
D386,136 S	*	11/1997	Ratliff, Jr.	D12/605
D398,885 S	*	9/1998	Ratliff, Jr.	D12/503
D415,456 S		10/1999	Yanez		
D420,957 S	*	2/2000	Yanez	D12/605

D436,332 S		1/2001	Yanez		
D488,769 S	*	4/2004	Guidry	D12/605
D497,593 S	*	10/2004	Ratliff et al.	D12/605
D500,286 S	*	12/2004	Leynaert et al.	D12/582
D516,016 S	*	2/2006	Miyazaki et al.	D12/605
D517,004 S	*	3/2006	Miyazaki et al.	D12/605
D521,444 S	*	5/2006	Miyazaki et al.	D12/605

* cited by examiner

Primary Examiner—Robert M. Spear

(74) *Attorney, Agent, or Firm*—Jordan and Hamburg LLP

(57) **CLAIM**

The ornamental design for an automobile tire, including the peripheral boundaries of the claimed surfaces, as shown and described.

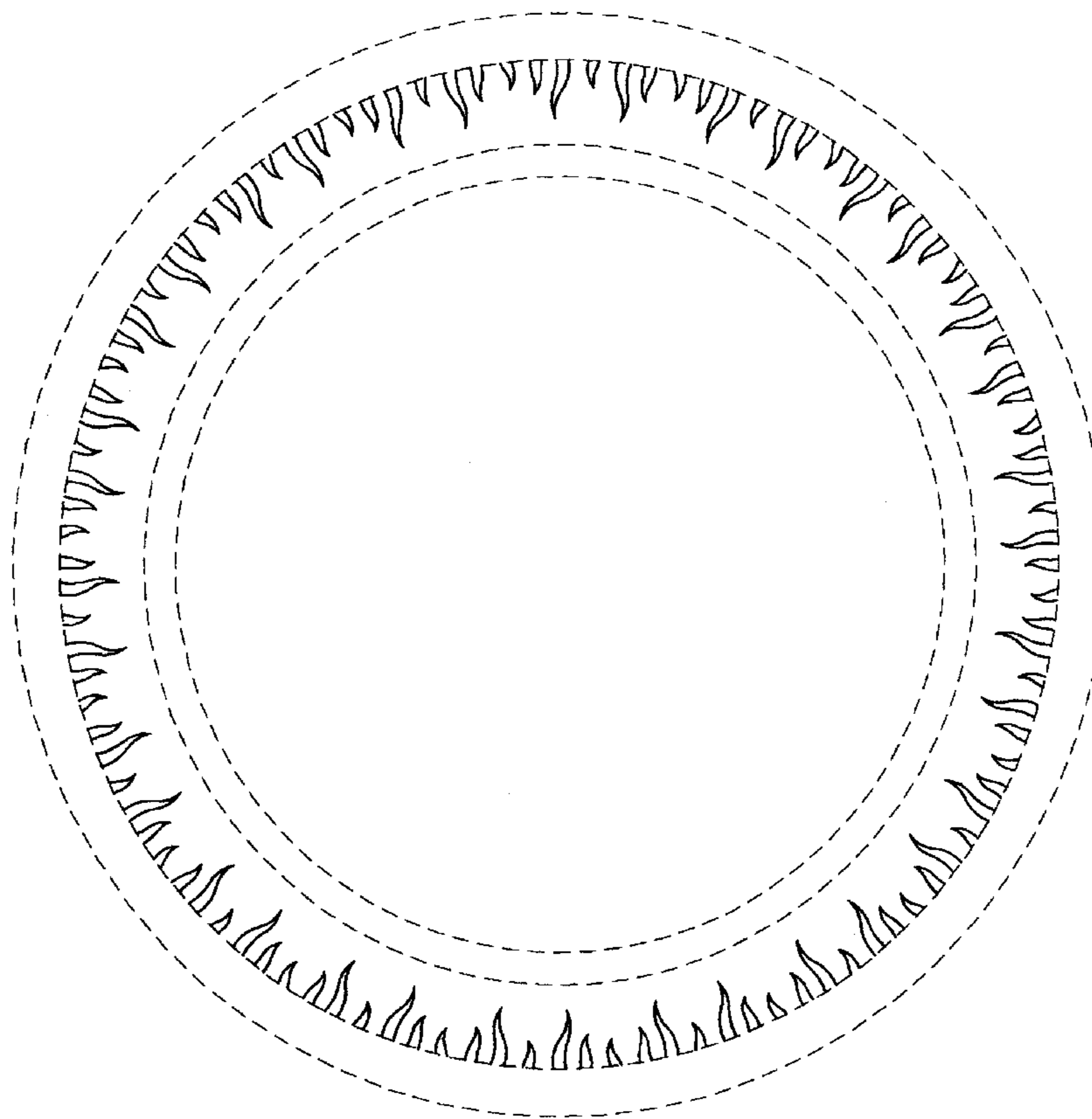
DESCRIPTION

FIG. 1 is a front view of the automobile tire of the invention; FIG. 2 is a rear view thereof; FIG. 3 is a left-side view thereof; FIG. 4 is a right-side view thereof; FIG. 5 is an enlarged fragmentary right-side view thereof; and,

FIG. 6 is an enlarged end elevational view of the section 6 in FIG. 5, taken along the line 6A–6B in FIG. 5.

The broken line showing of portions of the automobile tire is for illustrative purposes and forms no part of the claimed design.

1 Claim, 6 Drawing Sheets






FIG.1




FIG.2

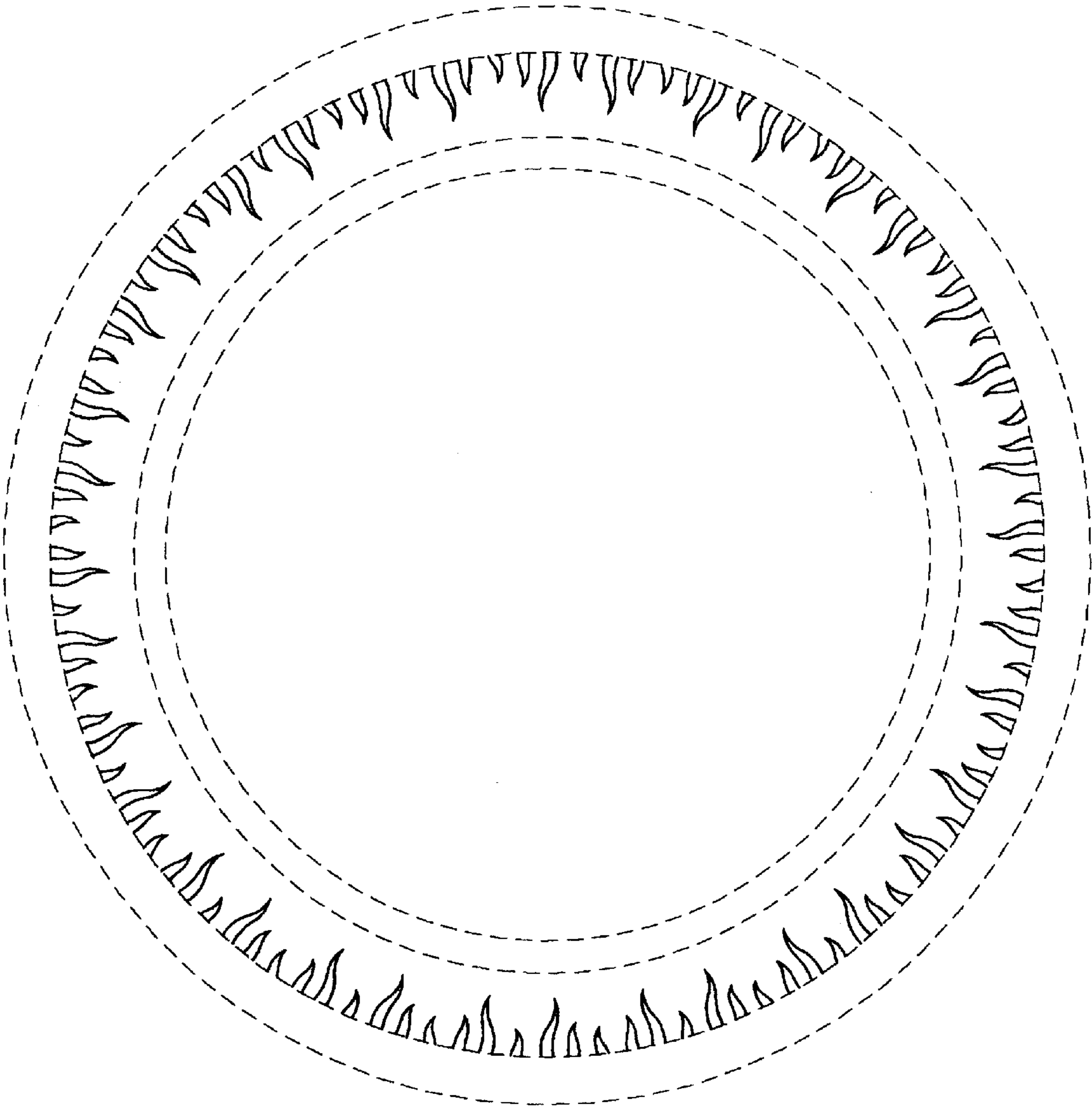


FIG.3

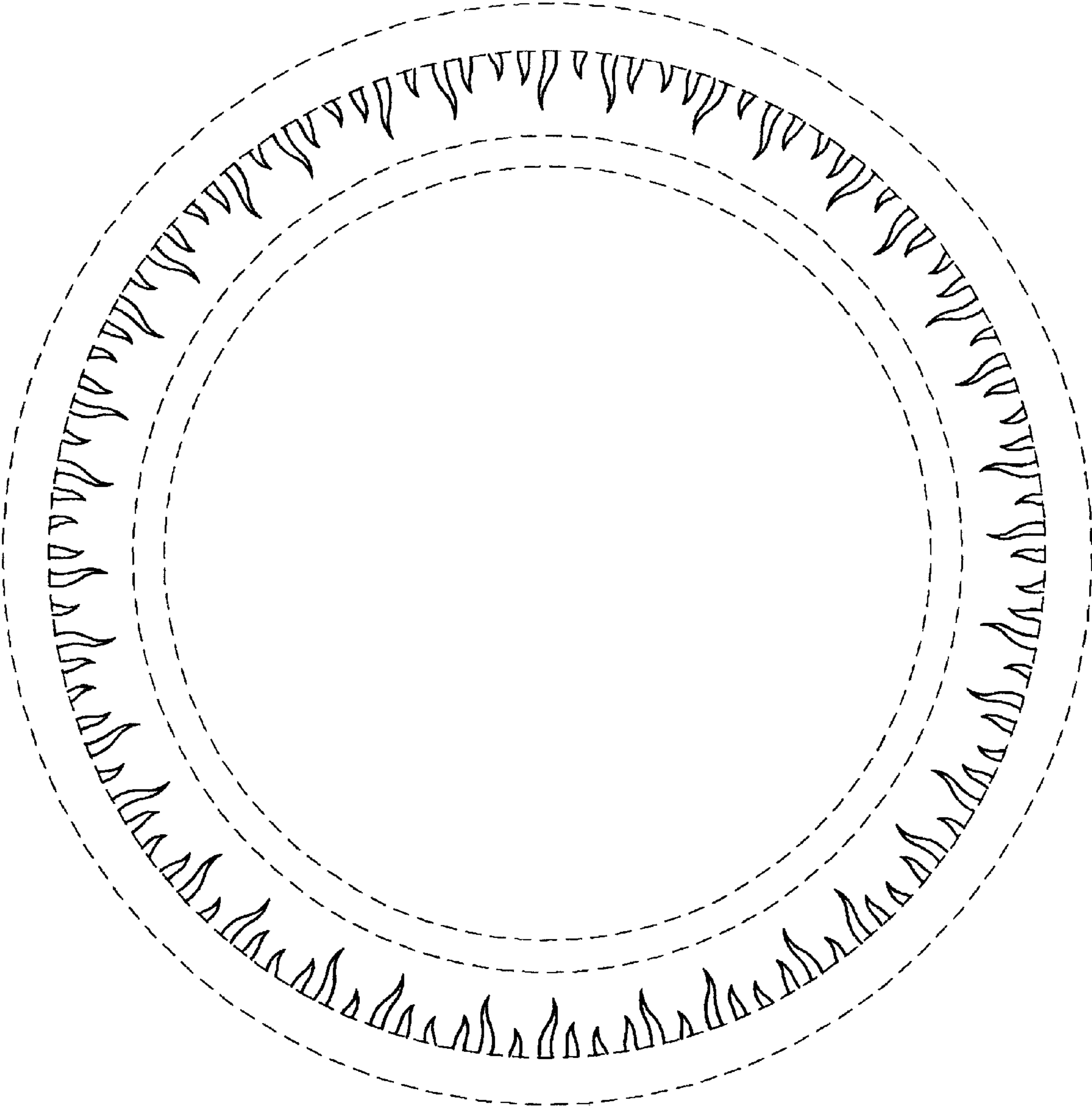


FIG.4

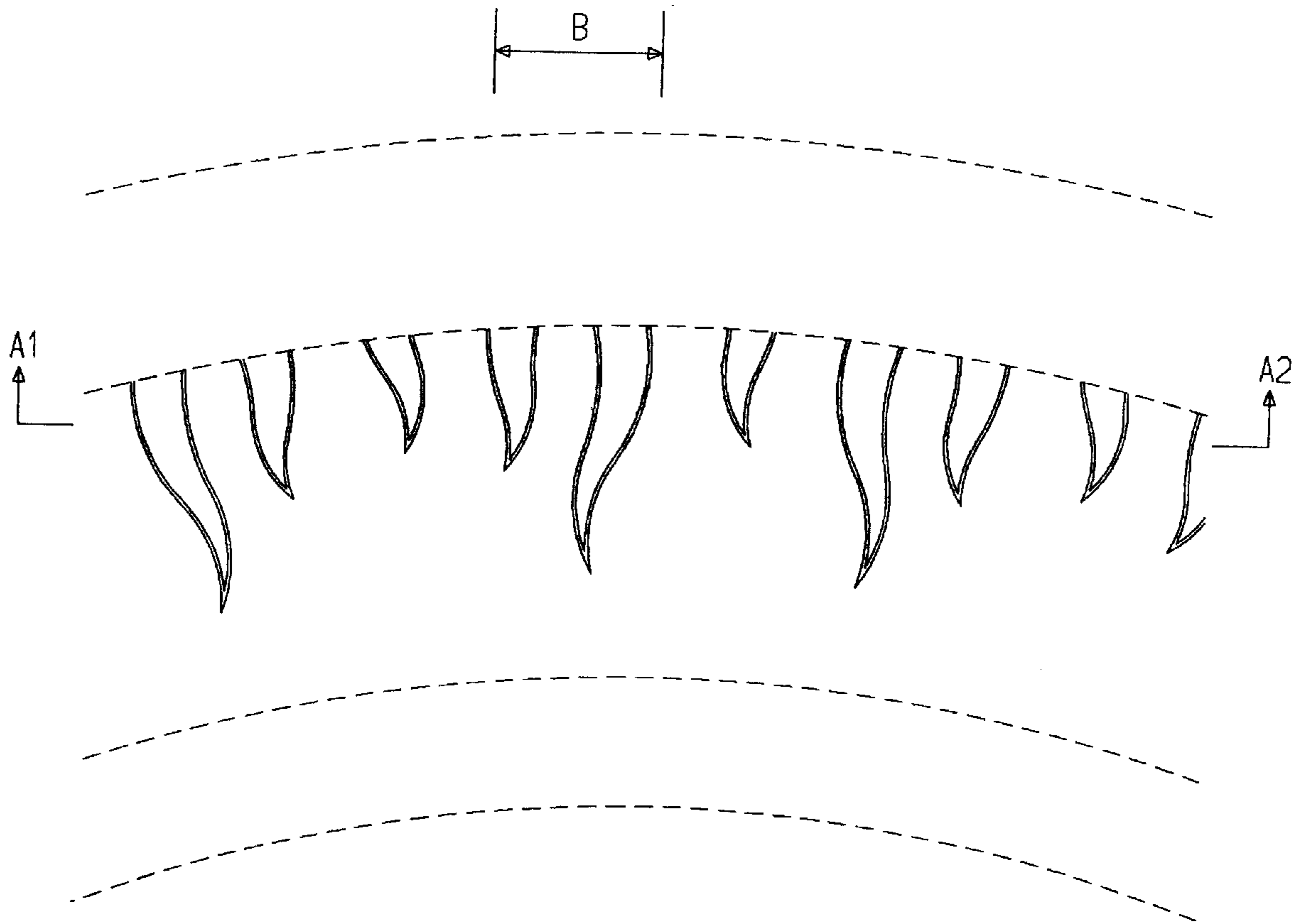


FIG.5

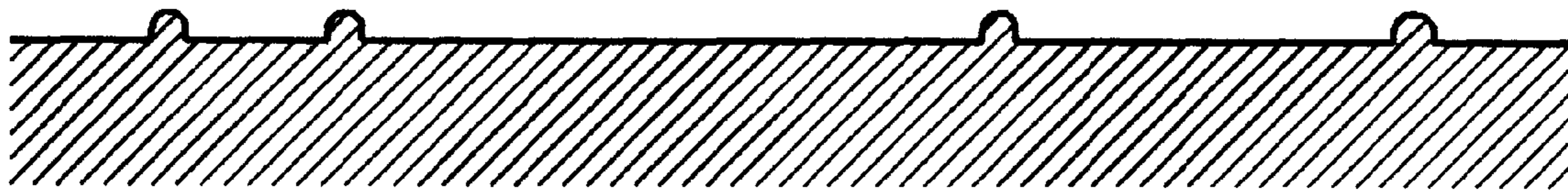


FIG.6