



US00D533824S

(12) **United States Design Patent**
Martin

(10) **Patent No.:** **US D533,824 S**

(45) **Date of Patent:** **** Dec. 19, 2006**

(54) **VEHICLE WHEEL**

(75) Inventor: **Jeffrey L. Martin**, Duncanville, TX
(US)

(73) Assignee: **PT Prima Alloy Steel Universal**,
Sidoarjo (ID)

(**) Term: **14 Years**

(21) Appl. No.: **29/259,517**

(22) Filed: **May 10, 2006**

(51) **LOC (8) Cl.** **12-16**

(52) **U.S. Cl.** **D12/209**

(58) **Field of Classification Search** D12/204-213;
301/37.101, 64.101, 65
See application file for complete search history.

(56) **References Cited**

U.S. PATENT DOCUMENTS

D448,336 S	*	9/2001	Mendez	D12/209
D455,385 S	*	4/2002	Chung	D12/209
D455,700 S	*	4/2002	Foose	D12/209
D464,598 S	*	10/2002	Singer	D12/209

D466,465 S	*	12/2002	Kim	D12/209
D471,499 S	*	3/2003	Cahyono	D12/209
D489,667 S	*	5/2004	Kaucher	D12/209
D495,288 S	*	8/2004	Walbey, Jr.	D12/209
D496,317 S	*	9/2004	Kataoka	D12/209
D497,134 S	*	10/2004	Anderson et al.	D12/209
D505,905 S	*	6/2005	Walbey, Jr.	D12/209

* cited by examiner

Primary Examiner—Stacia Cadmus

(74) *Attorney, Agent, or Firm*—Fulwider Patton LLP

(57) **CLAIM**

The ornamental design for a “vehicle wheel,” as shown and described.

DESCRIPTION


FIG. 1 is a perspective view of the vehicle wheel showing my new design;

FIG. 2 is a front elevational view thereof; and,

FIG. 3 is a cross-sectional view taken along the lines of 3—3 of FIG. 2.

The broken line showing of environment is for illustrative purposes only and forms no part of the claimed design.

1 Claim, 3 Drawing Sheets



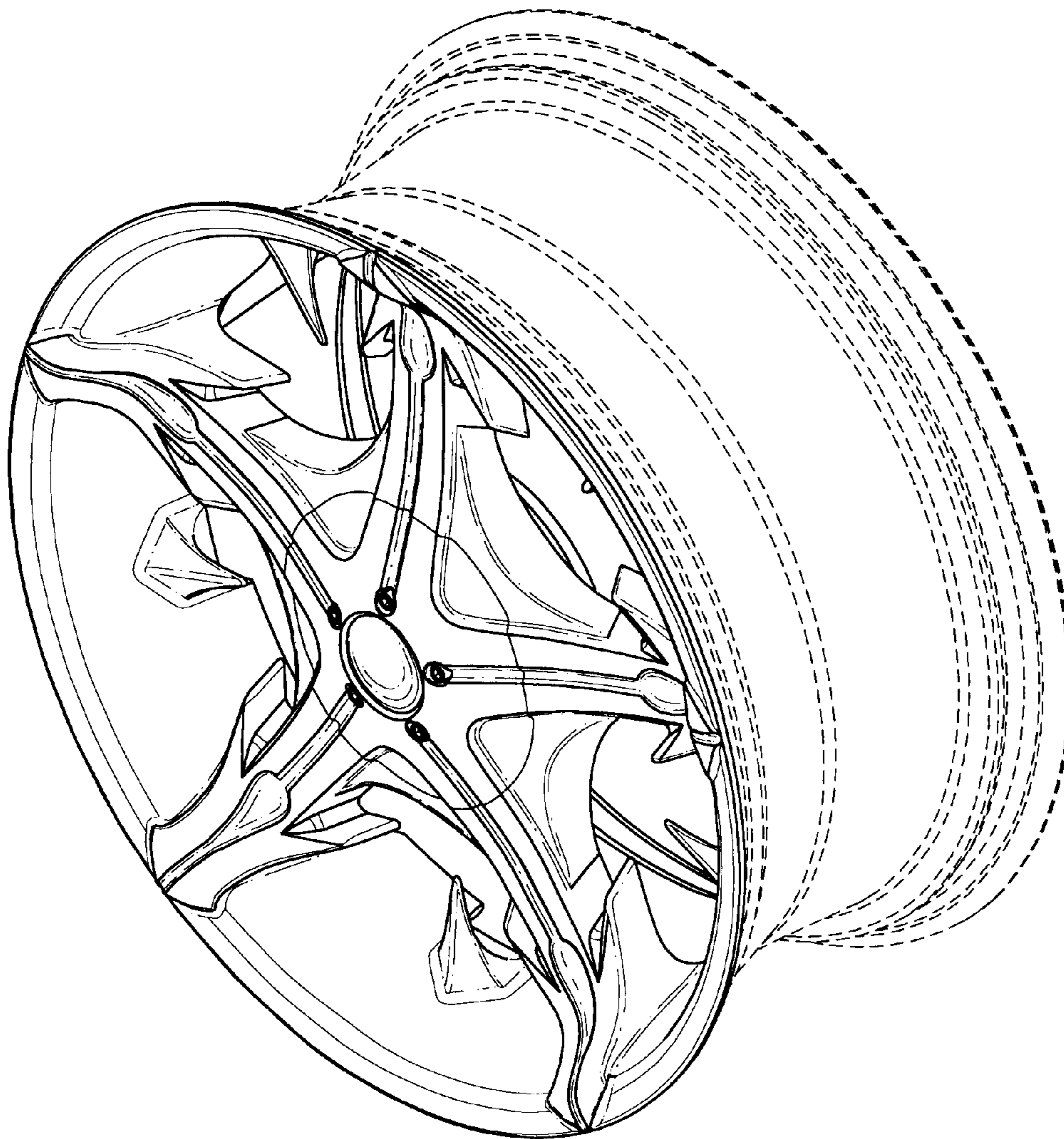


FIG. 1




FIG. 2

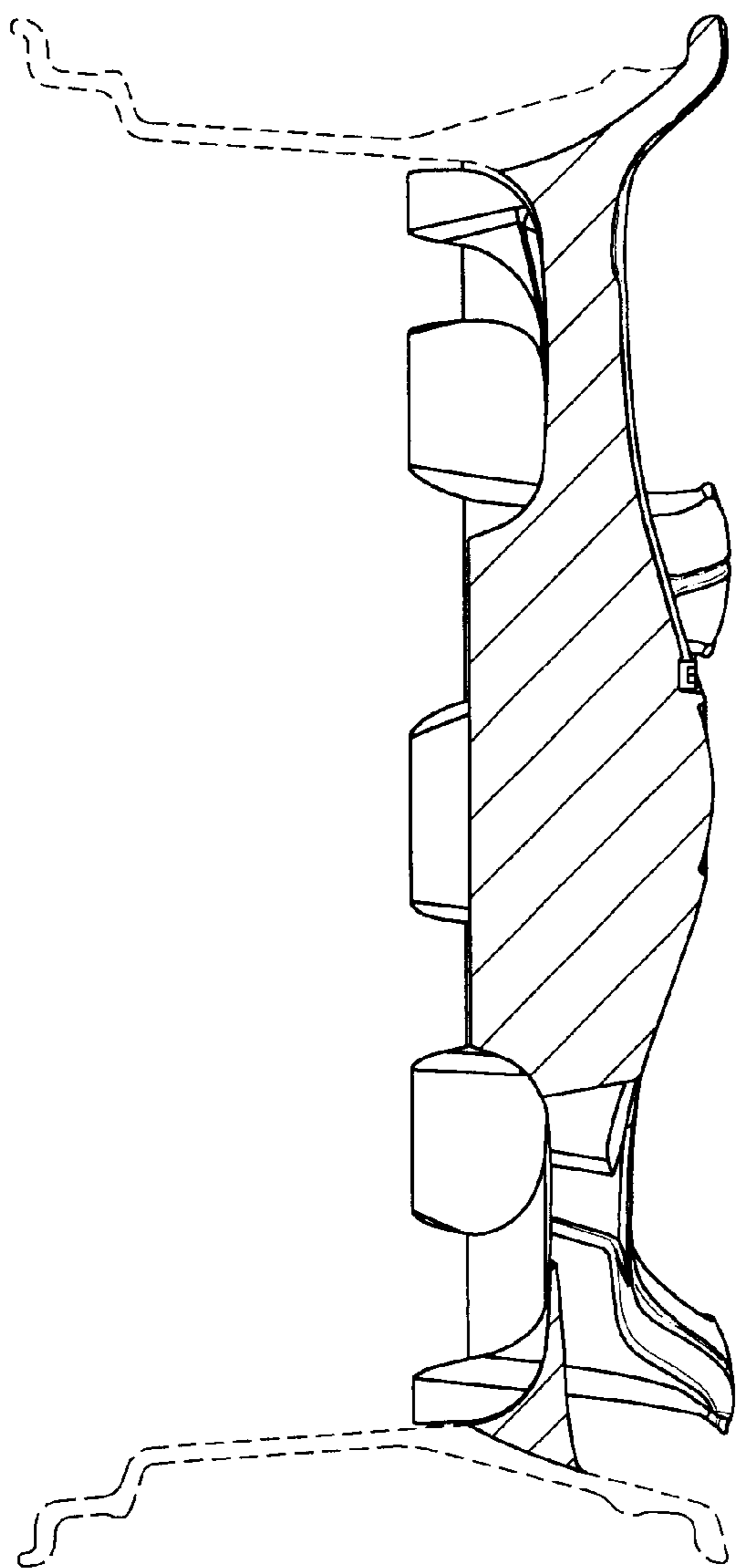


FIG. 3