



US00D533822S

(12) **United States Design Patent**
Looho

(10) **Patent No.:** **US D533,822 S**

(45) **Date of Patent:** **** Dec. 19, 2006**

(54) **VEHICLE WHEEL**

(75) Inventor: **Justinus Looho**, Surabaya (ID)

(73) Assignee: **PT Prima Alloy Steel Universal**,
Sidoarjo (ID)

(**) Term: **14 Years**

(21) Appl. No.: **29/241,688**

(22) Filed: **Oct. 31, 2005**

(51) **LOC (8) Cl.** **12-16**

(52) **U.S. Cl.** **D12/209**

(58) **Field of Classification Search** D12/204–213;
301/37.101, 64.101, 65

See application file for complete search history.

(56) **References Cited**

U.S. PATENT DOCUMENTS

D451,462 S	*	12/2001	Donikoglu	D12/209
D471,502 S	*	3/2003	McMath	D12/209
D493,403 S	*	7/2004	Kataoka	D12/209
D496,318 S	*	9/2004	Cheng	D12/209
D496,622 S	*	9/2004	Cheng	D12/209

D500,723 S	*	1/2005	Alimchandani	D12/209
D512,359 S	*	12/2005	Ettensberger	D12/209
D514,049 S	*	1/2006	Looho	D12/209
D515,001 S	*	2/2006	Looho	D12/209

* cited by examiner

Primary Examiner—Stacia Cadmus

(74) *Attorney, Agent, or Firm*—Fulwider Patton LLP

(57) **CLAIM**

The ornamental design for a “vehicle wheel,” as shown and described.

DESCRIPTION

FIG. 1 is a perspective view of the vehicle wheel showing my new design;


FIG. 2 is a front elevational view thereof; and,

FIG. 3 is a cross-sectional view taken along the lines of 3—3 of FIG. 2.

The broken line showing of environment is for illustrative purposes only and forms no part of the claimed design.

The vehicle wheel is shown on an enlarged scale in FIGS. 2–3.

1 Claim, 3 Drawing Sheets



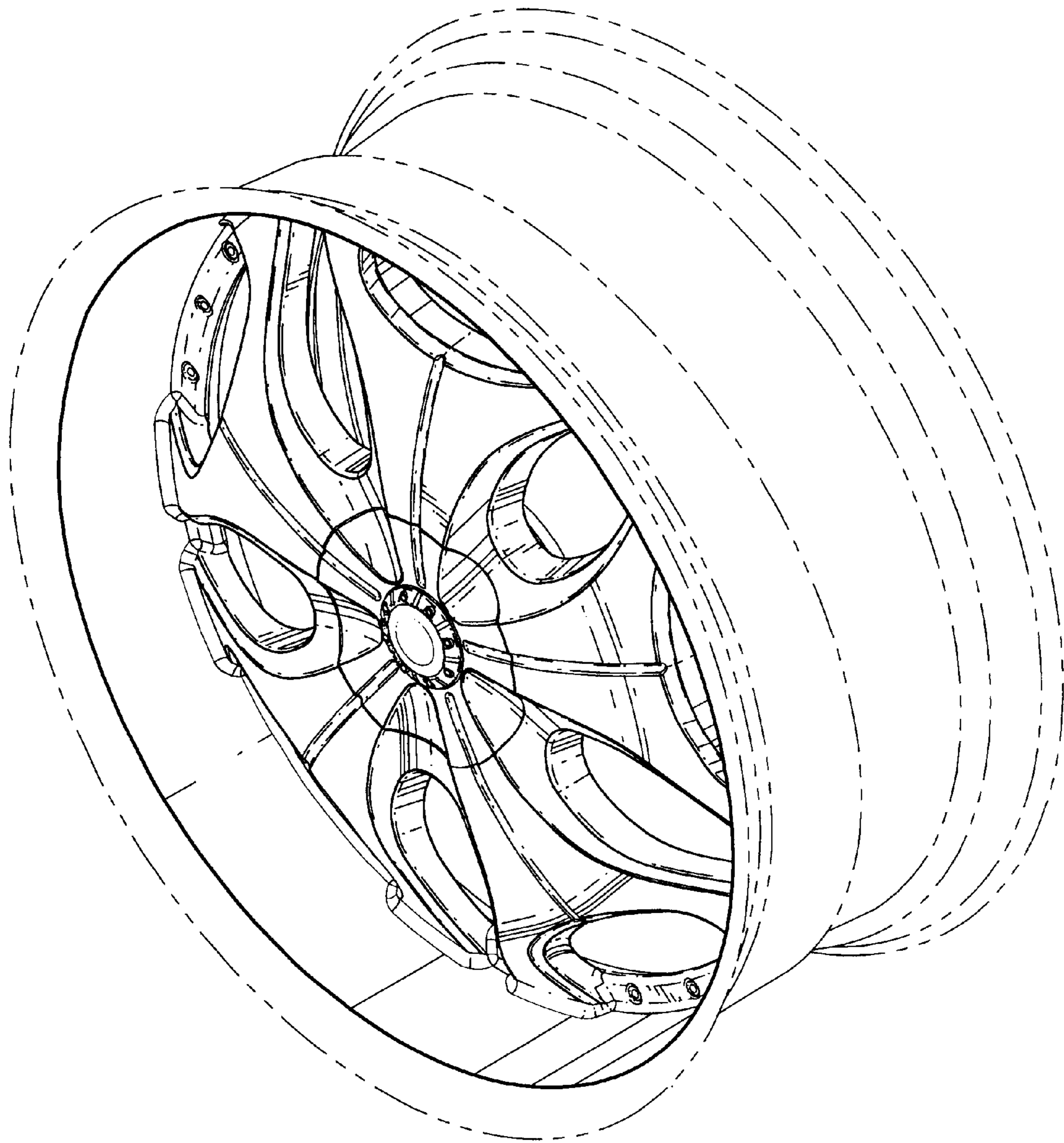


FIG. 1




FIG. 2

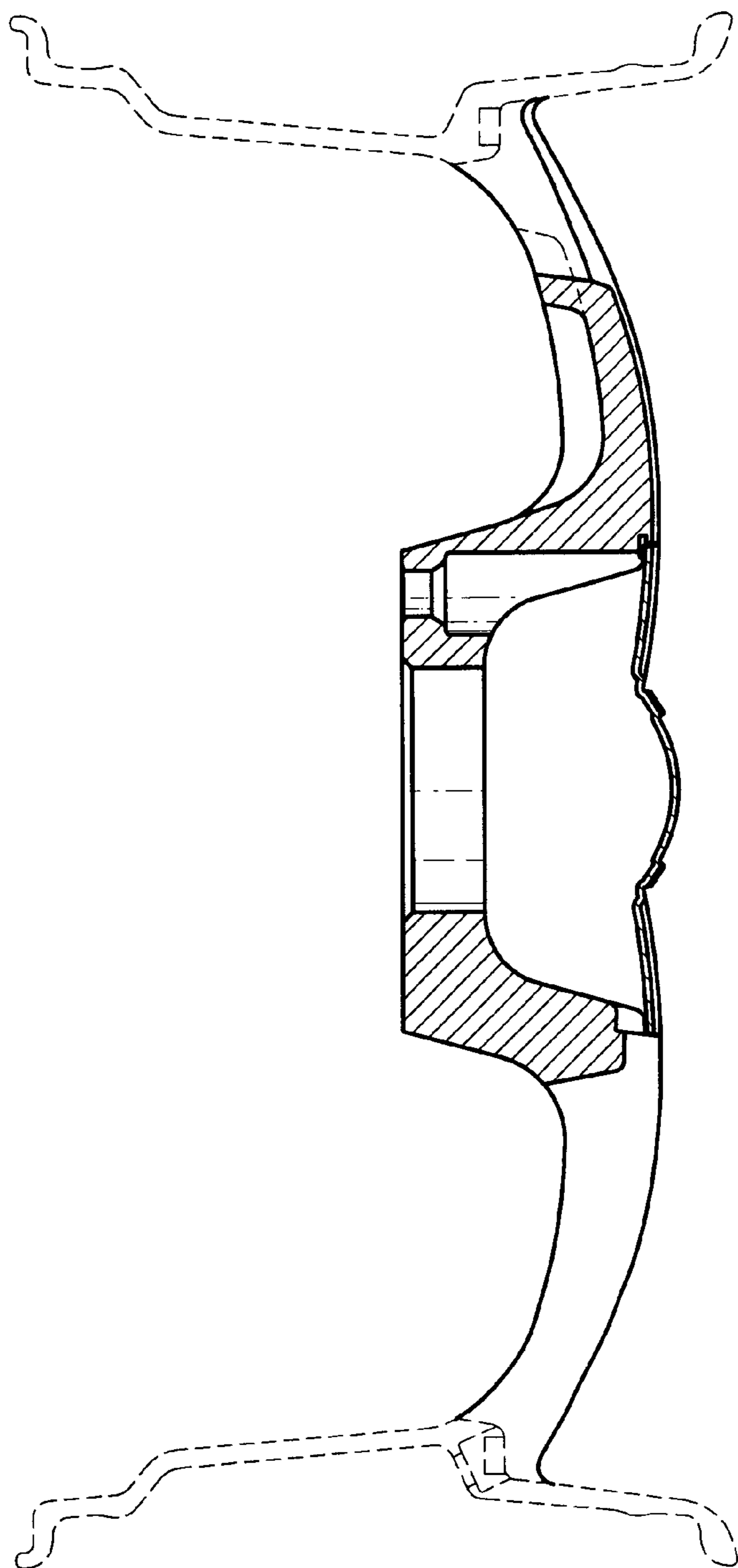


FIG. 3