



US00D533800S

(12) **United States Design Patent**
Bryant

(10) **Patent No.:** **US D533,800 S**

(45) **Date of Patent:** **** Dec. 19, 2006**

(54) **AUDIBLE MESSAGING DEVICE FOR ENCOURAGING A PATRON TO EMPLOY PROPER HYGIENE HABITS**

(76) Inventor: **John W. Bryant**, 18705 Avon, Detroit, MI (US) 48219

(**) Term: **14 Years**

(21) Appl. No.: **29/219,548**

(22) Filed: **Dec. 20, 2004**

(51) **LOC (8) Cl.** **10-05**

(52) **U.S. Cl.** **D10/116; D14/159**

(58) **Field of Classification Search** D14/358, D14/299, 248, 240, 218, 191, 159, 188, 162, D14/155, 137, 257, 226; D13/168, 110, 144; D10/105, 121, 104, 106; 439/668; 455/353, 455/351; 340/541, 540

See application file for complete search history.

(56) **References Cited**

U.S. PATENT DOCUMENTS

D272,993 S	*	3/1984	Chan	D10/106
D278,901 S	*	5/1985	Murphy	D14/214
D281,401 S	*	11/1985	Perrins	D10/75
D308,646 S	*	6/1990	Grilk	D10/81
D345,314 S	*	3/1994	Chandra	D10/106
D368,038 S	*	3/1996	Velazquez	D10/47
D386,100 S	*	11/1997	Thibault	D10/106
D394,656 S	*	5/1998	Kato et al.	D14/159

D395,836 S	*	7/1998	Morelli, Jr.	D10/106
5,810,201 A		9/1998	Besse et al.		
D409,512 S		5/1999	Whitney, Sr. et al.		
5,952,924 A		9/1999	Evans et al.		
D427,099 S	*	6/2000	Hunter	D10/104
6,236,317 B1		5/2001	Cohen et al.		
6,426,701 B1		7/2002	Levy et al.		
6,578,728 B1		6/2003	Weigen		
D476,977 S	*	7/2003	Gao et al.	D14/240
D515,447 S	*	2/2006	Gilliam	D10/106
D521,980 S	*	5/2006	Yao	D14/214

* cited by examiner

Primary Examiner—Cathron C. Brooks

Assistant Examiner—Austin Murphy

(57) **CLAIM**

The ornamental design for a audible messaging device for encouraging a patron to employ proper hygiene habits, as shown and described.

DESCRIPTION

FIG. 1 is a front elevational view of a audible messaging device for encouraging a patron to employ proper hygiene habits showing my new design;

FIG. 2 is a rear elevational view thereof;


FIG. 3 is a right side elevational view thereof;

FIG. 4 is a left side elevational view thereof;

FIG. 5 is a top plan view thereof; and,

FIG. 6 is a perspective view thereof.

1 Claim, 5 Drawing Sheets






FIG. 1




FIG.2

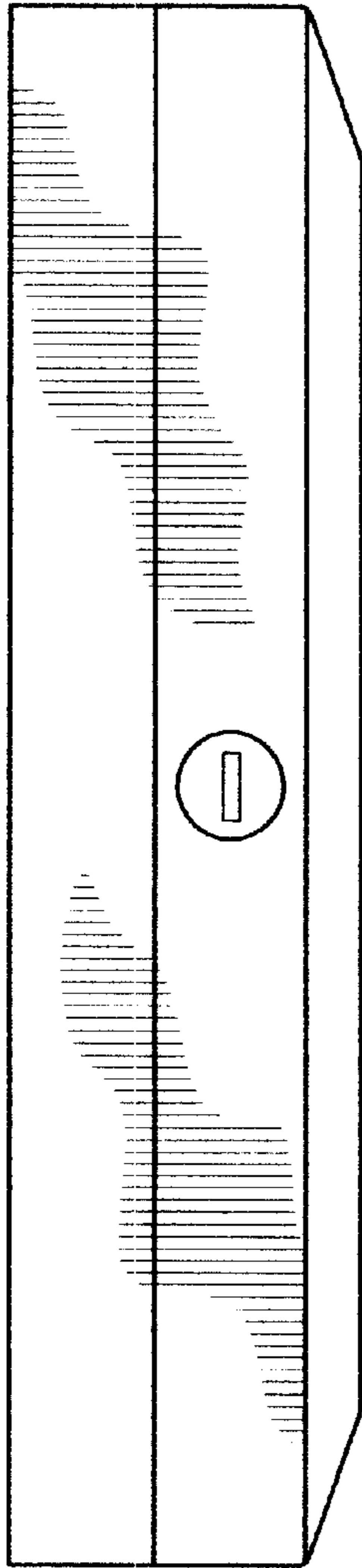


FIG.3

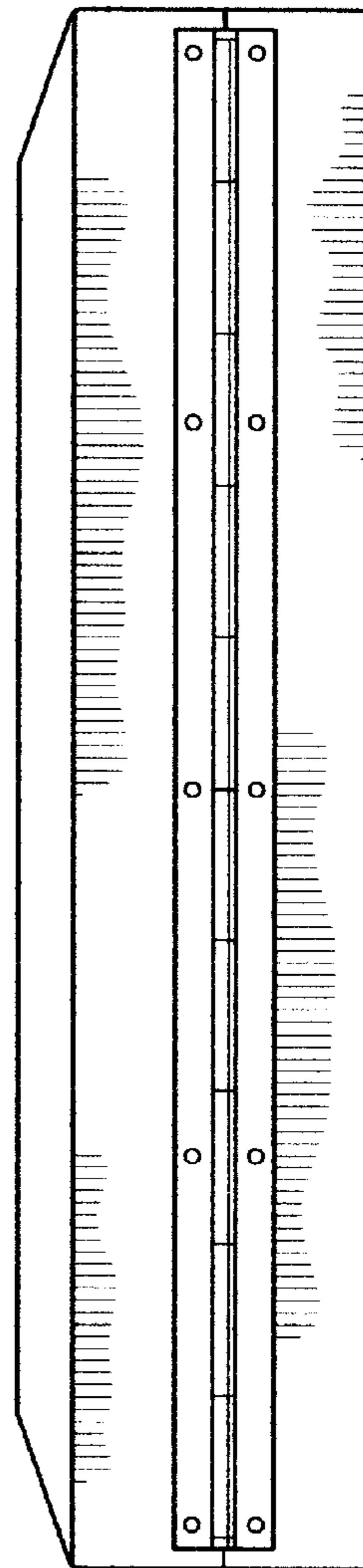


FIG.4




FIG.5




FIG.6