



US00D533791S

(12) **United States Design Patent**
Arabo

(10) **Patent No.:** **US D533,791 S**

(45) **Date of Patent:** **** Dec. 19, 2006**

(54) **WATCH**

(75) **Inventor:** **Jacob Arabo**, New York, NY (US)

(73) **Assignee:** **Jacob & Company Watches, Inc.**,
New York, NY (US)

(**) **Term:** **14 Years**

(21) **Appl. No.:** **29/230,341**

(22) **Filed:** **May 19, 2005**

(51) **LOC (8) Cl.** **10-02**

(52) **U.S. Cl.** **D10/38**

(58) **Field of Classification Search** D10/30-39,
D10/123-126; 368/276-278, 281-283, 285,
368/21, 28-30, 223, 228, 232, 80, 239-242,
368/82-84

See application file for complete search history.

(56) **References Cited**

U.S. PATENT DOCUMENTS

| | | | | | | |
|-----------|---|---|---------|----------------|-------|---------|
| D42,449 | S | * | 4/1912 | Wittnauer | | D10/38 |
| 1,454,322 | A | * | 5/1923 | Loeb | | 368/277 |
| 1,980,207 | A | * | 11/1934 | Kehl | | 206/301 |
| 2,177,234 | A | * | 10/1939 | Walser | | 368/77 |
| D311,693 | S | * | 10/1990 | Woomer | | D10/39 |
| D317,873 | S | * | 7/1991 | Woomer | | D10/39 |
| D317,874 | S | * | 7/1991 | Woomer | | D10/39 |
| D449,006 | S | * | 10/2001 | Blauner et al. | | D10/30 |
| D451,821 | S | * | 12/2001 | Matsuda | | D10/30 |

| | | | | | | |
|--------------|----|---|--------|----------|-------|--------|
| D453,690 | S | * | 2/2002 | D'Origny | | D10/39 |
| D517,929 | S | * | 3/2006 | Rabassa | | D10/39 |
| 2003/0151980 | A1 | * | 8/2003 | Farash | | 368/21 |

FOREIGN PATENT DOCUMENTS

| | | | |
|----|-----------|---|---------|
| WO | DM 049360 | * | 10/1999 |
| WO | DM 052467 | * | 2/2000 |

OTHER PUBLICATIONS

Jeweler's Circular Keystone, Sep. 1975, p. 129, Wittnauer Dual Time watch.*

* cited by examiner

Primary Examiner—Lucy Lieberman

(74) *Attorney, Agent, or Firm*—Robert L. Tucker

(57) **CLAIM**

The ornamental design for a watch, as shown and described.

DESCRIPTION

FIG. 1 is a perspective view from the upper right side;

FIG. 2 is a frontal view;

FIG. 3 is a right side view;

FIG. 4 is a left side view;

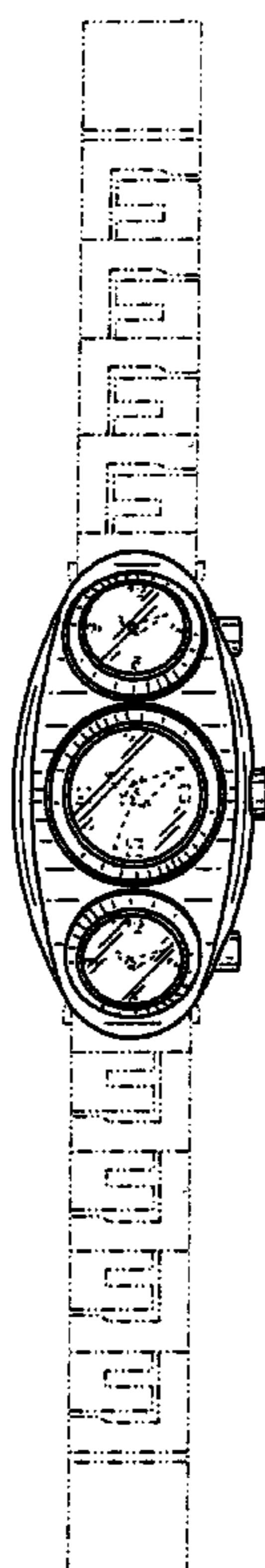
FIG. 5 is a rear view;

FIG. 6 is a top plan view; and,

FIG. 7 is a bottom plan view.

The broken lines in the drawings are for illustrative purposes only and do not form part of the claimed design.

1 Claim, 2 Drawing Sheets



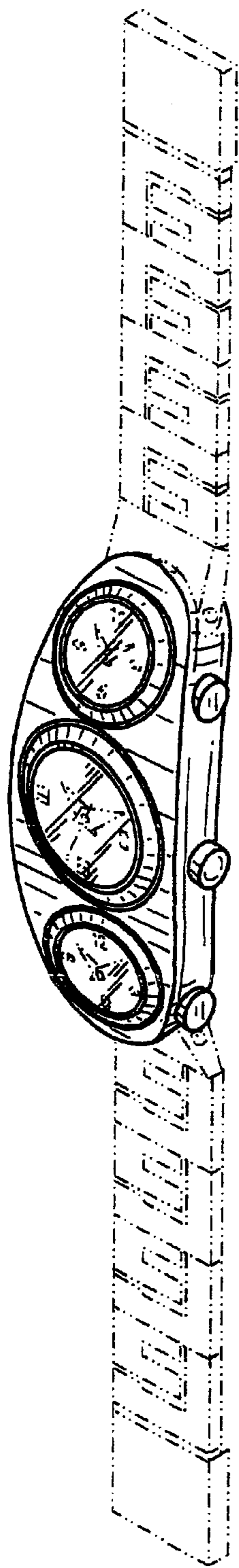


FIG. 1

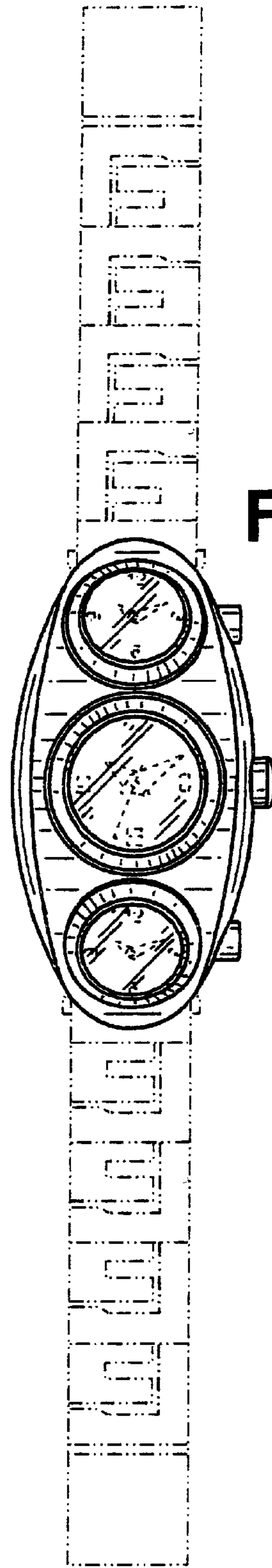


FIG. 2

FIG. 3

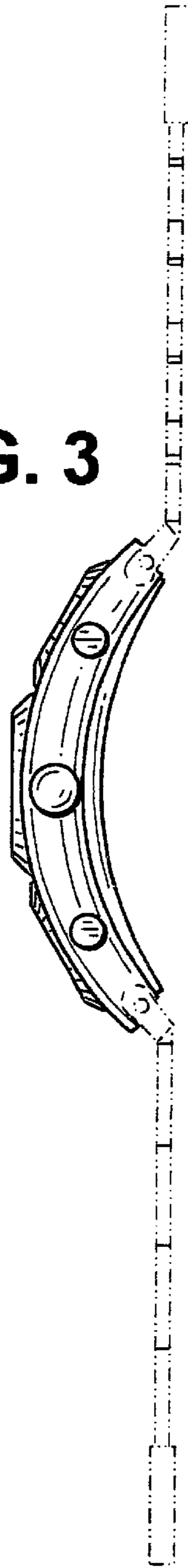


FIG. 4 FIG. 5

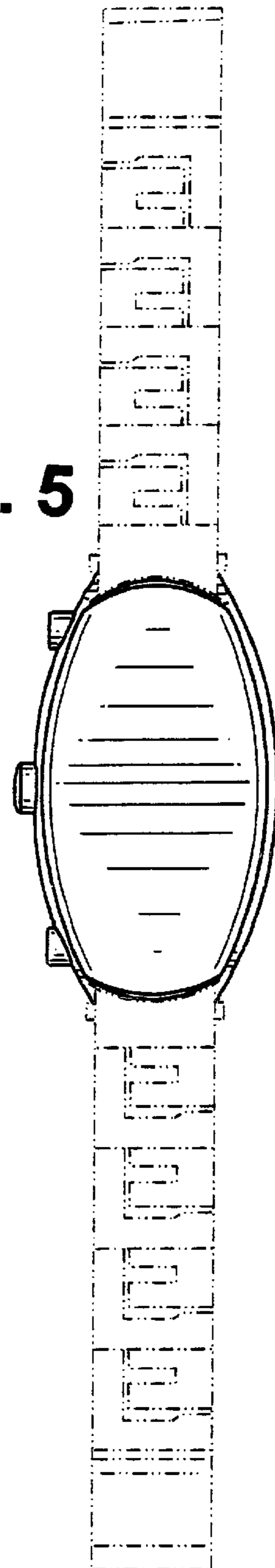
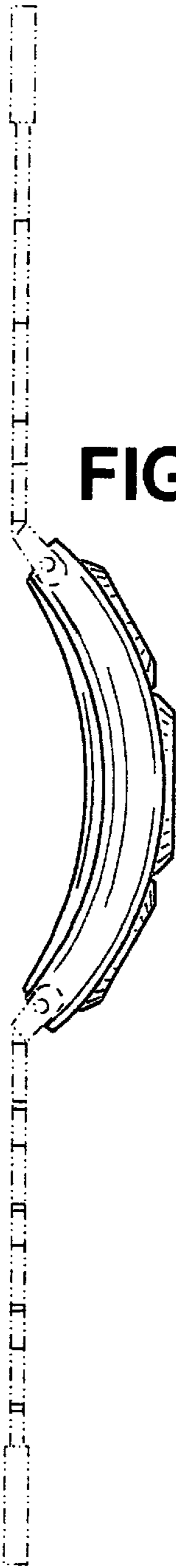


FIG. 6

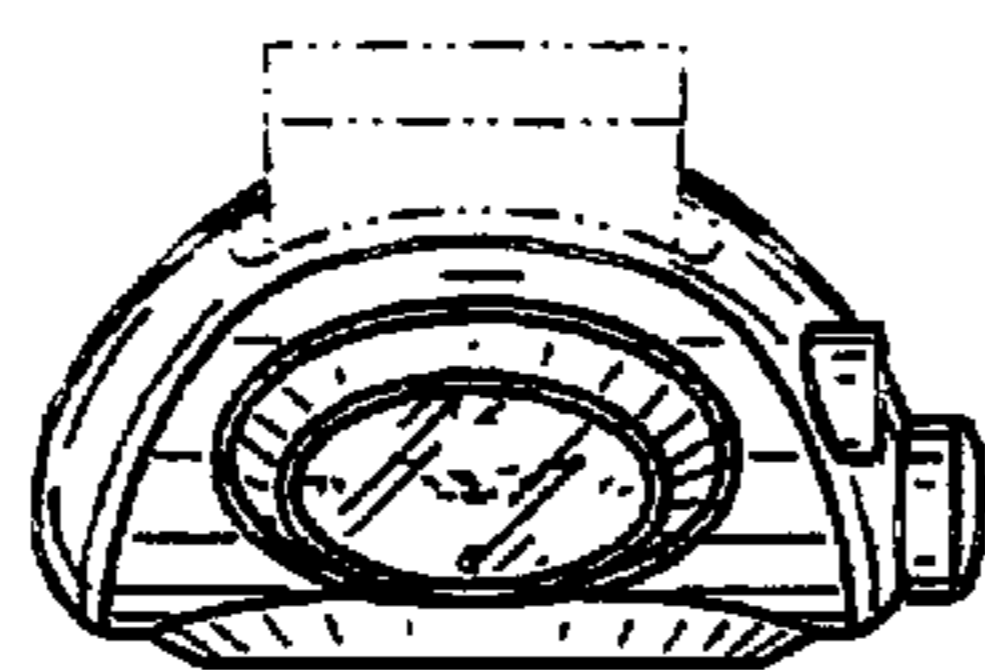


FIG. 7

