



US00D533790S

(12) **United States Design Patent**
Arabo

(10) **Patent No.:** **US D533,790 S**

(45) **Date of Patent:** **** Dec. 19, 2006**

(54) **HEART SHAPED WATCH**

6,322,245 B1 * 11/2001 Cooper 368/276

(75) Inventor: **Jacob Arabo**, New York, NY (US)

OTHER PUBLICATIONS

(73) Assignee: **Jacob & Company Watches, Inc.**,
New York, NY (US)

Hong Kong Enterprise, Jul. 1988, p. 80, item # DTC24,
heart-shaped watch.*

(**) Term: **14 Years**

Vogue, Oct. 1986, p. 86, "Piaget" heart-shaped watch.*

(21) Appl. No.: **29/230,340**

Wristwatches A Connoisseur's Guide, Frank Edwards, copy-
right 1997, Firefly Publishing, p. 152, Yves St. Laurent
heart-shaped watch.*

(22) Filed: **May 19, 2005**

* cited by examiner

(51) **LOC (8) Cl.** **10-02**

Primary Examiner—Lucy Lieberman

(52) **U.S. Cl.** **D10/33**

(74) *Attorney, Agent, or Firm*—Robert L. Tucker

(58) **Field of Classification Search** D10/30–39,
D10/123–126; 368/276–278, 281–283, 285,
368/21, 28–30, 223, 228, 232, 80, 239–242,
368/82–84

(57) **CLAIM**

See application file for complete search history.

The ornamental design for a heart shaped watch, as shown
and described.

DESCRIPTION

(56) **References Cited**

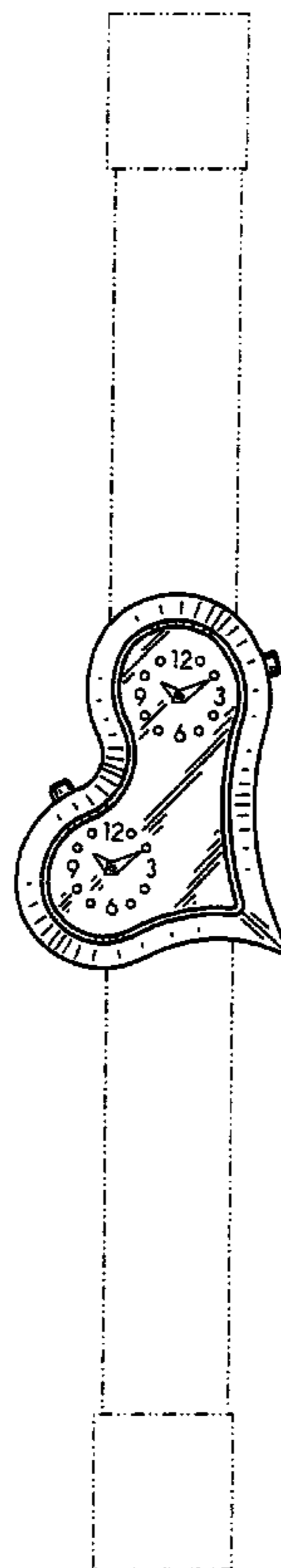
U.S. PATENT DOCUMENTS

D104,043 S	*	4/1937	Ornstein	D10/33
D104,044 S	*	4/1937	Ornstein	D10/33
D107,943 S	*	1/1938	Bloom	D10/33
D110,166 S	*	6/1938	Arzt	D10/33
D211,897 S	*	8/1968	Tokar	D10/31
D312,580 S	*	12/1990	Fong	D10/32
D319,193 S	*	8/1991	Kwun	D10/33
D362,189 S	*	9/1995	Chen	D10/6
D386,426 S	*	11/1997	Gemmell	D10/31

FIG. 1 is a perspective view from the upper left side;
FIG. 2 is a frontal view;
FIG. 3 is a left side view;
FIG. 4 is a right side view;
FIG. 5 is a rear view;
FIG. 6 is a top plan view; and,
FIG. 7 is a bottom plan view.

The broken lines showing a watch band are for illustrative
purposes only and do not form part of the claimed design.

1 Claim, 2 Drawing Sheets



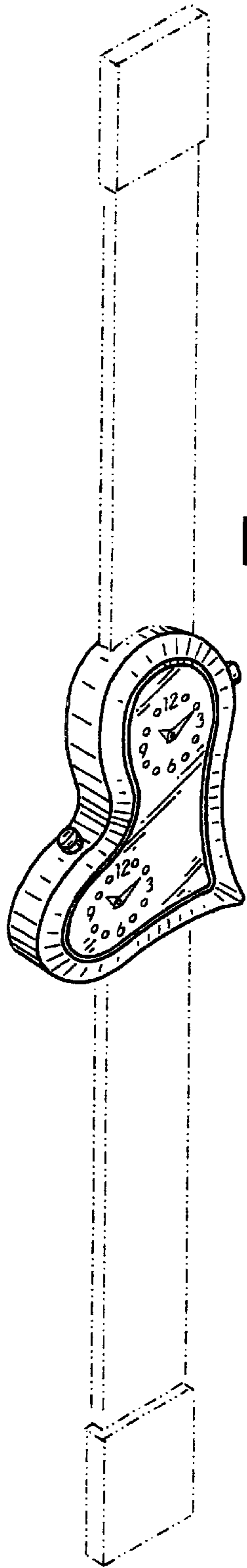


FIG. 1

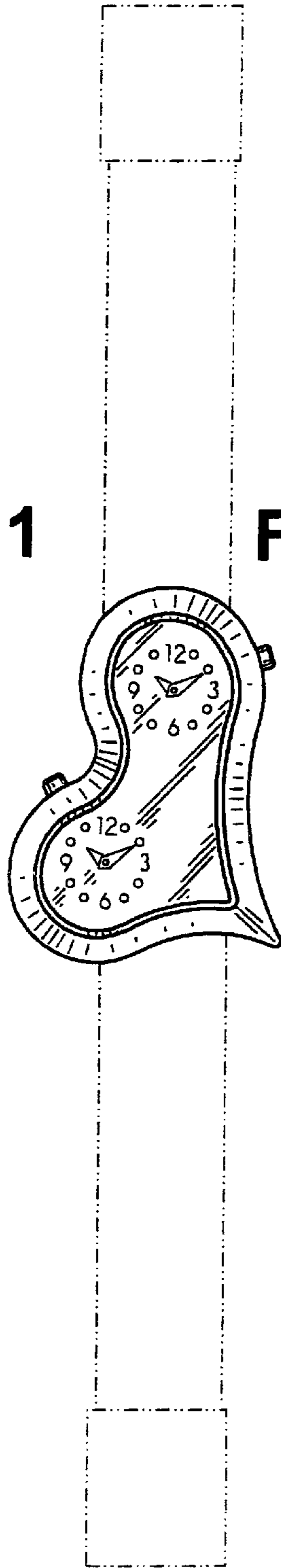


FIG. 2

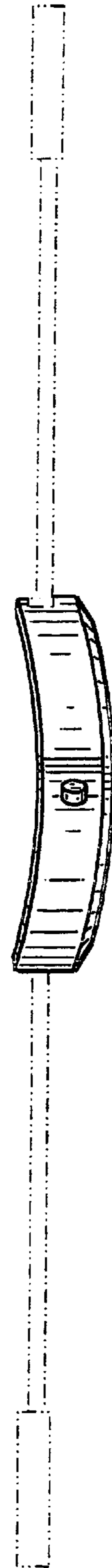


FIG. 3

FIG. 4

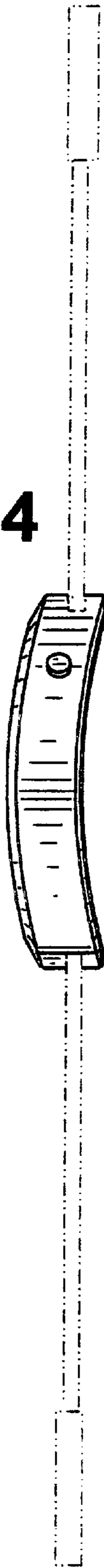


FIG. 5

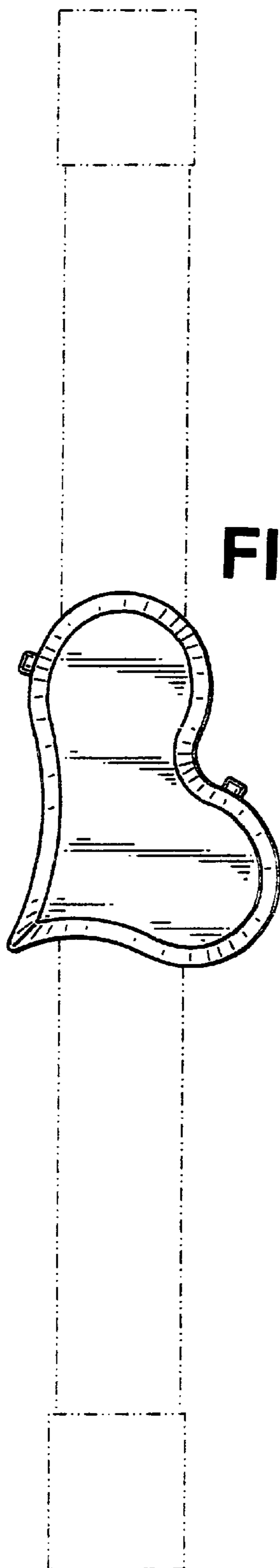


FIG. 6

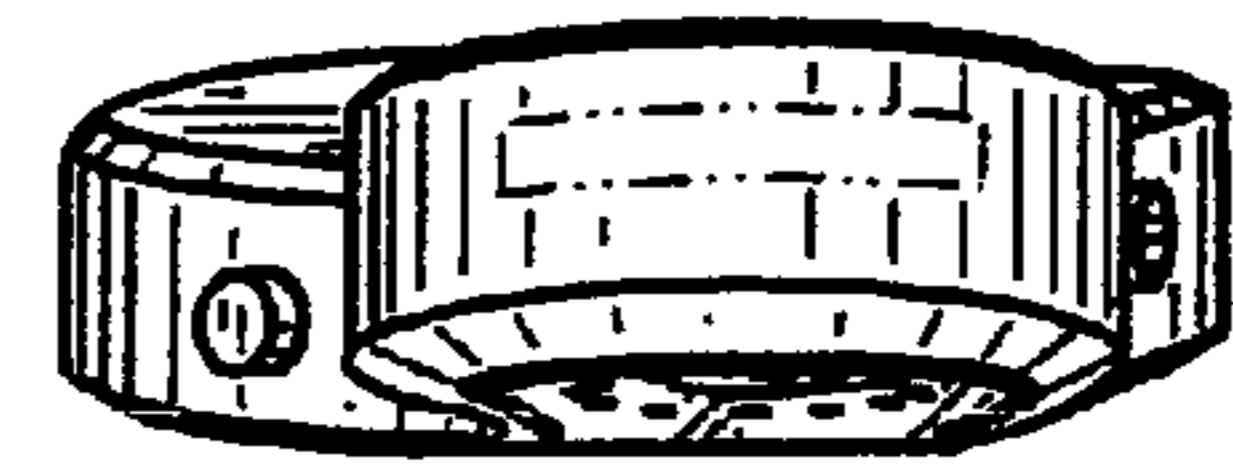


FIG. 7

