

US00D533774S

(12) **United States Design Patent**  
**Harper**

(10) **Patent No.:** **US D533,774 S**

(45) **Date of Patent:** **\*\* Dec. 19, 2006**

(54) **BEVERAGE CAN IDENTIFICATION STRAP**

(76) Inventor: **Marnell A. Harper**, 3269 Hackamore Dr., Hayward, CA (US) 94541

(\*\*) Term: **14 Years**

(21) Appl. No.: **29/234,466**

(22) Filed: **Jul. 20, 2005**

(51) **LOC (8) Cl.** ..... **09-07**

(52) **U.S. Cl.** ..... **D9/434**

(58) **Field of Classification Search** ..... D9/751,  
D9/456, 455, 438, 435, 434, 433, 419, 416;  
D2/627; 221/63; 206/824, 429, 409, 195,  
206/194

See application file for complete search history.

(56) **References Cited**

**U.S. PATENT DOCUMENTS**

2,893,394	A	*	7/1959	Thomsen	.....	606/203
2,924,827	A	*	2/1960	Stollman	.....	2/311
2,997,072	A	*	8/1961	Messer	.....	139/161 S
3,086,529	A	*	4/1963	Munz et al.	.....	606/203
D207,770	S	*	5/1967	Loston	.....	D2/627
3,468,744	A		9/1969	Reinhart		
3,841,648	A	*	10/1974	Meyer	.....	280/814
4,098,935	A		7/1978	Knudsen		
4,759,963	A	*	7/1988	Uso et al.	.....	428/100
4,939,818	A	*	7/1990	Hahn	.....	24/16 R
5,031,282	A	*	7/1991	Denaro	.....	24/16 R
5,358,770	A		10/1994	Evans		
D358,701	S	*	5/1995	Gordy et al.	.....	D2/627
D373,011	S	*	8/1996	Rippel	.....	D2/627
D378,682	S	*	4/1997	Coley et al.	.....	D16/136

D380,587	S	*	7/1997	Ryan et al.	.....	D2/627
D381,046	S	*	7/1997	Hiers et al.	.....	D20/22
D389,287	S	*	1/1998	Vanwinkle	.....	D2/627
5,704,144	A		1/1998	Groth		
5,876,995	A		3/1999	Bryan		
D434,544	S	*	12/2000	Goldman	.....	D2/627
D441,652	S	*	5/2001	Valentine, Jr.	.....	D9/434
6,349,452	B1	*	2/2002	Cisneros	.....	24/306
6,349,493	B1	*	2/2002	Newman et al.	.....	40/633
D459,151	S		6/2002	Skapyak		
6,763,554	B1	*	7/2004	Torrey et al.	.....	24/30.5 P
D505,064	S	*	5/2005	Kampfer	.....	D8/396

\* cited by examiner

*Primary Examiner*—Robert M. Spear  
*Assistant Examiner*—Susan Bennett Hattan

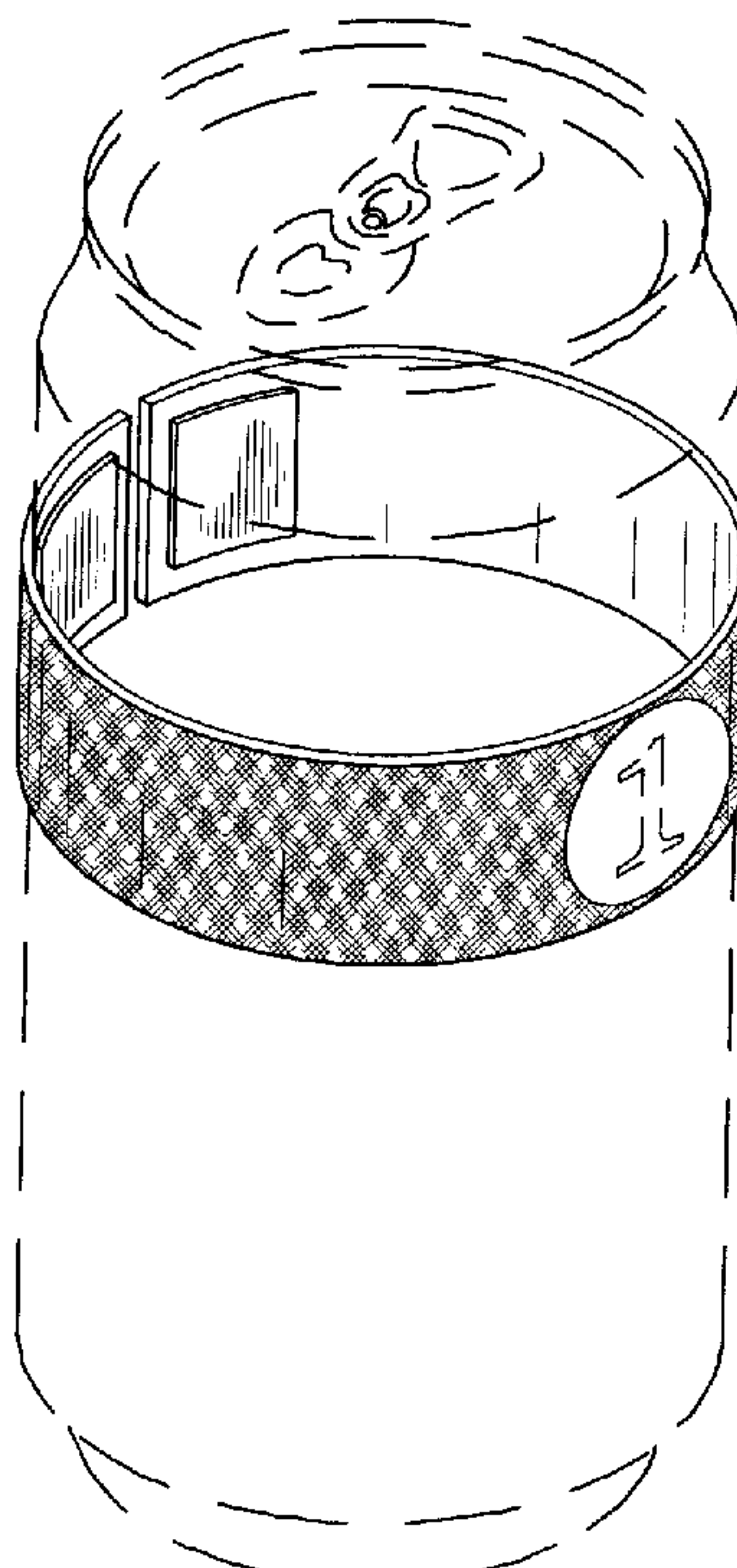
(57) **CLAIM**

The ornamental design for a beverage can identification strap, as shown and described.

**DESCRIPTION**

FIG. 1 is a top plan view of a beverage can identification strap showing my new design;  
FIG. 2 is a bottom plan view thereof;  
FIG. 3 is a side elevational view thereof;  
FIG. 4 is a front elevational view thereof;  
FIG. 5 is a perspective view thereof; and,  
FIG. 6 is a perspective view showing the present invention in a preferred environment.  
The broken lines shown on the figures are for illustrative purposes only and are hereby disclaimed as forming no part of the Applicant's claimed invention.

**1 Claim, 2 Drawing Sheets**



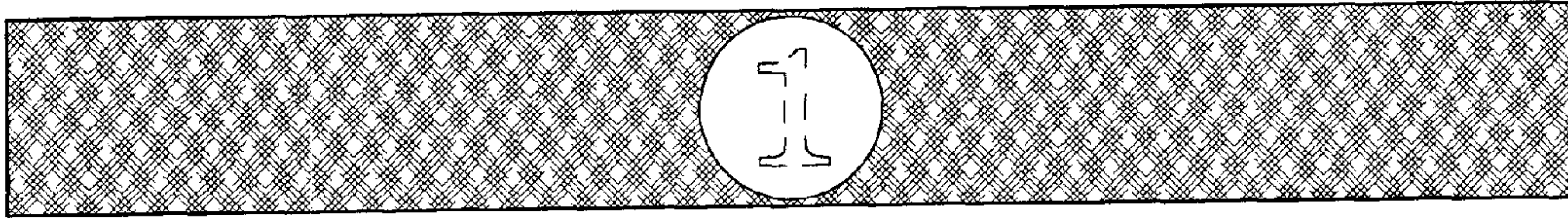


FIG. 1




FIG. 2



FIG. 3




FIG. 4



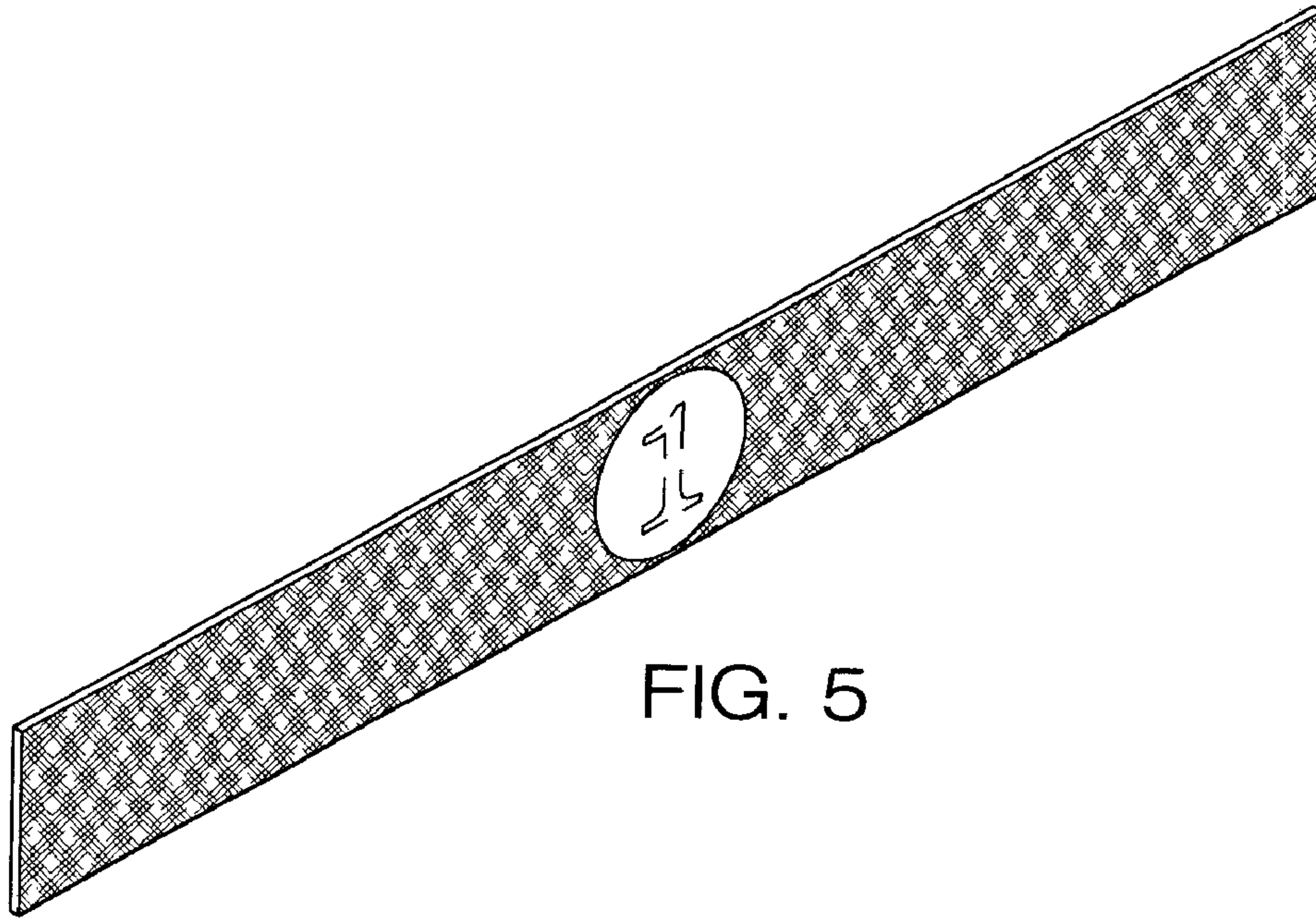


FIG. 5

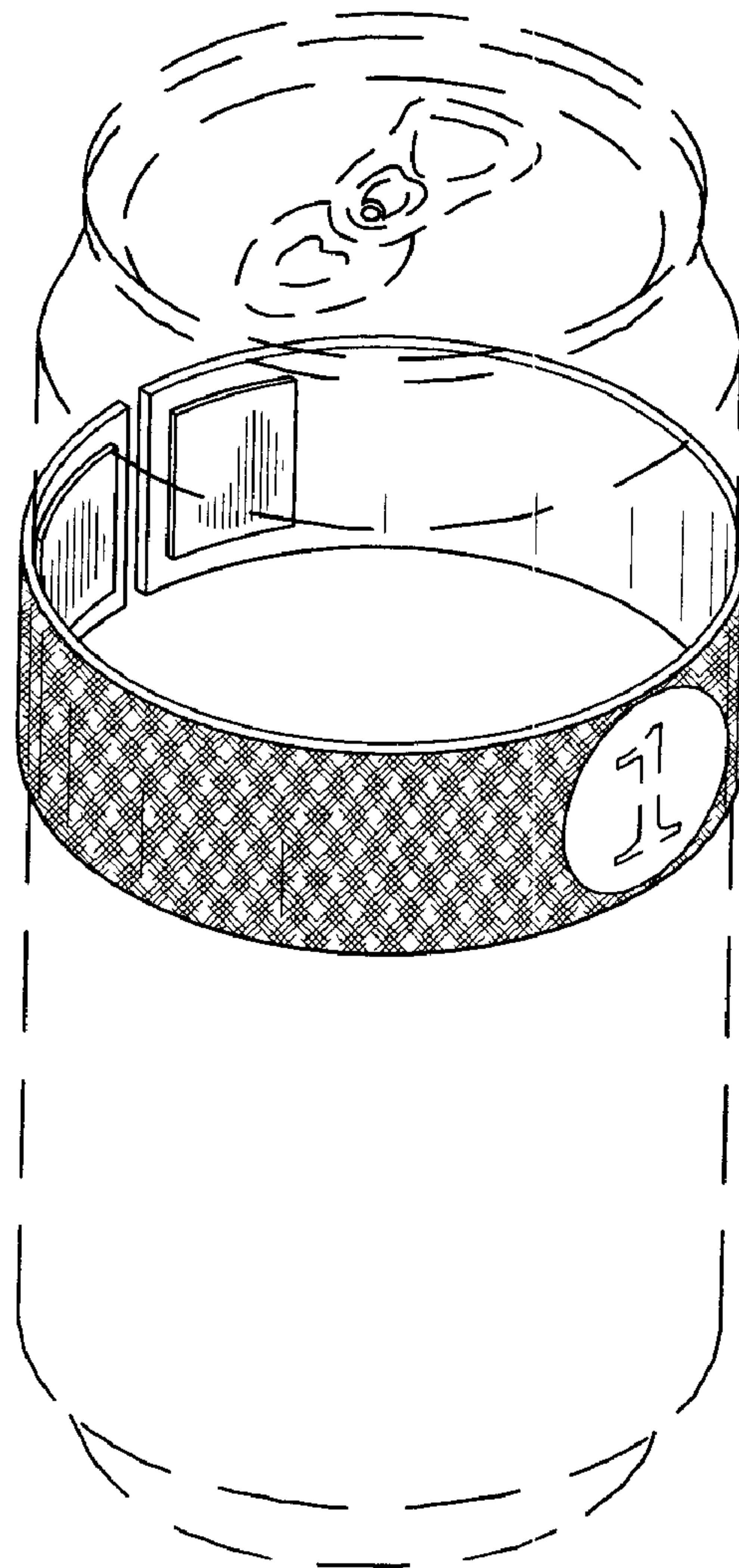


FIG. 6