



US00D533761S

(12) **United States Design Patent**
Lin

(10) **Patent No.:** **US D533,761 S**

(45) **Date of Patent:** **** Dec. 19, 2006**

(54) **TOOL HANDLE**

(76) **Inventor:** **Chun-Ju Lin**, 7, Da Yuan 28 St., Tai
Pin City, Taichung Hsien (TW)

(**) **Term:** **14 Years**

(21) **Appl. No.:** **29/222,576**

(22) **Filed:** **Feb. 1, 2005**

(51) **LOC (8) Cl.** **08-04**

(52) **U.S. Cl.** **D8/107; D8/303**

(58) **Field of Classification Search** D8/82-87,
D8/107, 300-303, 52-58; D7/394-395, 649;
81/177.1-177.7, 436, 439-440, 489, 417;
16/110.1, 421-422, 426-431
See application file for complete search history.

(56) **References Cited**

U.S. PATENT DOCUMENTS

D383,049 S	*	9/1997	Concari et al.	D8/107
D403,035 S	*	12/1998	MacPherson	D21/684
D421,881 S	*	3/2000	Wen	D8/10
D426,136 S	*	6/2000	Yu	D8/107
D434,960 S	*	12/2000	Lamond et al.	D8/99
D459,645 S	*	7/2002	Rothfus et al.	D8/303

D462,179 S	*	9/2002	Lai et al.	D8/107
D466,390 S	*	12/2002	Hung	D8/107
D476,535 S	*	7/2003	Garon	D7/649
D494,426 S	*	8/2004	Prokop	D7/652

* cited by examiner

Primary Examiner—Pamela J. Burgess

(74) *Attorney, Agent, or Firm*—Alan D. Kamrath; Nikolai
& Mersereau, P.A.

(57) **CLAIM**

The ornamental design for a tool handle, as shown and
described.

DESCRIPTION

FIG. 1 is a perspective view of a tool handle showing my
design;

FIG. 2 is a front elevational view thereof;

FIG. 3 is a rear elevational view thereof;

FIG. 4 is a left side elevational view thereof;

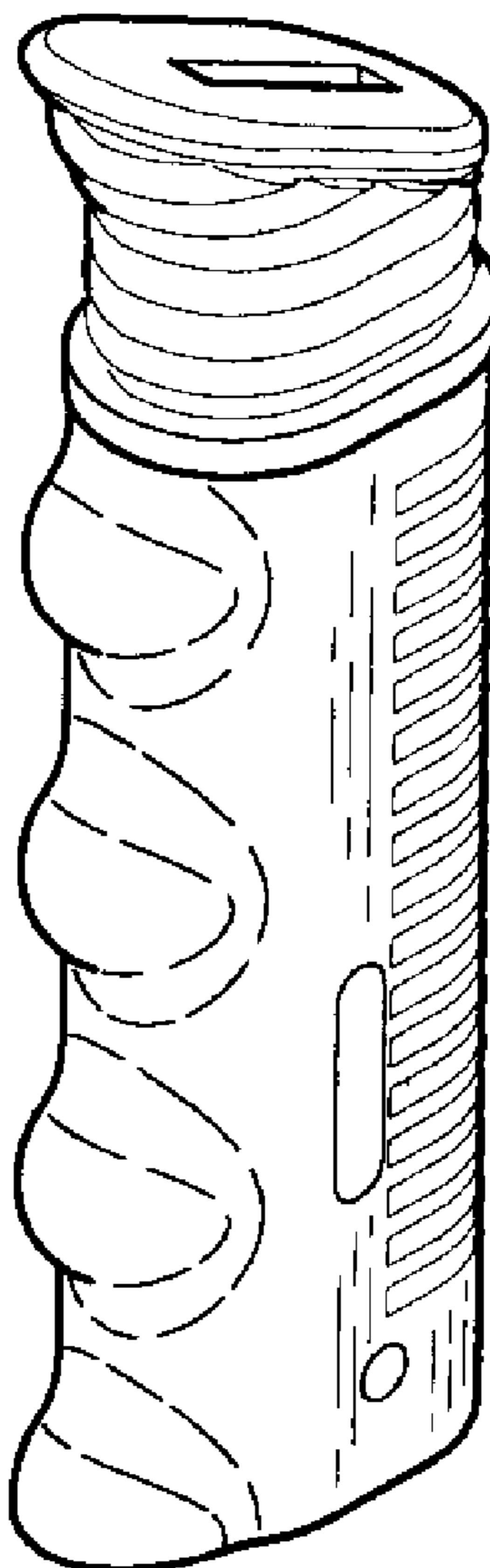
FIG. 5 is a right side elevational view thereof;

FIG. 6 is a top plan view thereof; and,

FIG. 7 is a bottom plan view thereof.

The broken lines in the drawings are for illustrative purposes
only and form no part of the claimed design.

1 Claim, 4 Drawing Sheets



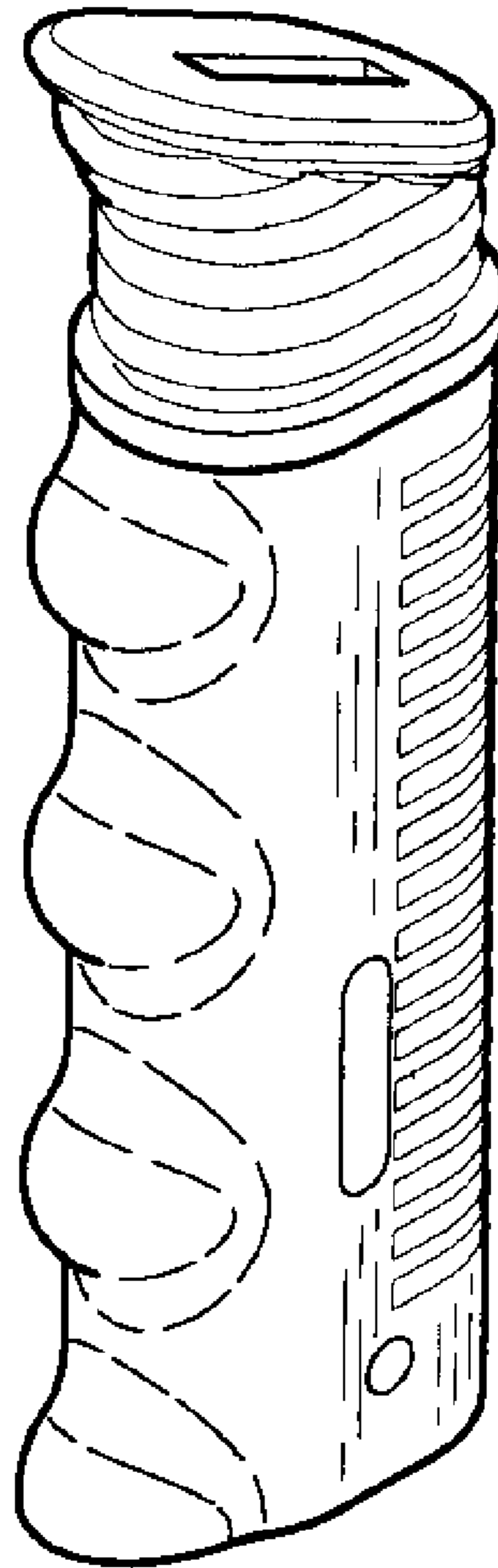


FIG. 1

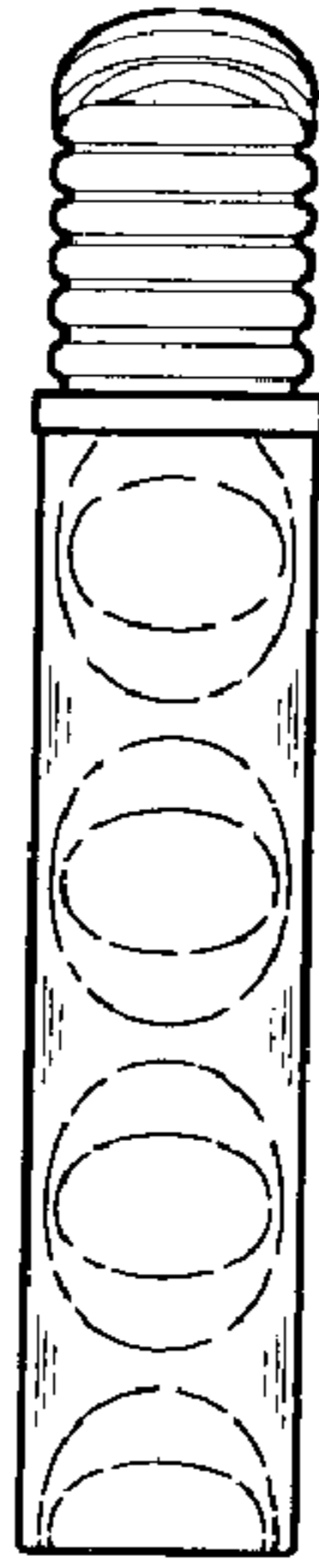


FIG. 2



FIG. 3

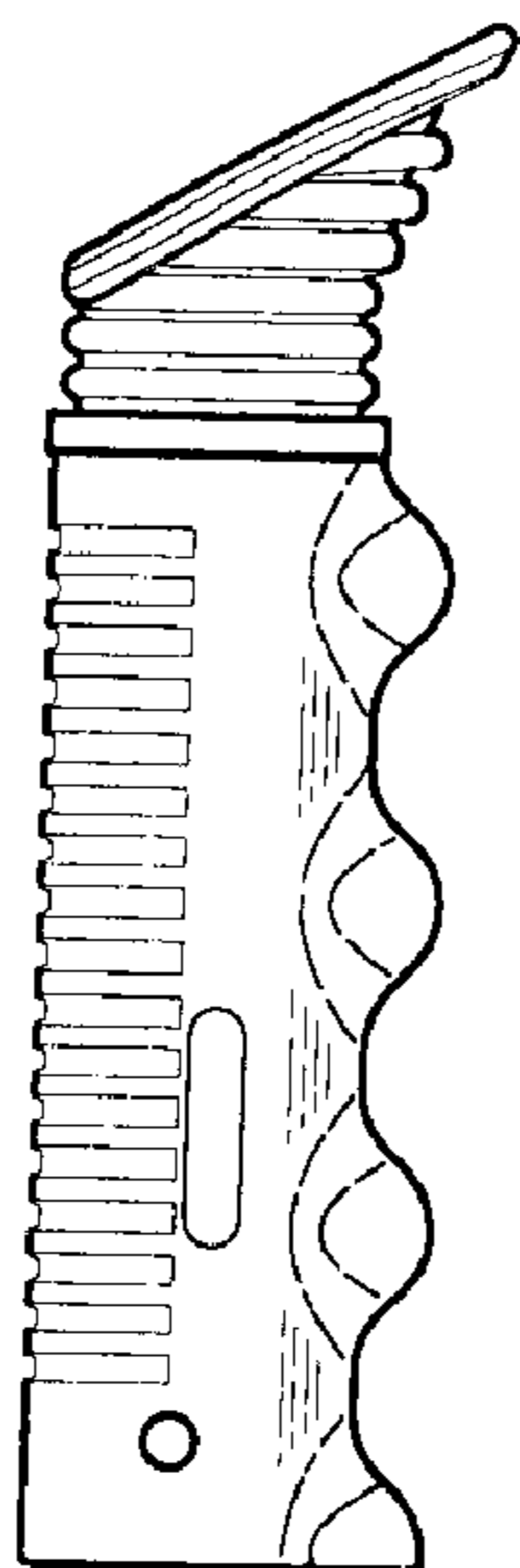


FIG. 4

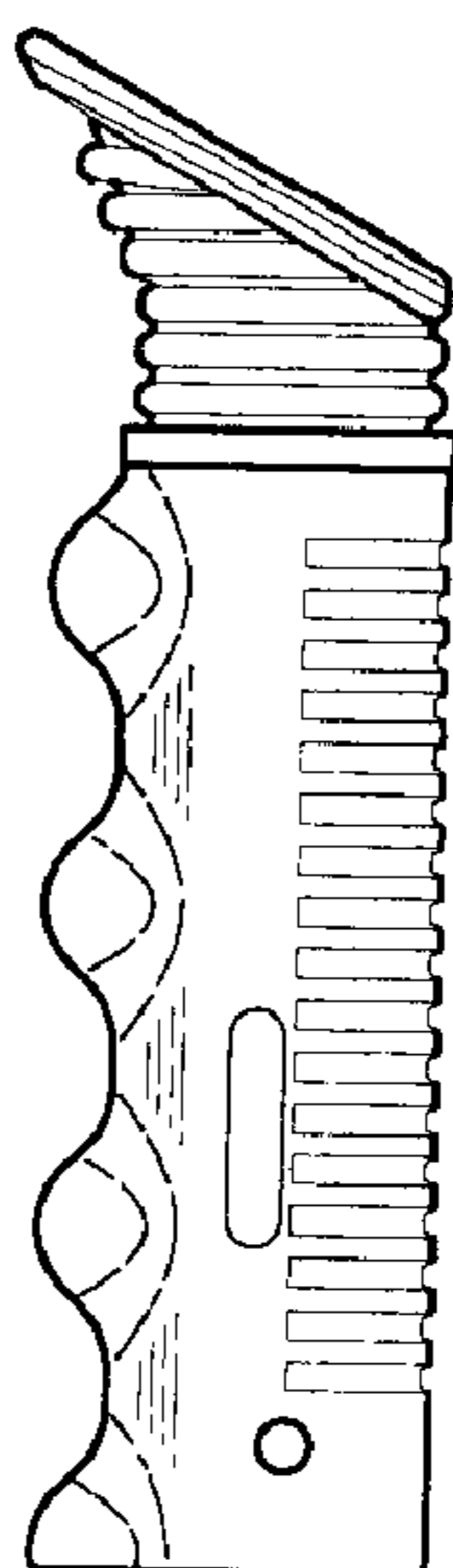


FIG. 5

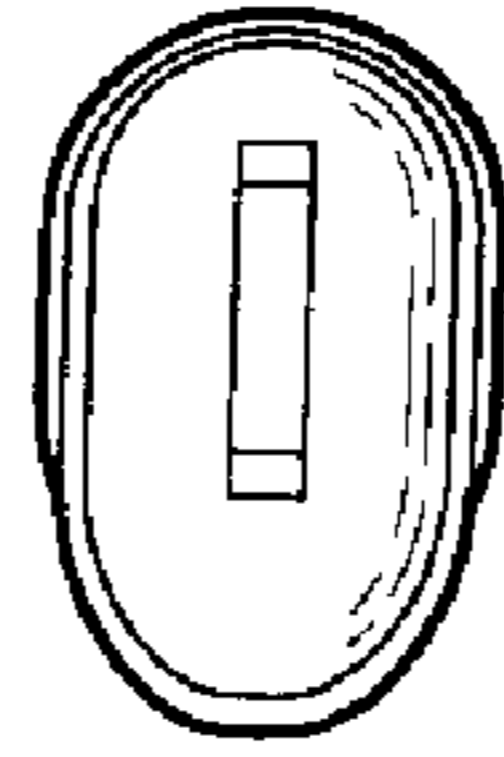


FIG. 6

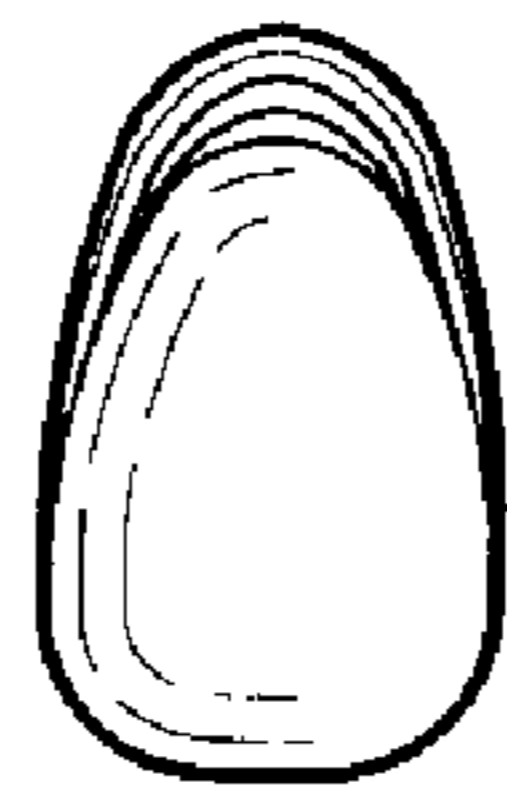


FIG. 7