



US00D533755S

(12) **United States Design Patent** (10) **Patent No.:** **US D533,755 S**
Yates, III (45) **Date of Patent:** **** Dec. 19, 2006**

(54) **WINE OPENER**

D491,429 S * 6/2004 Simons D8/42
D498,651 S * 11/2004 Bates et al. D8/42

(76) Inventor: **William M. Yates, III**, 25 San Angelo,
Foothill Ranch, CA (US) 92610

OTHER PUBLICATIONS

(**) Term: **14 Years**

The Ultimate Corkscrew Book; Donald A. Bull; © 1999;
Schiffer Publishing Ltd.; p. 87; "A1" Double Lever Cork-
screws.*

(21) Appl. No.: **29/211,041**

Boxes Full of Corkscrews; Donald A. Bull; © 2001; Schiffer
Publishing Ltd.; p. 151; "A1" Double Lever Corkscrews.*

(22) Filed: **Aug. 10, 2004**

(51) **LOC (8) Cl.** **07-06**

* cited by examiner

(52) **U.S. Cl.** **D8/42; D8/39**

Primary Examiner—Cathron C. Brooks

(58) **Field of Classification Search** D8/33-43,
D8/105; D7/665, 666, 680, 683-687; D27/195;
7/113, 151-155; 30/113.1, 113.2, 113.3; 81/3.29,
81/3.37, 3.45, 3.48, 3.49; 131/248

Assistant Examiner—Garth Rademaker

See application file for complete search history.

(57) **CLAIM**

The ornamental design for a wine opener, as shown and
described.

(56) **References Cited**

DESCRIPTION

U.S. PATENT DOCUMENTS

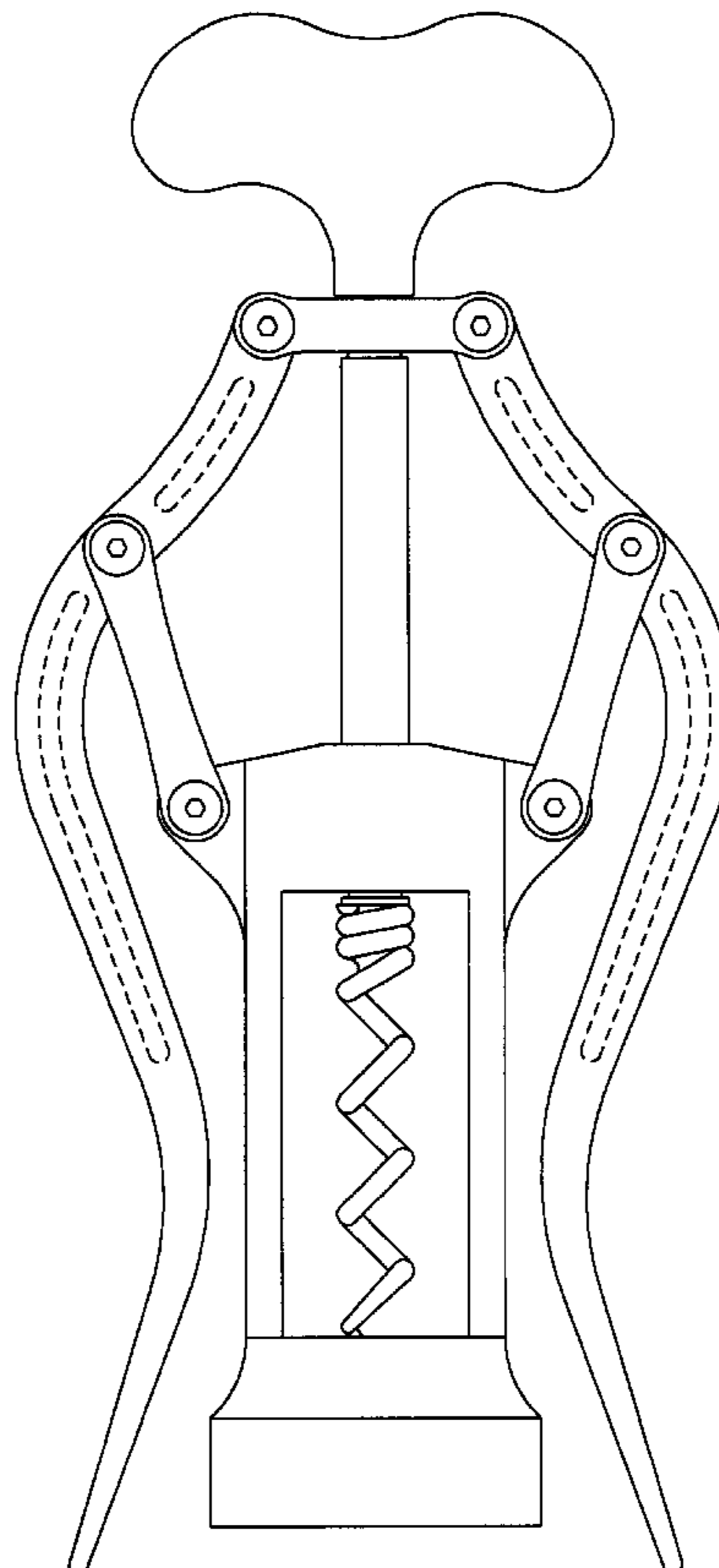
747,351	A	*	12/1903	Armstrong	81/3.37
4,063,473	A	*	12/1977	Bozzo	81/3.37
4,399,720	A	*	8/1983	Cuppett	81/3.37
4,887,497	A	*	12/1989	Daviddi	81/3.37
D339,041	S	*	9/1993	Tanfoglio	D8/42
5,588,342	A	*	12/1996	Ahlgren et al.	81/3.48
5,864,939	A	*	2/1999	In-Seok	81/3.45
D413,777	S	*	9/1999	Chang	D8/42
D430,469	S	*	9/2000	Thuma	D8/42
D454,473	S	*	3/2002	Sum	D8/42

FIG. 1 is a front elevation view of the claimed design;
FIG. 2 is front elevation view thereof, at a reduced scale and
in an alternate position

FIG. 3 is a top plan view thereof; and,
FIG. 4 is a side elevation view thereof, the opposite side
elevation view being identical.

The broken line showing in FIGS. 1 and 2 is for illustrative
purposes only and forms no part of the claimed design.

1 Claim, 3 Drawing Sheets



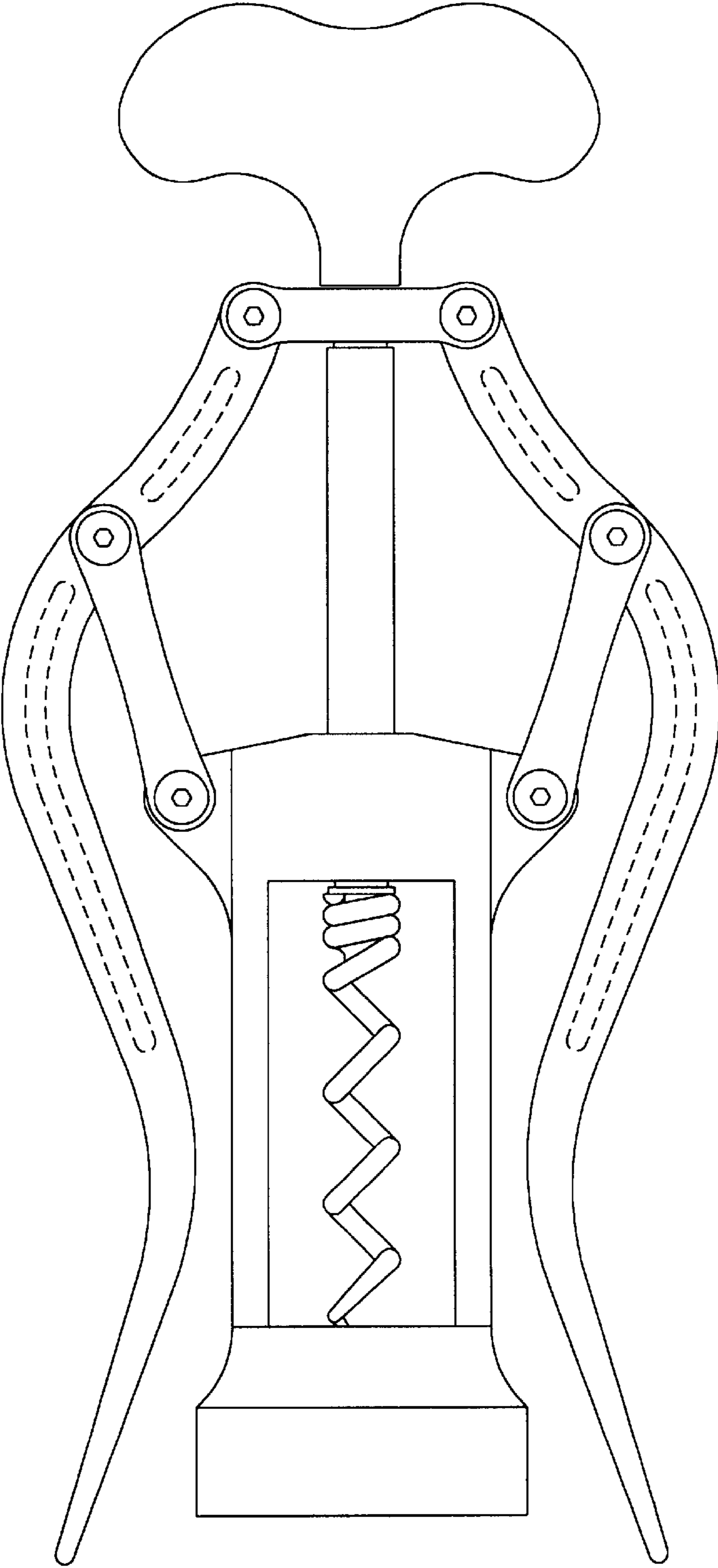


FIG. 1

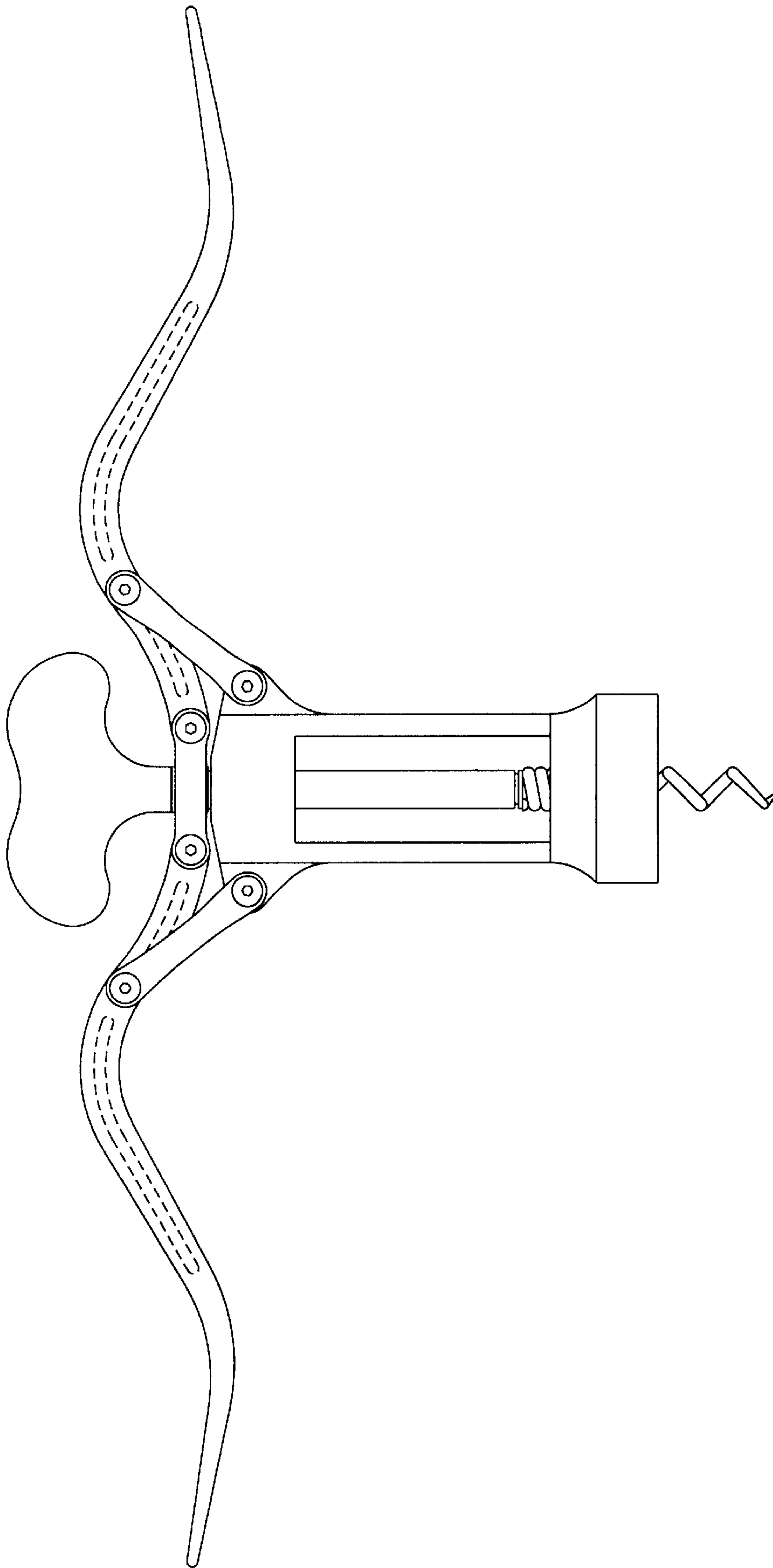


FIG. 2

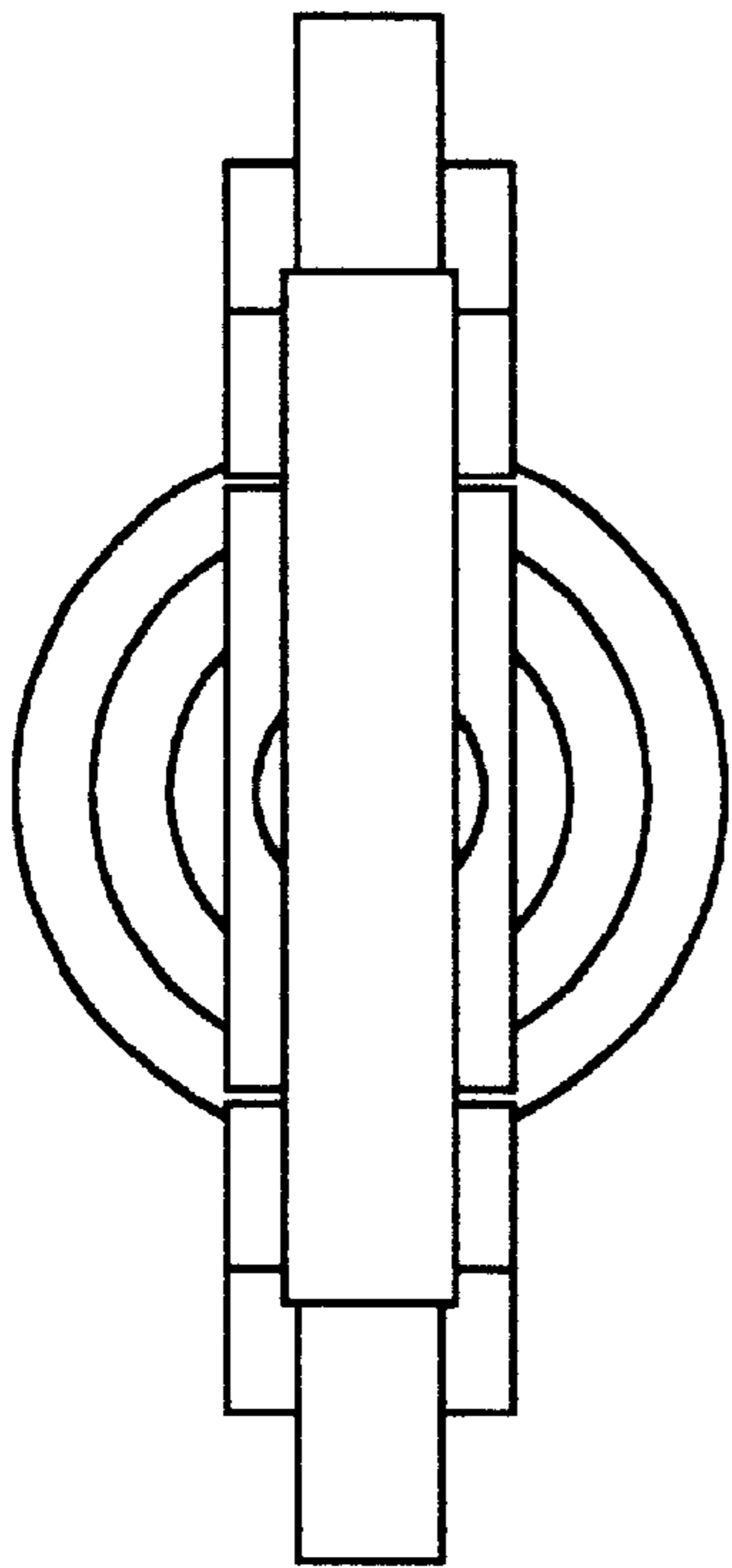


FIG. 3

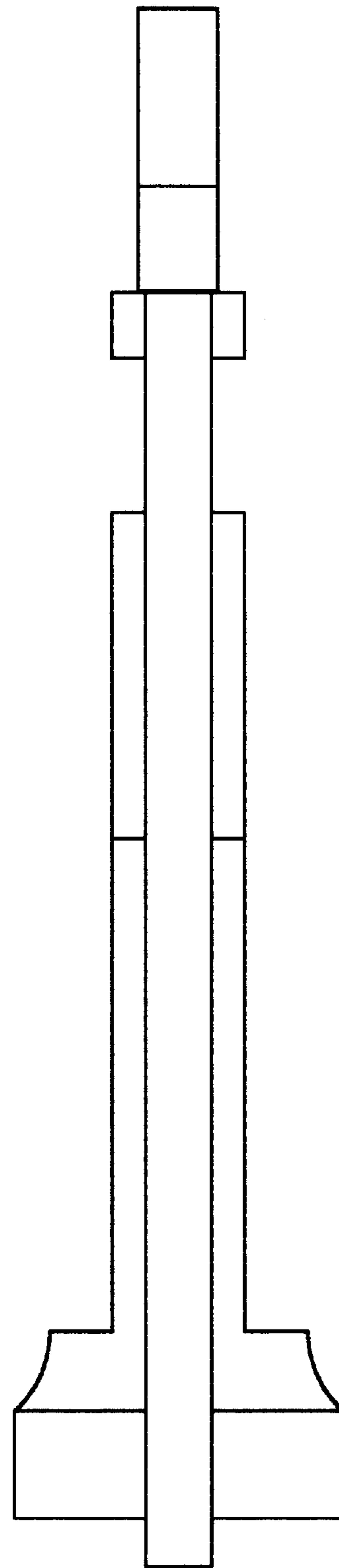


FIG. 4