



US00D533750S

(12) **United States Design Patent**
Goodman et al.

(10) **Patent No.:** **US D533,750 S**

(45) **Date of Patent:** **** Dec. 19, 2006**

(54) **BANANA HOLDER**

(75) Inventors: **Sheldon H. Goodman**, Solon, OH
(US); **Robert L. Blackadar**, Medina,
OH (US)

(73) Assignee: **Spectrum Diversified Designs, Inc.**,
Streetsboro, OH (US)

(**) Term: **14 Years**

(21) Appl. No.: **29/251,883**

(22) Filed: **Jan. 13, 2006**

(51) **LOC (8) Cl.** **07-06**

(52) **U.S. Cl.** **D7/601**

(58) **Field of Classification Search** D7/601,
D7/628, 701, 704; D6/449, 462, 546; 211/13.1,
211/85.4, 181.1; 248/116, 121, 125.1, 175,
248/176.1

See application file for complete search history.

(56) **References Cited**

U.S. PATENT DOCUMENTS

D242,413 S * 11/1976 Olson D6/462

D385,751 S * 11/1997 Hollinger D7/601
D404,973 S * 2/1999 Goodman et al. D7/601
D437,735 S * 2/2001 Goodman et al. D7/601
D479,099 S * 9/2003 Ancona D7/601
D481,265 S * 10/2003 Ancona D7/601

* cited by examiner

Primary Examiner—Terry A. Wallace

(74) *Attorney, Agent, or Firm*—Pearne & Gordon LLP

(57) **CLAIM**

The ornamental design for a banana holder, as shown and described.

DESCRIPTION

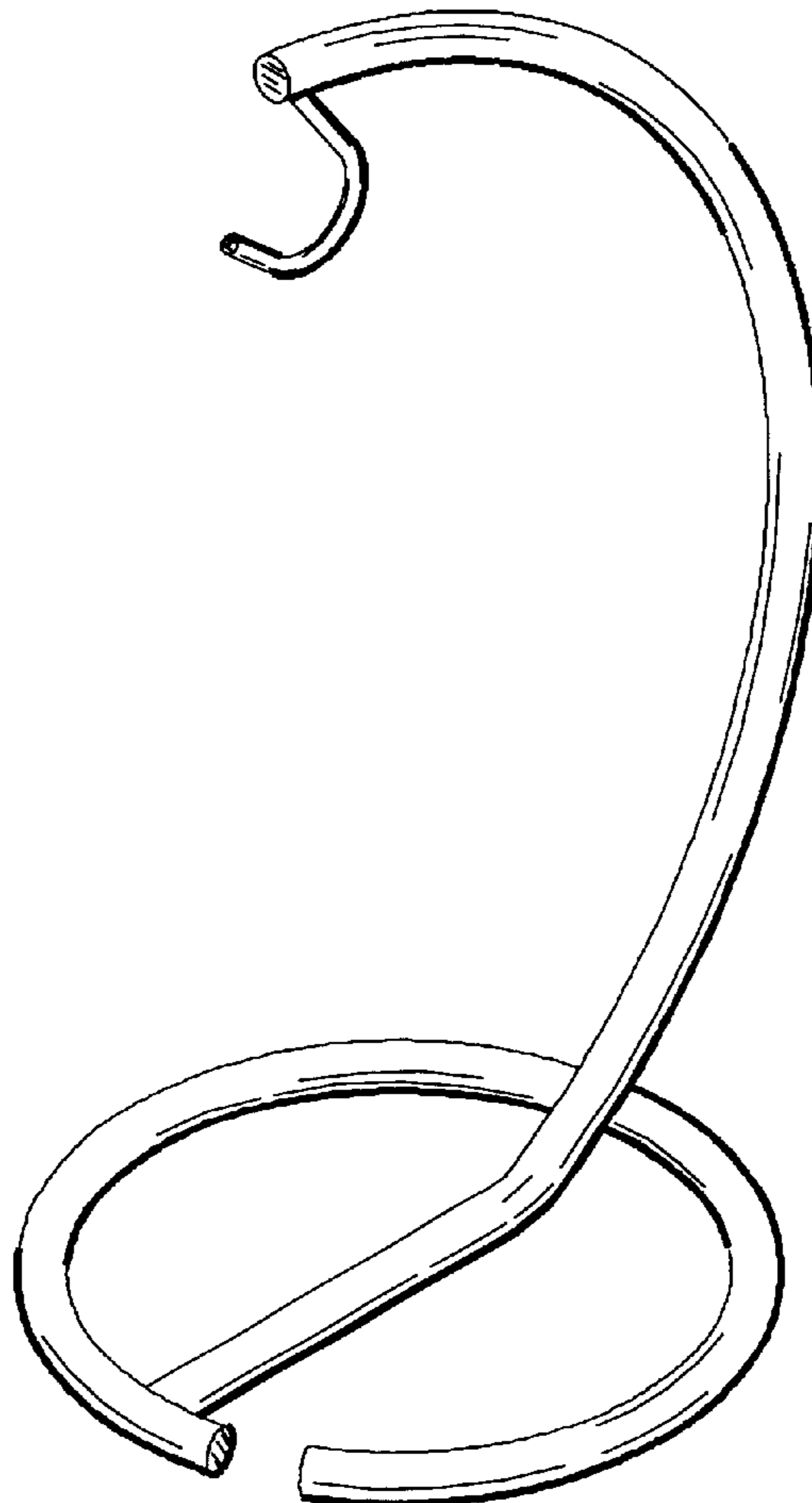
FIG. 1 is a perspective view of a banana holder, showing our new design;

FIG. 2 is a side elevational view thereof;

FIG. 3 is a top plan view thereof; and,

FIG. 4 is a front elevational view thereof.

1 Claim, 2 Drawing Sheets



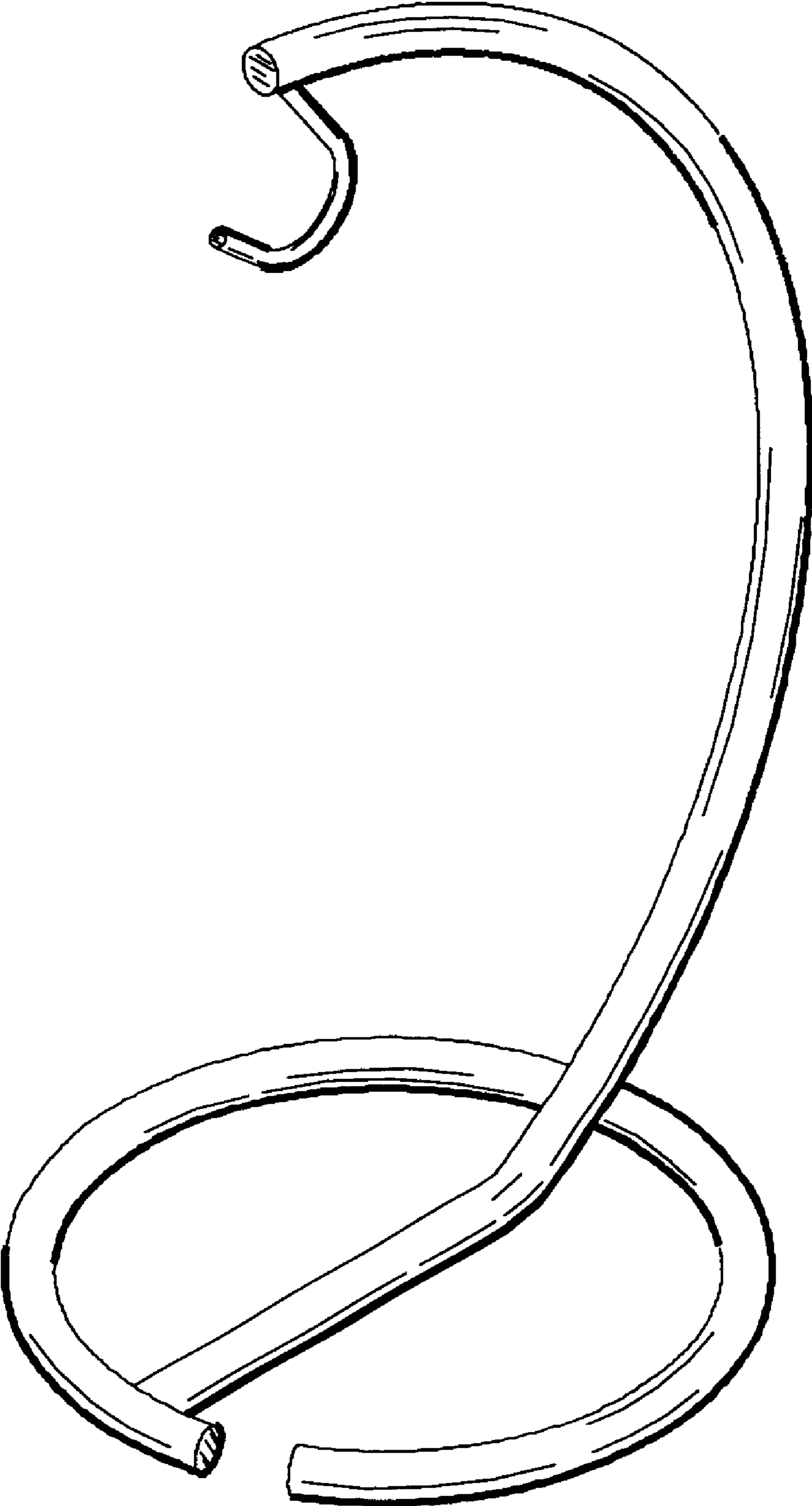


Fig. 1




Fig. 2

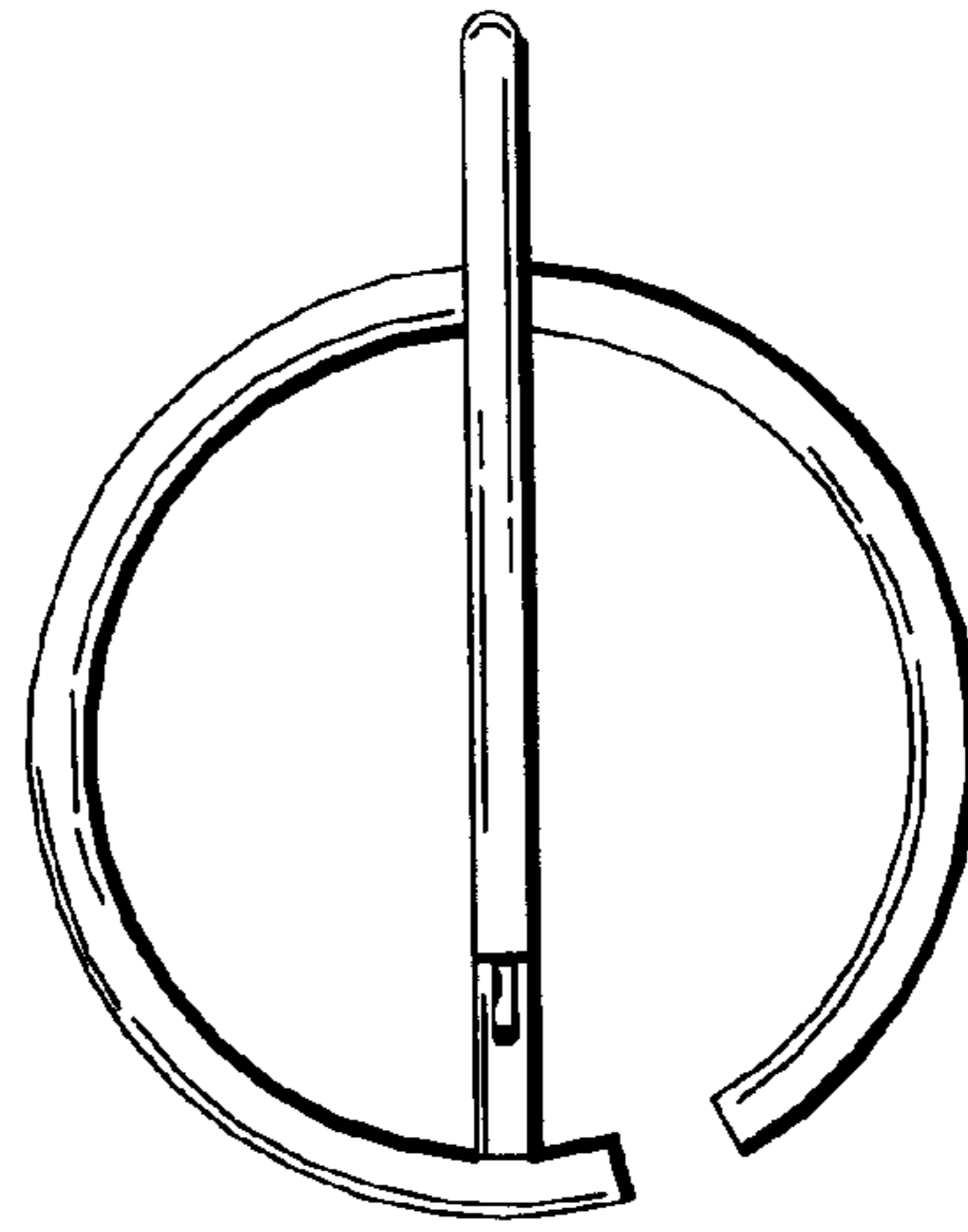


Fig. 3

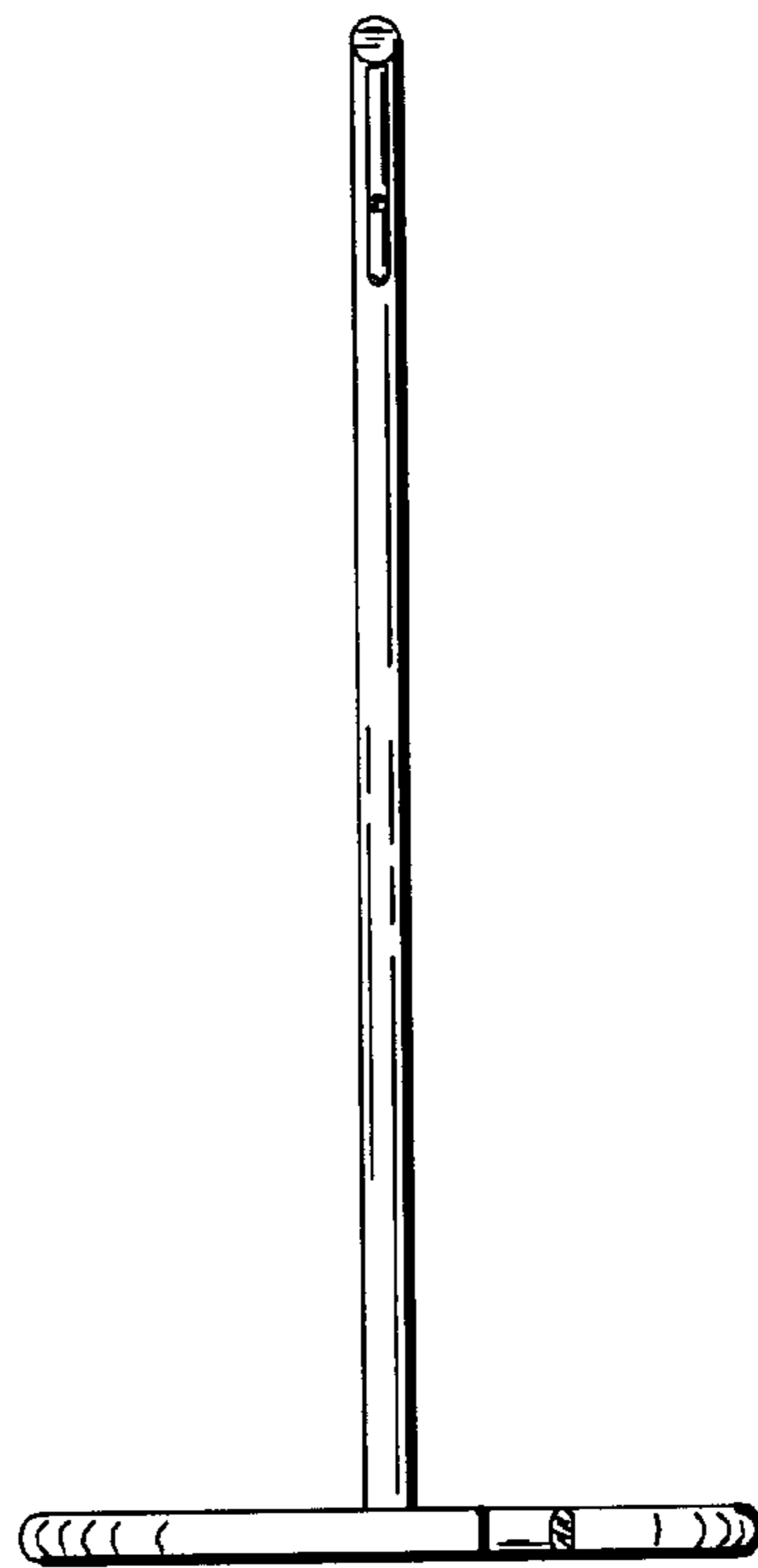


Fig. 4