



US00D533749S

(12) **United States Design Patent**
Guzzini

(10) **Patent No.:** **US D533,749 S**

(45) **Date of Patent:** **** Dec. 19, 2006**

(54) **BREAD BASKET**

(75) Inventor: **Giannunzio Guzzini**, Recanati (IT)

(73) Assignee: **Fratelli Guzzini S.p.A.**, Recanati
Macerata (IT)

(**) Term: **14 Years**

(21) Appl. No.: **29/233,614**

(22) Filed: **Jul. 7, 2005**

(30) **Foreign Application Priority Data**

Jan. 12, 2005 (EM) 000279252

(51) **LOC (8) Cl.** **07-01**

(52) **U.S. Cl.** **D7/565; D3/306; D7/560;**
D7/570; D7/584

(58) **Field of Classification Search** D7/584,
D7/554.2, 560, 548, 561, 562, 563, 564, 565,
D7/568, 570; D9/431, 434; D6/610; D3/314,
D3/306, 307; D34/1; 248/150; 211/74, 149;
220/676, 574, 23.8; 428/66.7, 495.03

See application file for complete search history.

(56) **References Cited**

U.S. PATENT DOCUMENTS

D50,194 S	*	1/1917	Haley	D7/584
D109,481 S	*	5/1938	Jackson	D7/354
D154,730 S	*	8/1949	Zabel et al.	D3/314
D158,033 S	*	4/1950	Zabel et al.	D7/551.1
D233,207 S	*	10/1974	Molzen	D32/37
3,861,581 A	*	1/1975	Sellors	229/117
D264,792 S	*	6/1982	Conti	D7/584
D303,444 S	*	9/1989	Yoshikawa	D34/21

D305,274 S	*	12/1989	Yoshikawa	D3/314
D307,348 S	*	4/1990	Yoshikawa	D3/314
D330,963 S	*	11/1992	Hampshire	D3/313
D335,559 S	*	5/1993	Land	D34/1
D347,513 S	*	5/1994	Yoshikawa	D3/304
D348,345 S	*	6/1994	Yoshikawa	D3/307
D372,583 S	*	8/1996	Brightbill	D3/314
D393,003 S	*	3/1998	Nichols	D19/85
D401,067 S	*	11/1998	Hampshire	D3/309
5,971,192 A	*	10/1999	Immerman et al.	220/483
D433,548 S	*	11/2000	Baines et al.	D32/37
D433,600 S	*	11/2000	Hollinger	D7/565
D492,112 S	*	6/2004	Hardy	D3/306
D496,163 S	*	9/2004	Hou	D3/306
D496,164 S	*	9/2004	Hou	D3/306
D499,450 S	*	12/2004	Goodman et al.	D19/85
D506,104 S	*	6/2005	Vidal	D7/554.2

* cited by examiner

Primary Examiner—M. N. Pandozzi

(74) *Attorney, Agent, or Firm*—Hedman & Costigan PC;
James V. Costigan

(57) **CLAIM**

The ornamental design for a bread basket, as shown and described.

DESCRIPTION

FIG. 1 is a bottom view of the bread basket of the invention; FIG. 2 is a right side view of the bread basket of the invention which is identical to the left side view and is also identical to the front and back views;

FIG. 3 is a top view of the bread basket of the invention; and, FIG. 4 is a perspective view of the bread basket of the invention.

1 Claim, 2 Drawing Sheets

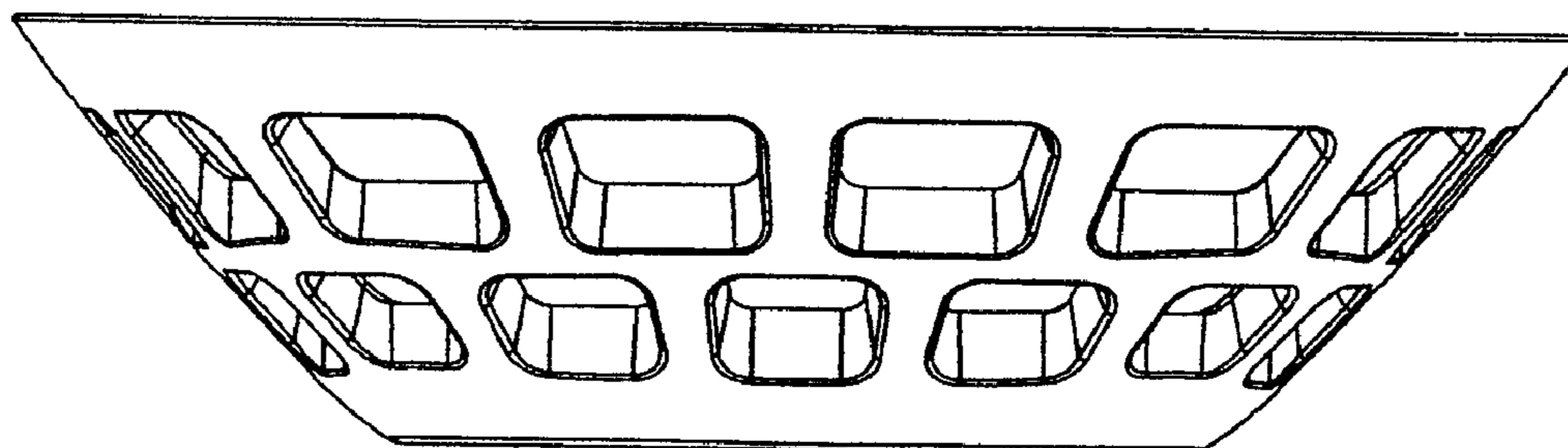


Fig. 1




Fig. 2

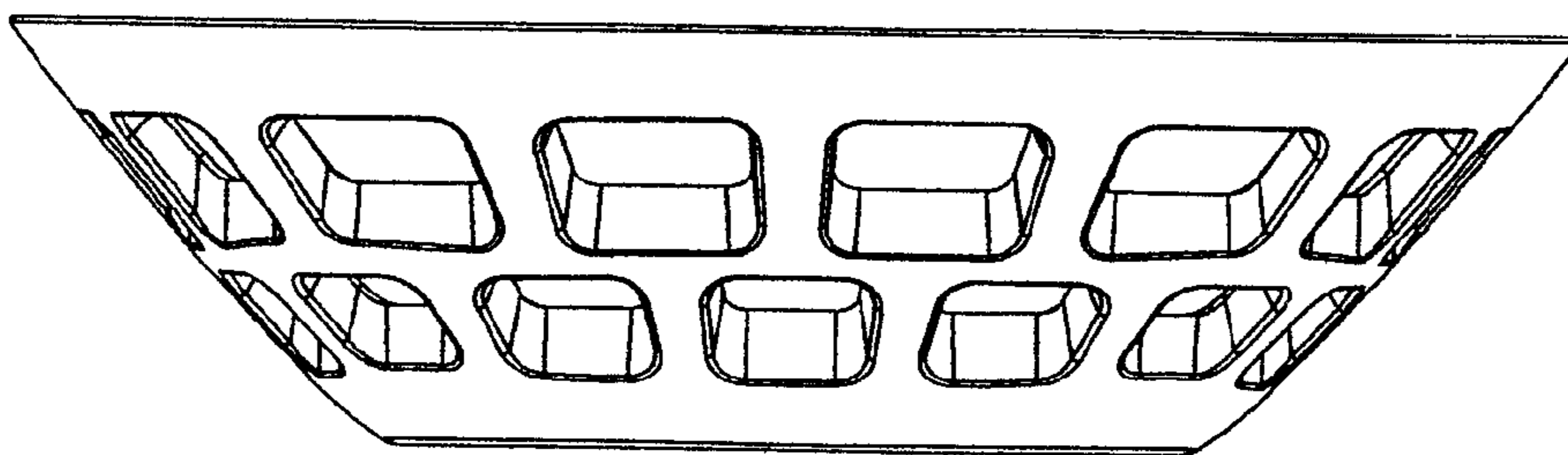


Fig. 3

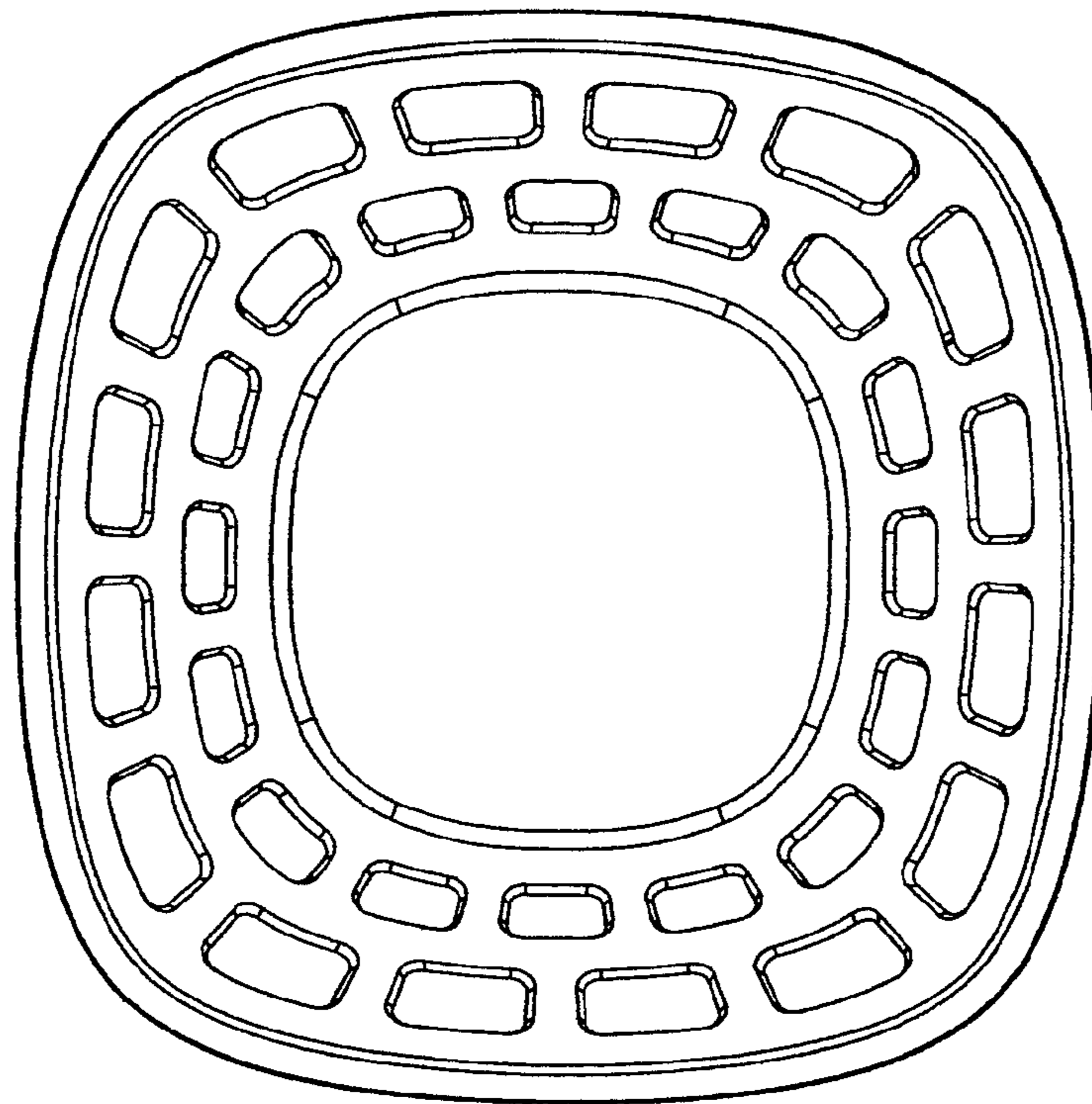


Fig. 4

