



US00D533747S

(12) **United States Design Patent**  
**Jin**

(10) **Patent No.:** **US D533,747 S**

(45) **Date of Patent:** **\*\* Dec. 19, 2006**

(54) **MUG**

(75) Inventor: **Xue Biu Jin**, Guangdong (CN)

(73) Assignees: **Phoenix Ind.**, Hong Kong (HK);  
**2932105 Canada Inc.**, O/A ESP,  
Ontario (CA)

(\*\*) Term: **14 Years**

(21) Appl. No.: **29/222,698**

(22) Filed: **Feb. 3, 2005**

(51) **LOC (8) Cl.** ..... **07-01**

(52) **U.S. Cl.** ..... **D7/510; D7/511; D7/533**

(58) **Field of Classification Search** ..... D7/509,  
D7/510, 511, 523, 533, 536; D9/503, 502,  
D9/539, 530, 549, 689, 504, 446, 445; 220/212,  
220/729, 705, 703, 708, 712, 711; 215/395,  
215/388, 12.1

See application file for complete search history.

(56) **References Cited**

**U.S. PATENT DOCUMENTS**

D230,187 S	*	1/1974	Shultz	.....	D26/11
D383,941 S	*	9/1997	Petrie	.....	D7/511
D388,281 S	*	12/1997	Trombley	.....	D7/515
D398,815 S	*	9/1998	Hatsumoto et al.	.....	D7/533
D406,011 S	*	2/1999	Hatsumoto et al.	.....	D7/510
D418,013 S	*	12/1999	Fujii	.....	D7/510
D420,254 S	*	2/2000	Park	.....	D7/510
D439,473 S	*	3/2001	Lin	.....	D7/510

D454,756 S	*	3/2002	Janky et al.	.....	D7/510
D457,396 S	*	5/2002	Janky et al.	.....	D7/510
D457,783 S	*	5/2002	Bodum	.....	D7/511
D462,575 S	*	9/2002	Gluck	.....	D7/510
D467,124 S	*	12/2002	Janky	.....	D7/533
D469,309 S	*	1/2003	Janky	.....	D7/510
D471,763 S	*	3/2003	Hurlbut et al.	.....	D7/510
D479,671 S	*	9/2003	Gluck	.....	D7/533
D480,919 S	*	10/2003	Bin	.....	D7/533
D483,997 S	*	12/2003	Copeland	.....	D7/536
D494,011 S	*	8/2004	Janky et al.	.....	D7/533
D497,080 S	*	10/2004	Greenspon	.....	D7/510
D498,382 S	*	11/2004	Davis	.....	D7/300.1
D511,653 S	*	11/2005	Oas	.....	D7/507
D513,931 S	*	1/2006	Liu	.....	D7/523
D518,333 S	*	4/2006	Gluck	.....	D7/523
D519,782 S	*	5/2006	Schuler et al.	.....	D7/509

\* cited by examiner

*Primary Examiner*—M. N. Pandozzi

(74) *Attorney, Agent, or Firm*—Egbert Law Offices

(57) **CLAIM**

I claim the ornamental design for a mug, as shown and described.


**DESCRIPTION**

FIG. 1 is an upper perspective view of the mug showing my design;

FIG. 2 is a side elevation view thereof; and,

FIG. 3 is a top view thereof;

**1 Claim, 1 Drawing Sheet**



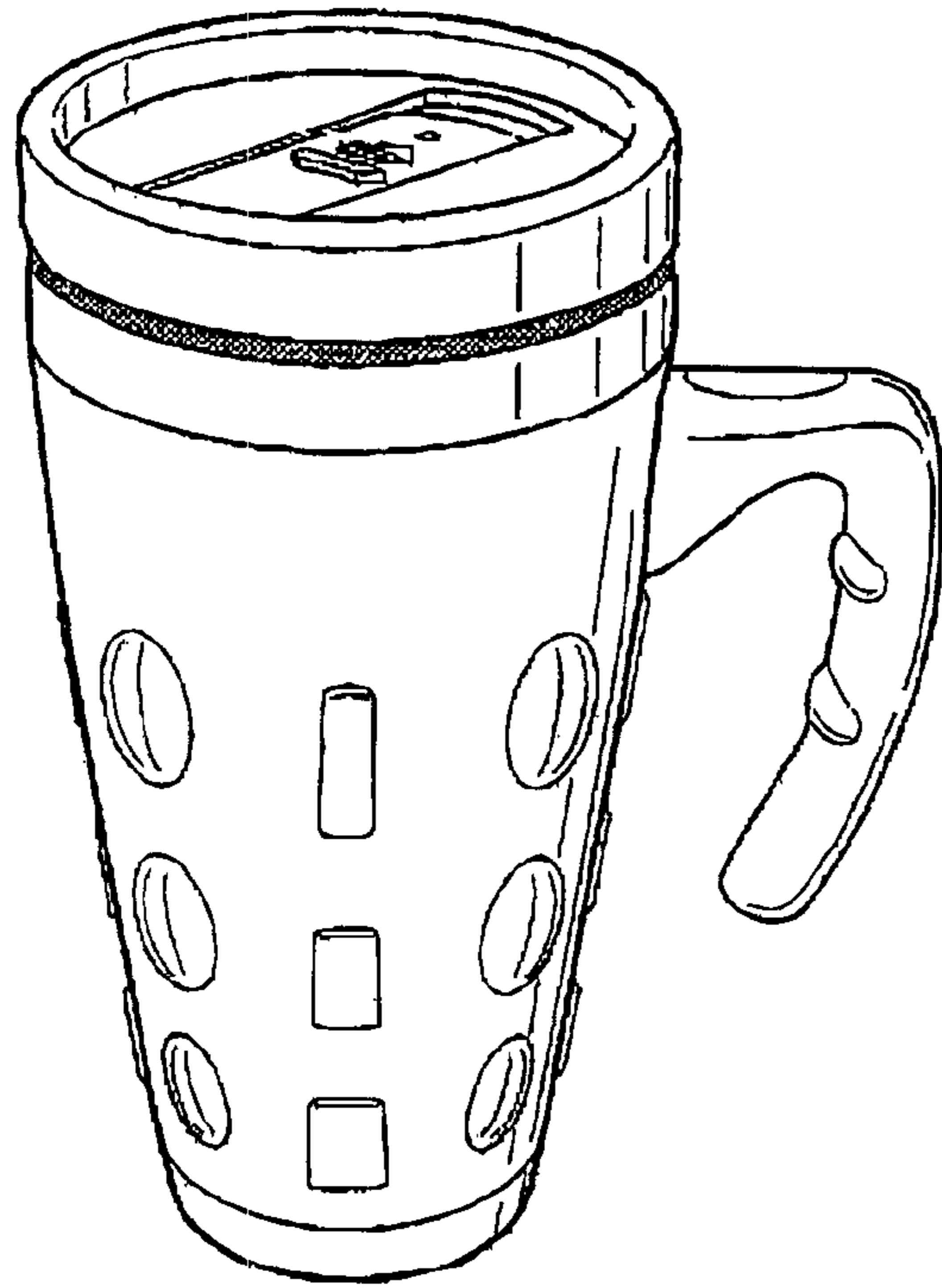


Fig.1

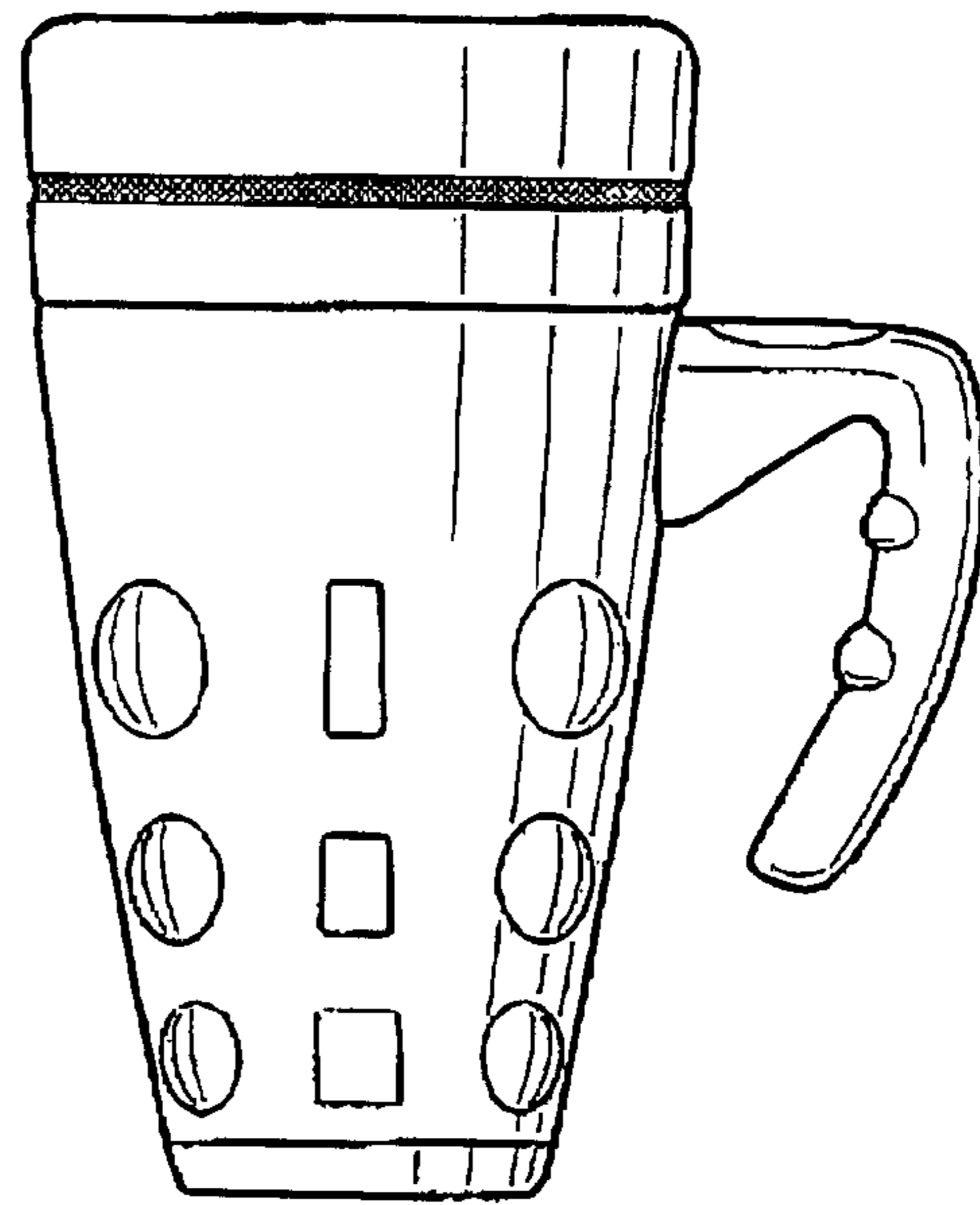


Fig.2

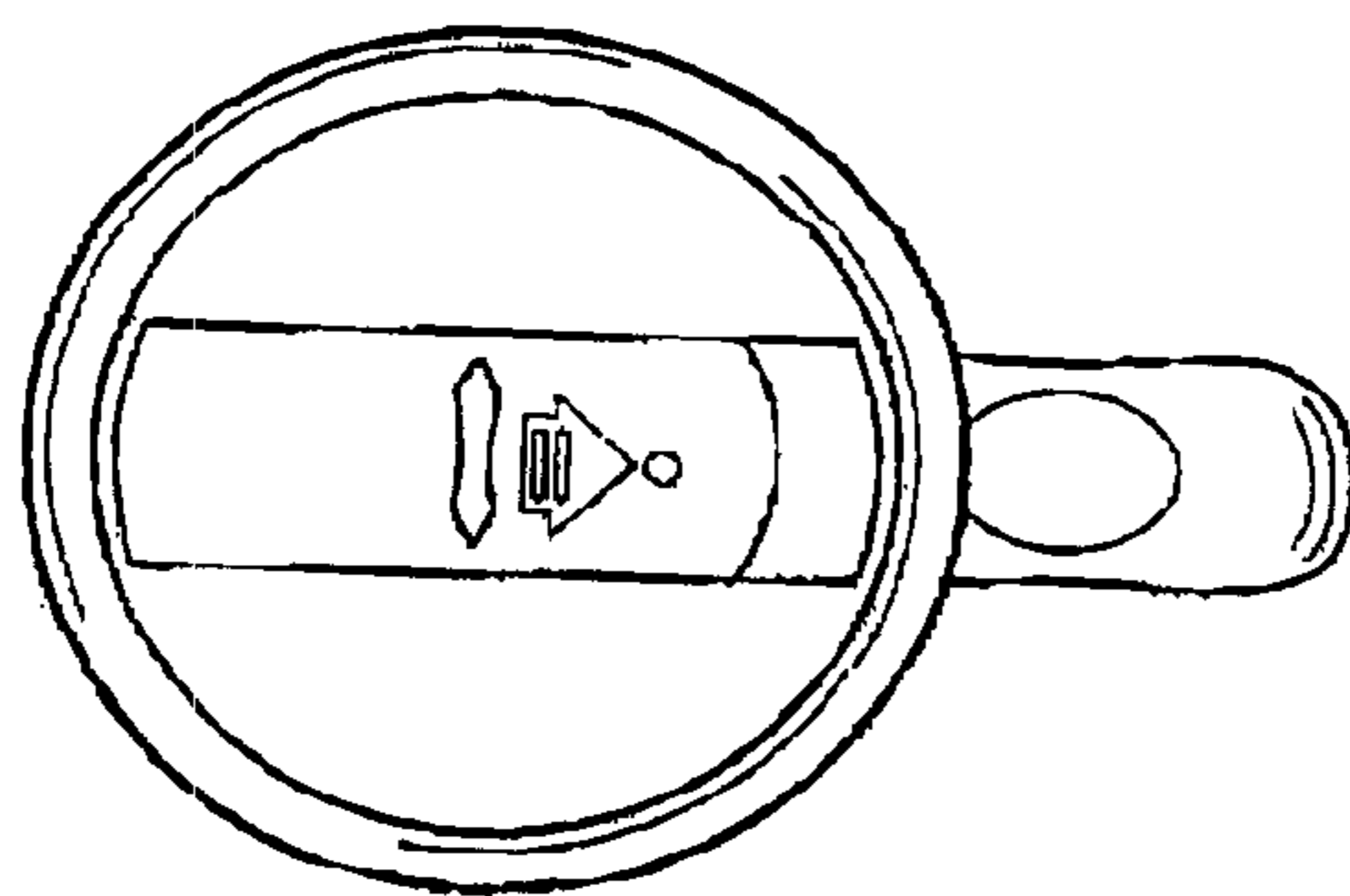


Fig.3