



US00D533729S

(12) **United States Design Patent**
Nastri

(10) **Patent No.:** **US D533,729 S**

(45) **Date of Patent:** **** Dec. 19, 2006**

(54) **SOFA**

(76) **Inventor:** **Giovanni Nastri**, Via Nazionale dei
Giovi 159, 20030 Lentate Sul Seveso
(IT)

(**) **Term:** **14 Years**

(21) **Appl. No.:** **29/222,850**

(22) **Filed:** **Feb. 4, 2005**

(51) **LOC (8) Cl.** **06-01**

(52) **U.S. Cl.** **D6/381**

(58) **Field of Classification Search** D6/334,
D6/335, 373, 381, 383, 341, 500-502, 358;
297/232-233, 445.1, 452.11, 452.12, 452.38;
5/12.1, 12.2

See application file for complete search history.

(56) **References Cited**

U.S. PATENT DOCUMENTS

D407,229 S * 3/1999 Riboldi D6/381
D443,996 S * 6/2001 Nicoletti D6/381
D476,163 S * 6/2003 Ricci D6/381

D479,055 S * 9/2003 Nicoletti D6/381
D487,645 S * 3/2004 Natuzzi D6/381
D487,994 S * 4/2004 Natuzzi D6/381
D490,997 S * 6/2004 Nastri D6/381
D492,498 S * 7/2004 Natuzzi D6/381

* cited by examiner

Primary Examiner—Sandra S. Snapp

(74) *Attorney, Agent, or Firm*—Hedman & Costigan; James
V. Costigan

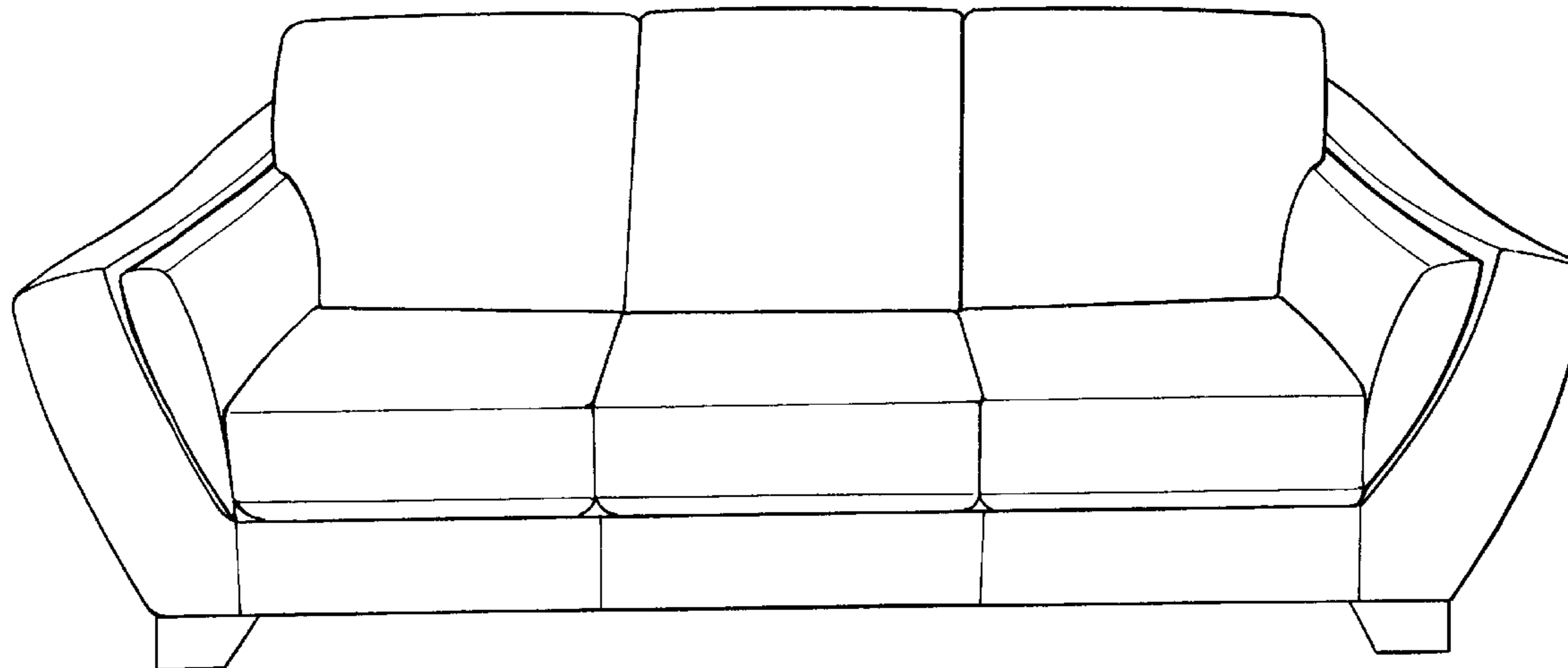
(57) **CLAIM**

The ornamental design for a sofa, as shown and described.

DESCRIPTION

FIG. 1 is a front perspective view of an embodiment of a
sofa according to the invention;
FIG. 2 is a front view of a sofa according to the invention;
FIG. 3 is a back view of the sofa;
FIG. 4 is a right side view of the sofa;
FIG. 5 is a left side view of the sofa;
FIG. 6 is a top view of the sofa; and,
FIG. 7 is a bottom view of the sofa.

1 Claim, 6 Drawing Sheets



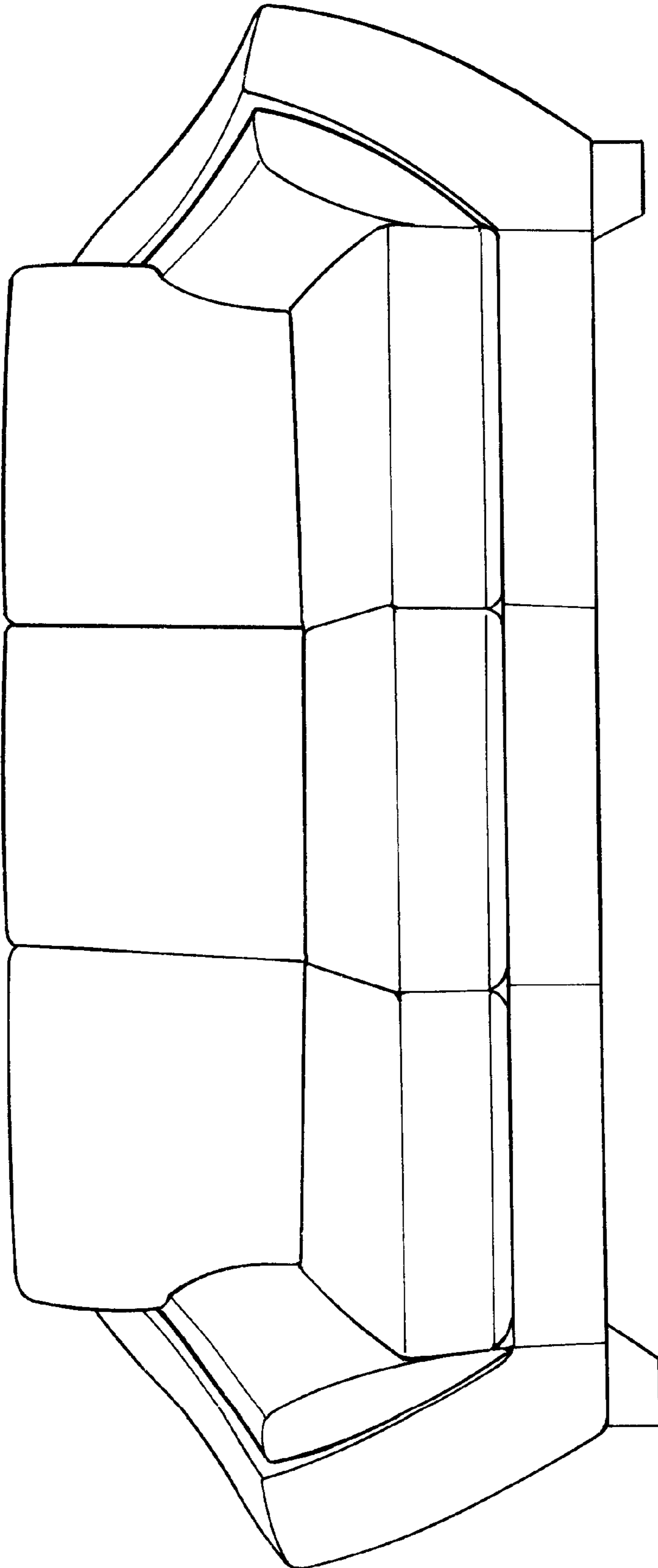


FIG 1

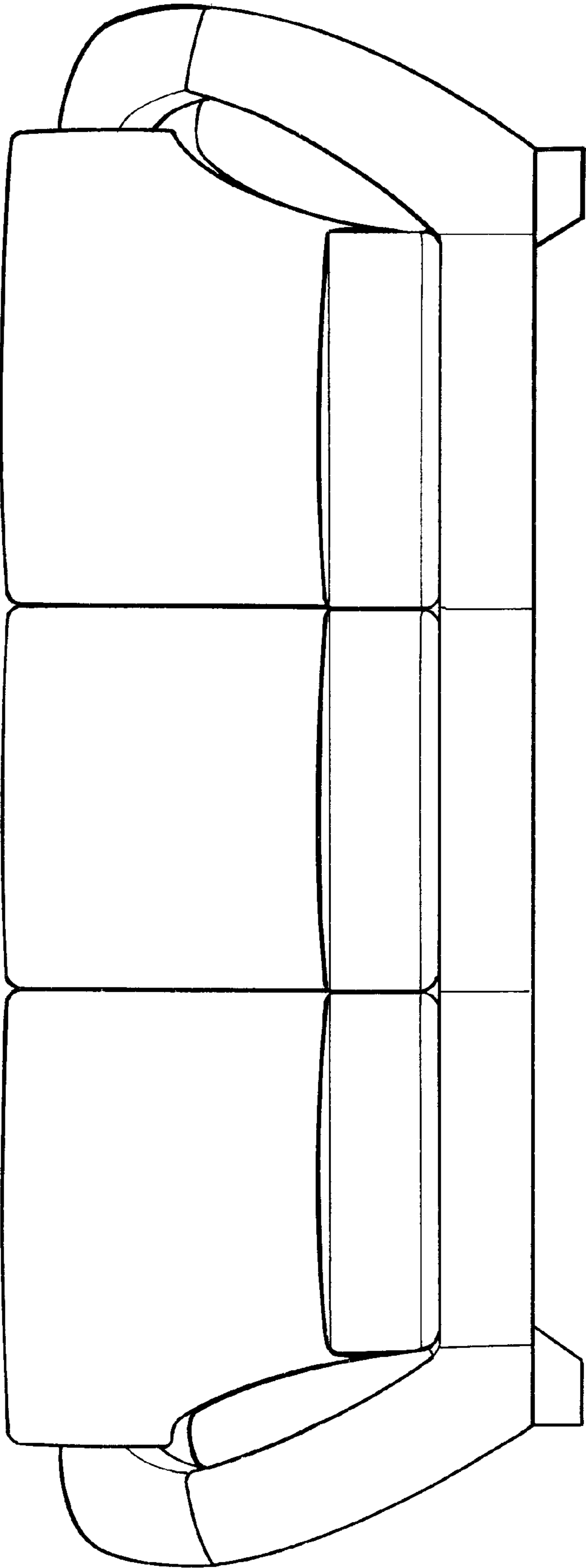


FIG 2




FIG 3

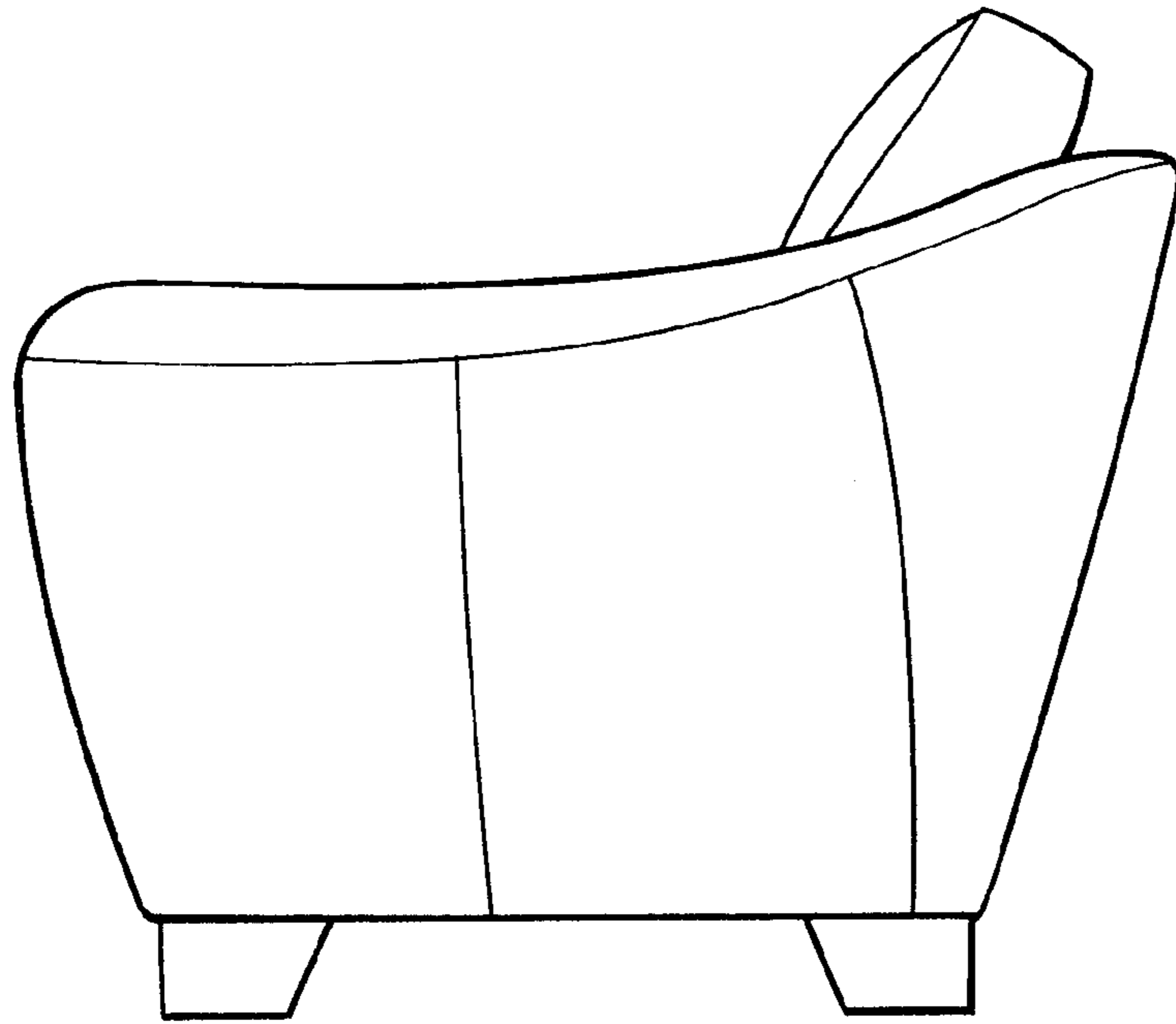


FIG 4




FIG 5




FIG 6




FIG 7