



US00D533719S

(12) **United States Design Patent**
Spade

(10) **Patent No.:** **US D533,719 S**

(45) **Date of Patent:** **** Dec. 19, 2006**

(54) **BAG CLASP**

(75) Inventor: **Kate Spade**, New York, NY (US)
(73) Assignee: **Kate Spade LLC**, New York, NY (US)
(**) Term: **14 Years**

(21) Appl. No.: **29/222,591**
(22) Filed: **Feb. 1, 2005**

(51) **LOC (8) Cl.** **03-01**
(52) **U.S. Cl.** **D3/324**
(58) **Field of Classification Search** D3/231,
D3/232, 233, 234, 237, 238, 240, 241, 242,
D3/243, 245, 246, 303, 318, 321, 322, 323,
D3/324, 325, 326, 902; 150/100, 106, 107,
150/110, 111, 112, 118, 900, 103; 190/100,
190/109, 112, 115, 119, 121, 902, 903; 383/4,
383/6, 7, 8, 10, 12, 25, 26, 27, 29, 31, 37,
383/14; D8/382; 16/114.1; 24/68 D, 310;
292/DIG. 48, DIG. 50

See application file for complete search history.

(56) **References Cited**

U.S. PATENT DOCUMENTS

D133,410 S	*	8/1942	Detkin et al.	D3/322
D139,345 S	*	11/1944	Appel	D3/322
D139,699 S	*	12/1944	Robbins	D3/322
D171,875 S	*	4/1954	Ames	D3/243
2,798,524 A	*	7/1957	Ryon	150/118
D451,677 S	*	12/2001	Kim	D3/324

OTHER PUBLICATIONS

Four photographs of a prior art bag clasp.

* cited by examiner

Primary Examiner—Louis S. Zarfes

Assistant Examiner—Monica A. Weingart

(74) *Attorney, Agent, or Firm*—Michael R. Gilman, Esq.;
Kaplan Gilman Gibson & Dernier LLP

(57) **CLAIM**

The ornamental design for bag clasp, as shown and described.

DESCRIPTION

FIG. 1 is a front elevational view of a bag clasp showing my new design;

FIG. 2 is an alternate front elevational view in a different position thereof;

FIG. 3 is right side elevational view of FIG. 2 thereof;

FIG. 4 is a front elevational view of FIG. 2 thereof;

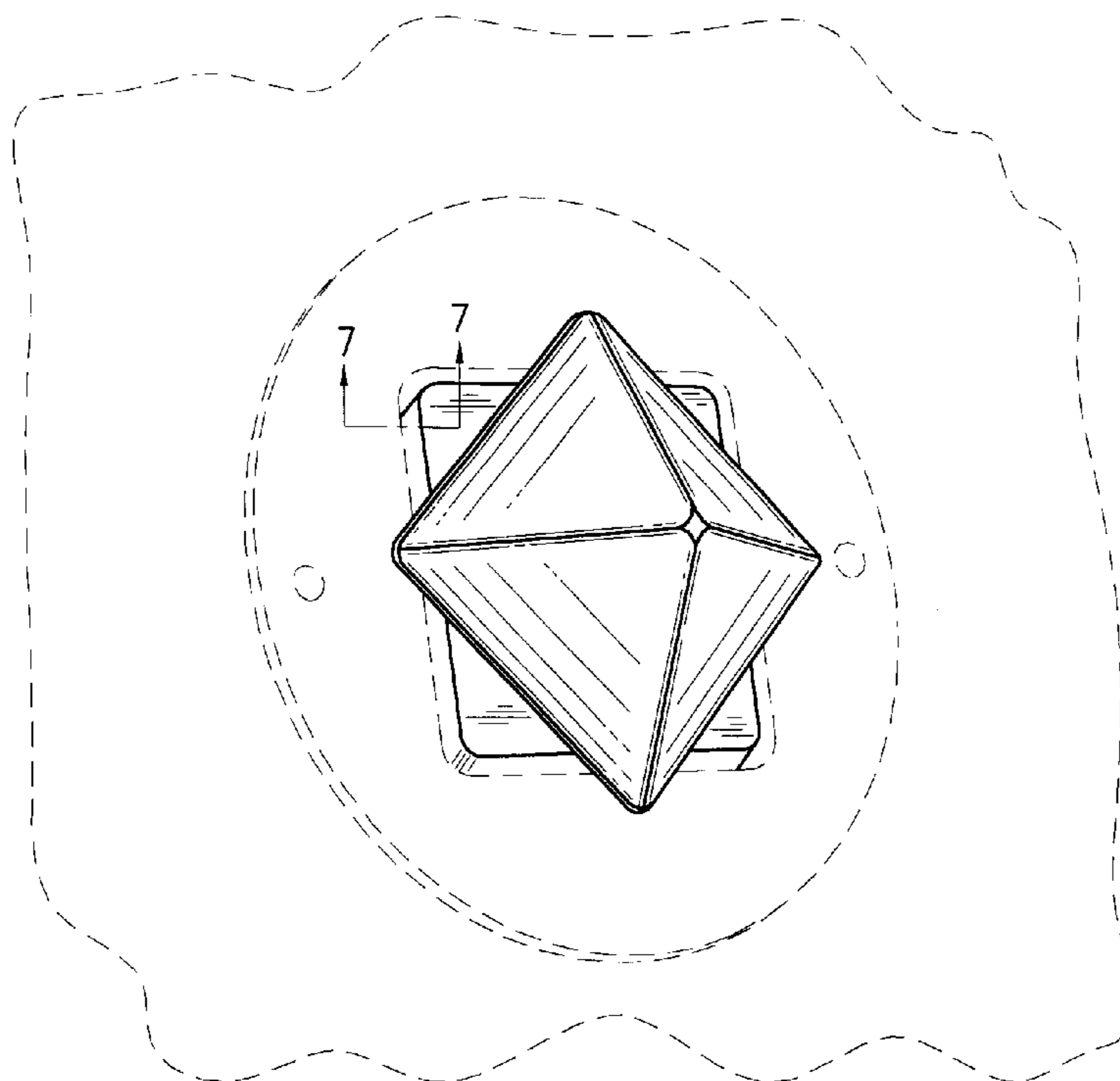
FIG. 5 is a left side elevational view of FIG. 2 thereof;

FIG. 6 is an enlarged perspective view of FIG. 1 thereof; and,

FIG. 7 is a cross-sectional view taken along the lines 7—7 of FIG. 6.

The broken line showing of a handbag and portions thereof, in the views, is for illustrative purposes only and forms no part of the claimed design.

1 Claim, 5 Drawing Sheets



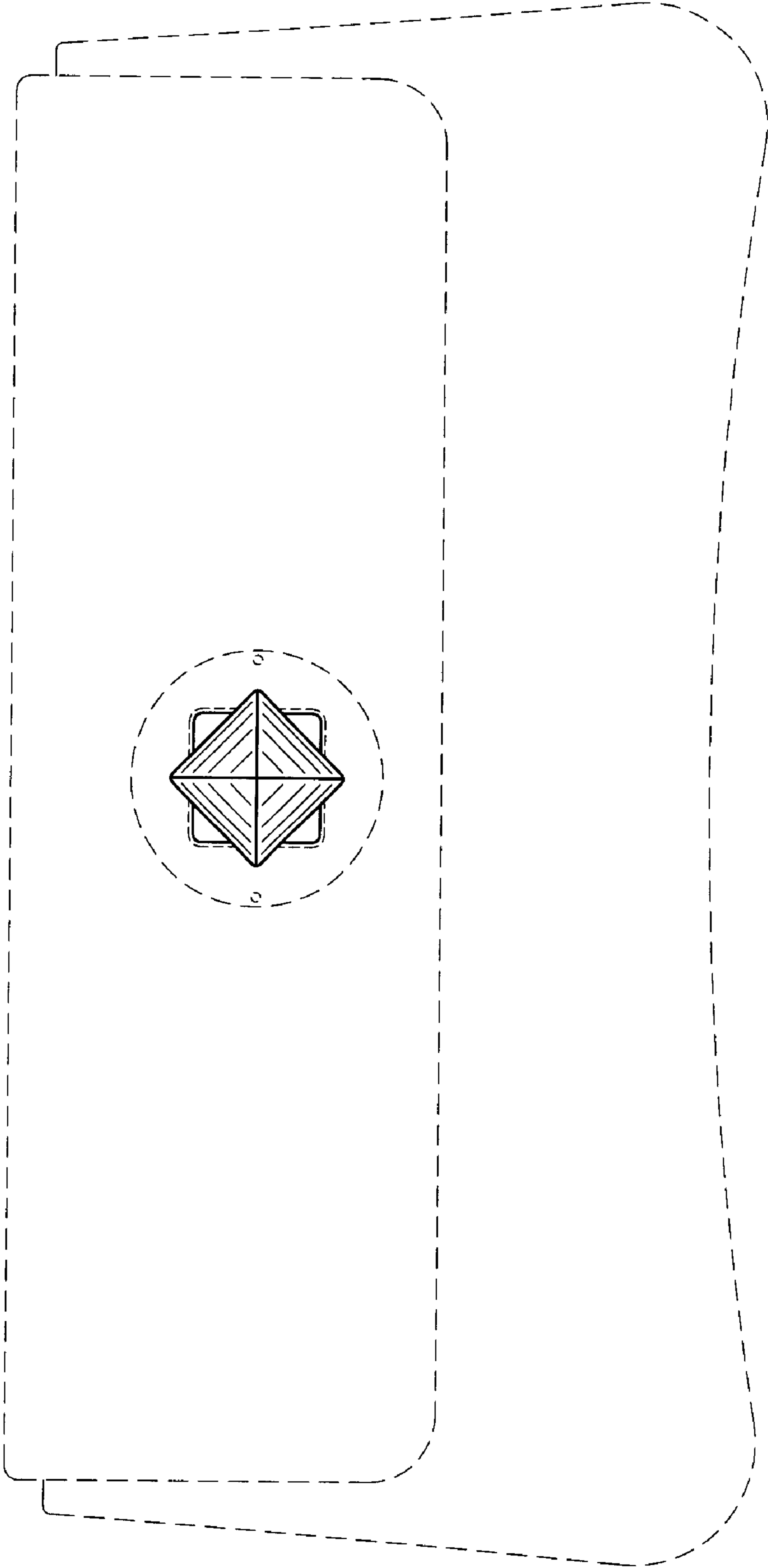


FIG. 1

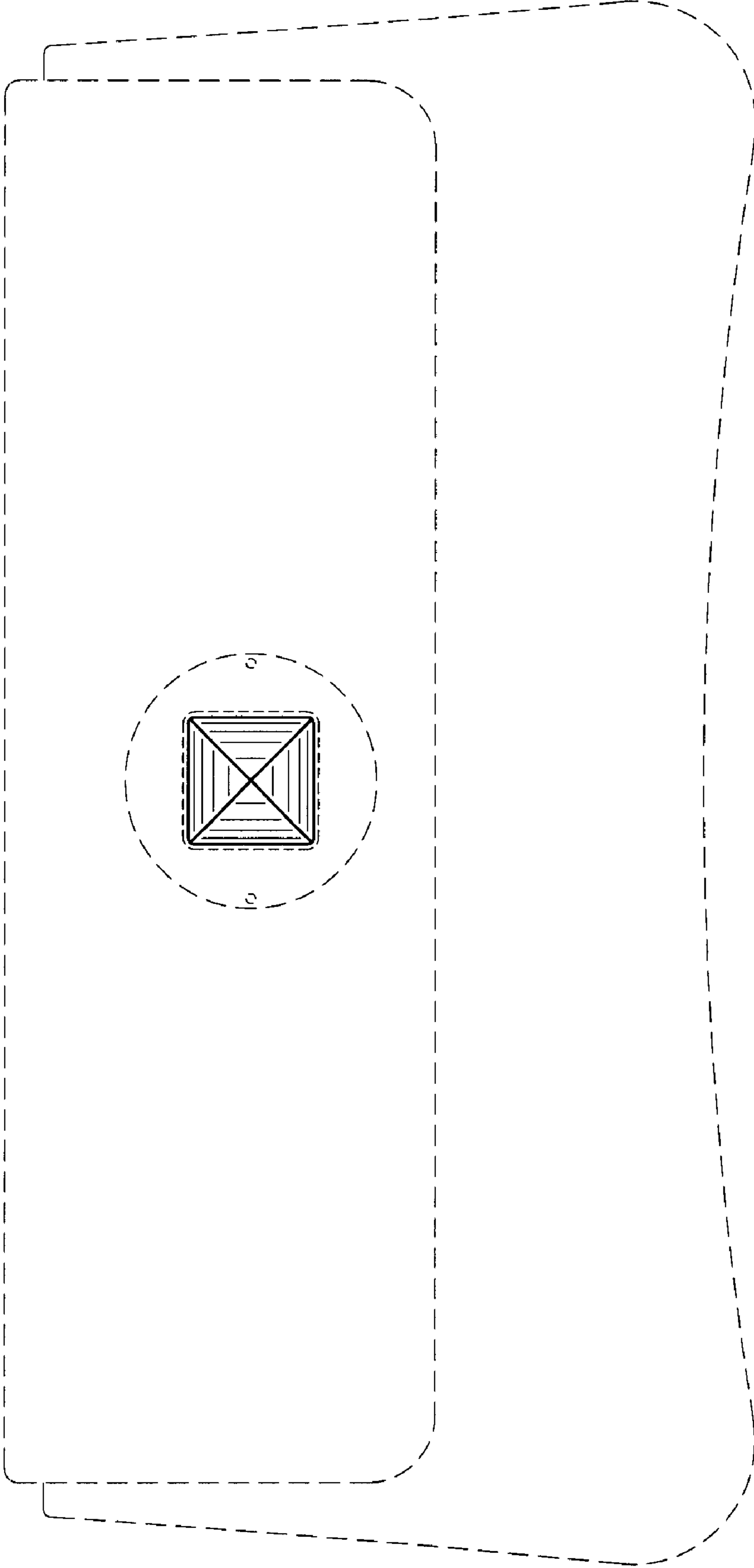


FIG. 2




FIG. 3

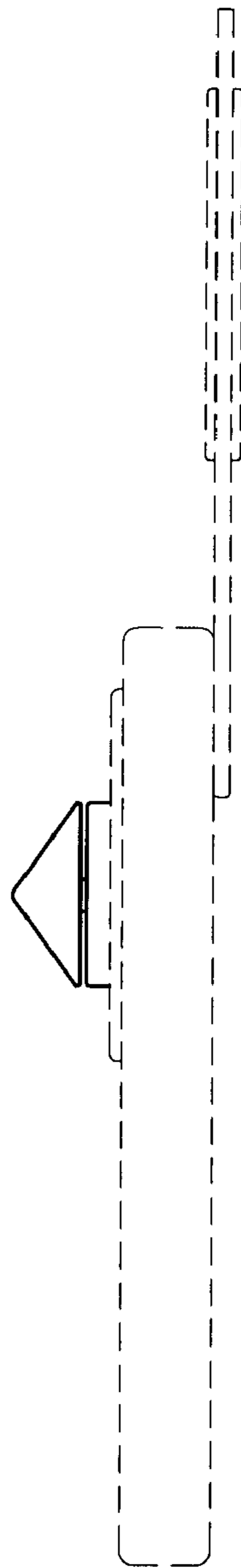
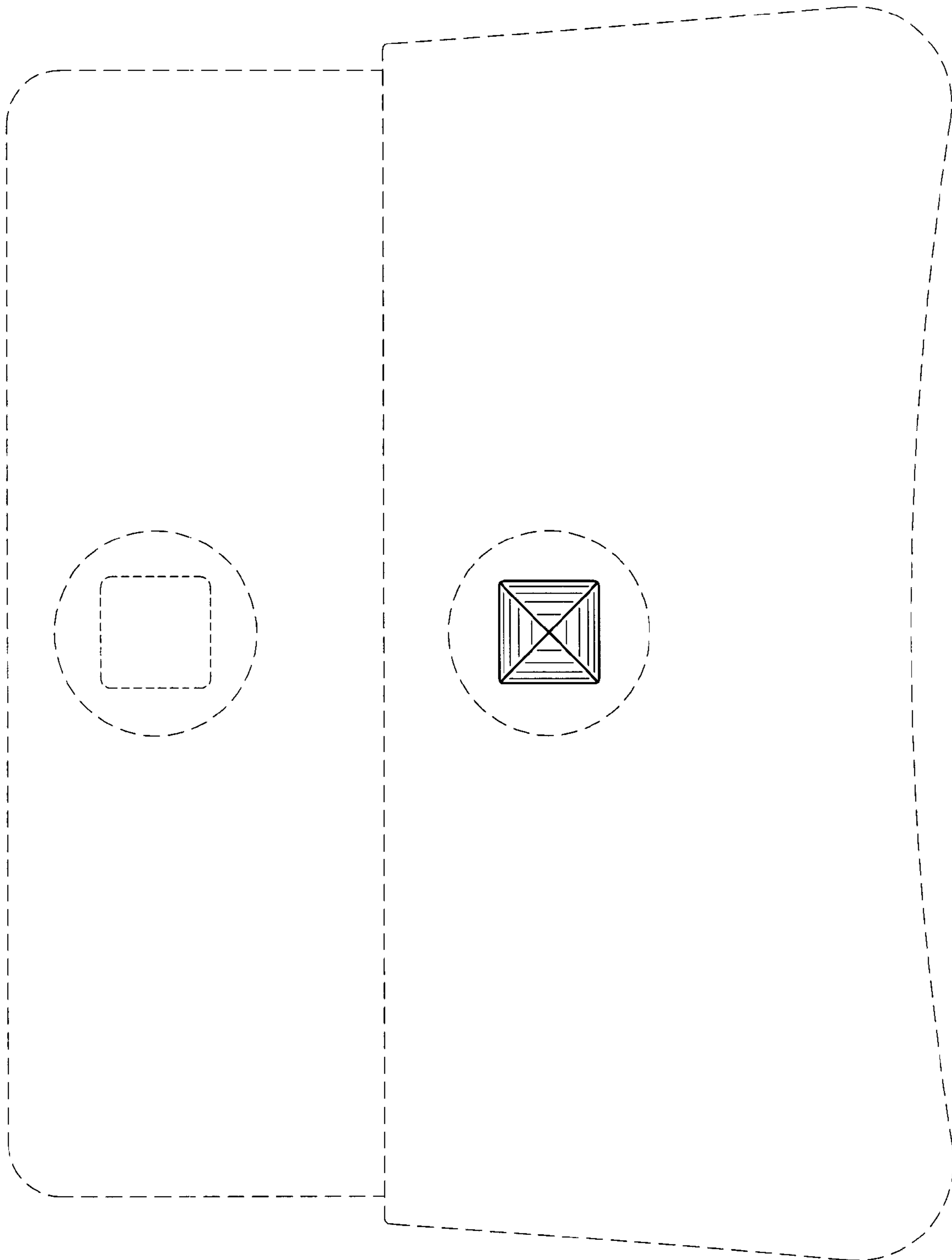


FIG. 5

FIG. 4



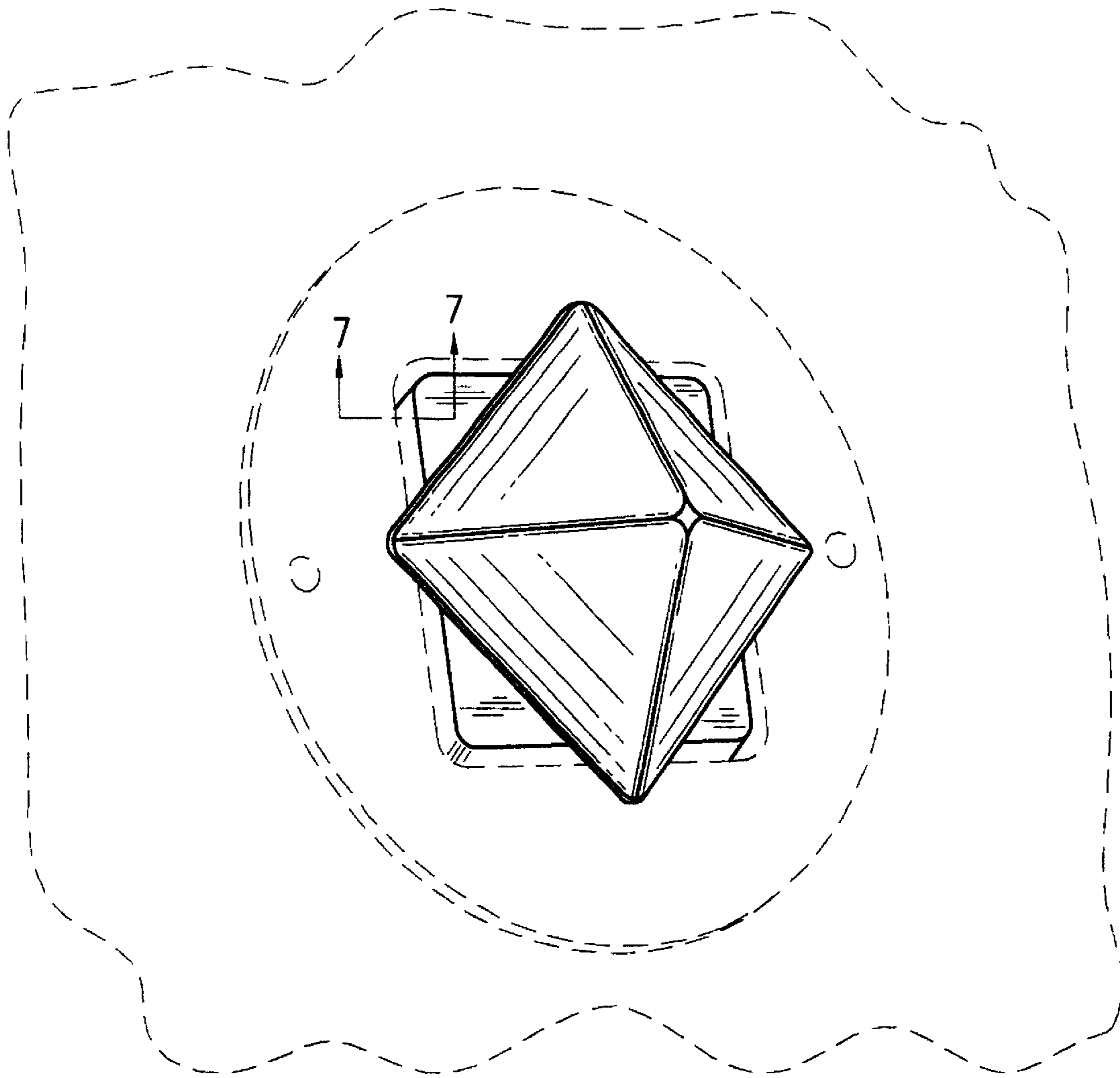


FIG. 6

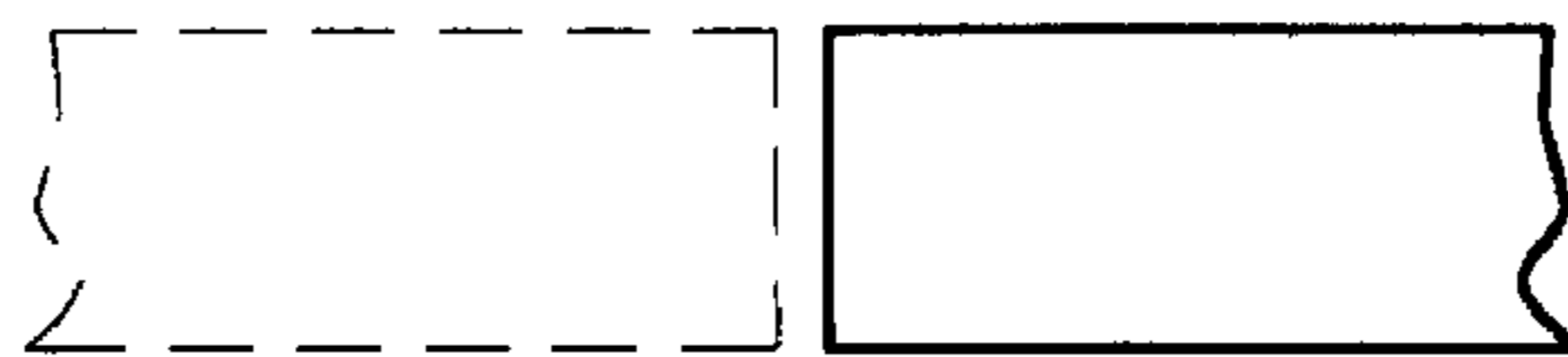


FIG. 7