



US00D533716S

(12) **United States Design Patent**
Brocart

(10) **Patent No.:** **US D533,716 S**

(45) **Date of Patent:** **** Dec. 19, 2006**

(54) **HANDBAG**

(75) Inventor: **Sophie Brocart**, Paris (FR)

(73) Assignee: **Celine**, Paris (FR)

(**) Term: **14 Years**

(21) Appl. No.: **29/230,722**

(22) Filed: **May 26, 2005**

(30) **Foreign Application Priority Data**

Nov. 29, 2004 (EM) 000260914-0003

(51) **LOC (8) Cl.** **03-01**

(52) **U.S. Cl.** **D3/246**

(58) **Field of Classification Search** D3/201,
D3/205, 206, 216, 217, 232, 238, 243, 244,
D3/245, 246, 303; 150/100, 107, 110, 111,
150/118; 190/100, 108, 109, 111, 112, 115;
383/6, 12, 22, 24, 25, 29, 37, 38, 41, 42,
383/71, 72, 74, 75, 98, 907

See application file for complete search history.

(56) **References Cited**

U.S. PATENT DOCUMENTS

D241,782 S * 10/1976 Casser D3/246

D245,645 S * 8/1977 Casser D3/243
D275,241 S * 8/1984 Schimmel D3/243
D280,679 S * 9/1985 Schimmel D3/243
4,561,525 A * 12/1985 Shidner 190/109
6,334,519 B1 * 1/2002 Tong 190/111

* cited by examiner

Primary Examiner—Louis S. Zarfes

Assistant Examiner—Monica A Weingart

(74) *Attorney, Agent, or Firm*—Finnegan, Henderson,
Farabow, Garrett & Dunner, L.L.P.

(57) **CLAIM**

The ornamental design for a handbag, as shown and described.

DESCRIPTION

FIG. 1 is a front perspective view of a handbag of my new design;

FIG. 2 is a front view thereof;

FIG. 3 is a rear view thereof;

FIG. 4 is a right-end view thereof;

FIG. 5 is a left-end view thereof;

FIG. 6 is a top view thereof; and,

FIG. 7 is a bottom view thereof.

1 Claim, 4 Drawing Sheets





FIG. 1



FIG. 2




FIG. 3




FIG. 4



FIG. 5




FIG. 6




FIG. 7