



US00D533710S

(12) **United States Design Patent** (10) **Patent No.:** **US D533,710 S**
Lupo (45) **Date of Patent:** **** Dec. 19, 2006**

(54) **PORTION OF A SHOE UPPER**

D513,554 S 1/2006 Matis et al.
D517,301 S * 3/2006 Stryjak et al. D2/969

(75) Inventor: **Bo Lupo**, Portland, OR (US)

OTHER PUBLICATIONS

(73) Assignee: **Nike, Inc.**, Beaverton, OH (US)

Nike Footwear Catalog Fall 1994, p. 158, published Nov. 1993.

(**) Term: **14 Years**

Nike Footwear Catalog Holiday 1999 (Women's), p. W54, published Mar. 1999.

(21) Appl. No.: **29/247,137**

Nike Footwear Catalog Spring 2001, pp. 30 (Women's) and 121 (Men's), published Jun. 2000.

(22) Filed: **Jun. 1, 2006**

Nike Footwear Catalog Late Spring 2002, p. 15, published Sep. 2001.

(51) **LOC (8) Cl.** **02-99**

Nike Footwear Catalog Fall 2003, p. 93, published Nov. 2002.

(52) **U.S. Cl.** **D2/972**

(58) **Field of Classification Search** D2/902,
D2/907, 908, 943, 944, 969, 972-974; 36/45,
36/50.1, 77 M, 77 R, 83, 88, 113, 114, 126-131
See application file for complete search history.

Nike Footwear Catalog Holiday 2005, p. 127, published Mar. 2005.

* cited by examiner

(56) **References Cited**

Primary Examiner—Dominic Simone

U.S. PATENT DOCUMENTS

(74) *Attorney, Agent, or Firm*—Banner & Witcoff, Ltd.

D93,367 S	7/1934	Weidner	
D108,481 S	1/1938	Parker	
D233,636 S	11/1974	Schneider	
4,393,605 A	7/1983	Spreng	
4,447,971 A	5/1984	Bente	
D348,977 S	7/1994	Koh	
D397,855 S	* 9/1998	Clarke	D2/972
D407,548 S	4/1999	Holmes	
D407,552 S	* 4/1999	McCourt	D2/972
D423,205 S	4/2000	Fallon	
D424,796 S	5/2000	Matis	
D432,292 S	10/2000	Kim	
D432,776 S	10/2000	McDowell	
D432,778 S	10/2000	McCourt	
D440,035 S	4/2001	Smith	
D451,271 S	12/2001	Gerber	
D460,605 S	7/2002	Whittington	
D467,413 S	* 12/2002	Rogers	D2/973
D475,518 S	* 6/2003	Lotti	D2/972
D486,629 S	2/2004	Le et al.	
D501,986 S	* 2/2005	Lotti	D2/972
D508,765 S	8/2005	Lotti	

(57) **CLAIM**

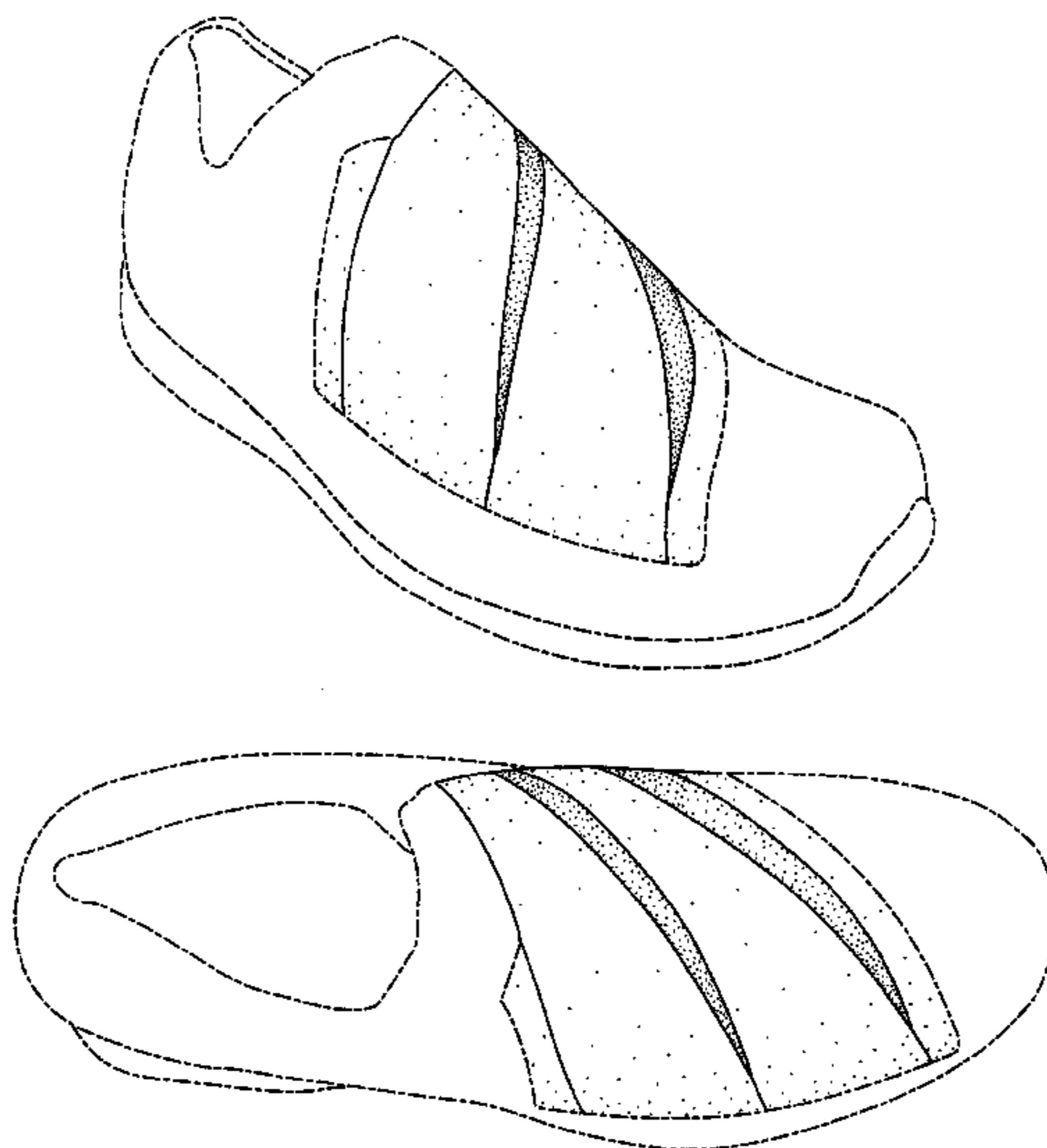
The ornamental design for a portion of a shoe upper, as shown and described.

DESCRIPTION

FIG. 1 is a front perspective view of a portion of a shoe upper showing my new design;
FIG. 2 is a left side view thereof;
FIG. 3 is a right side view of one side thereof;
FIG. 4 is a front view thereof; and,
FIG. 5 is a top view thereof.

The uneven broken line showing the remainder of the shoe is for illustrative purposes only and forms no part of the claimed design. The contrast in shading represents a change in material, texture or color. The uneven broken line immediately adjacent to the shaded area represents a portion of an unclaimed boundary of the design.

1 Claim, 5 Drawing Sheets



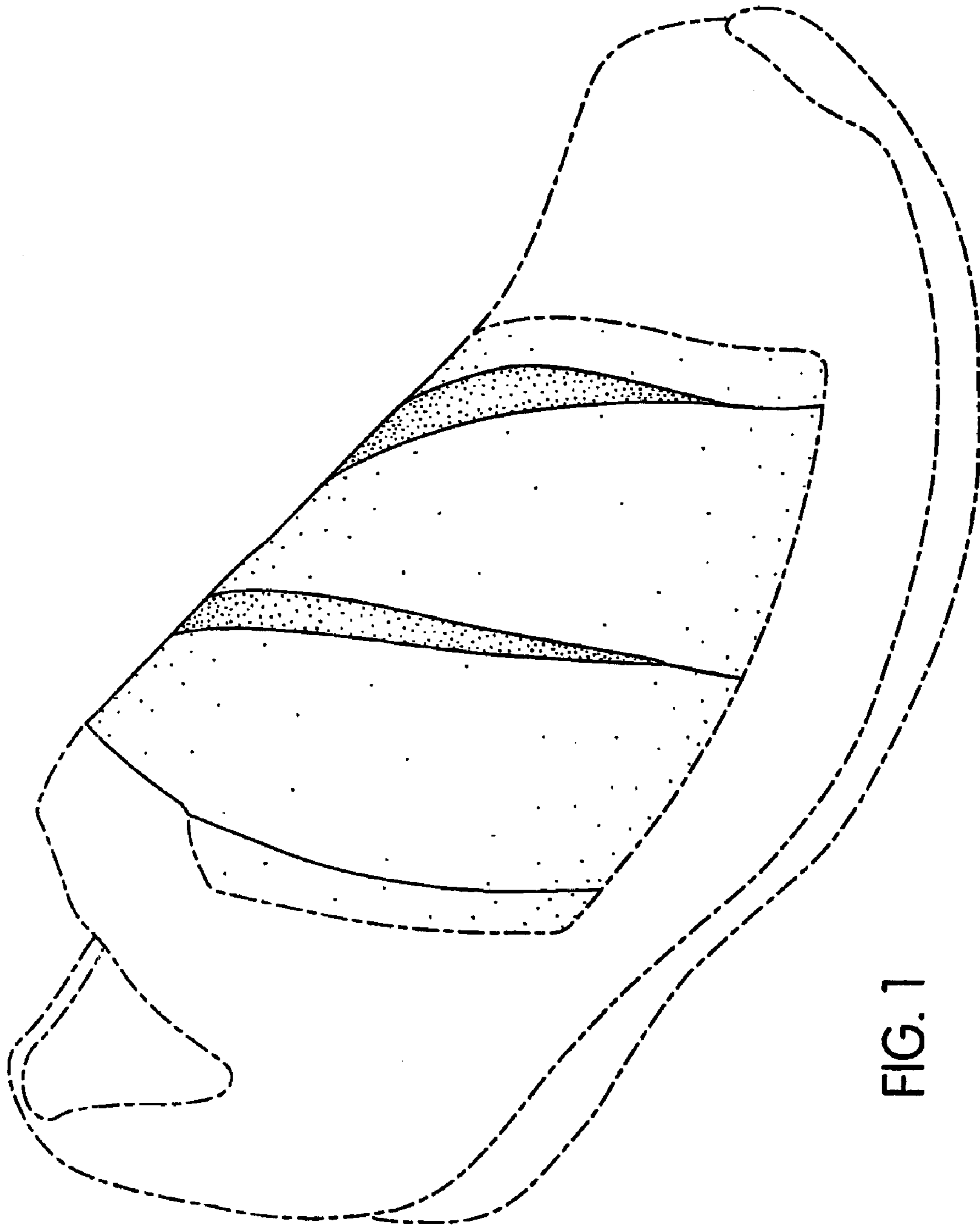


FIG. 1

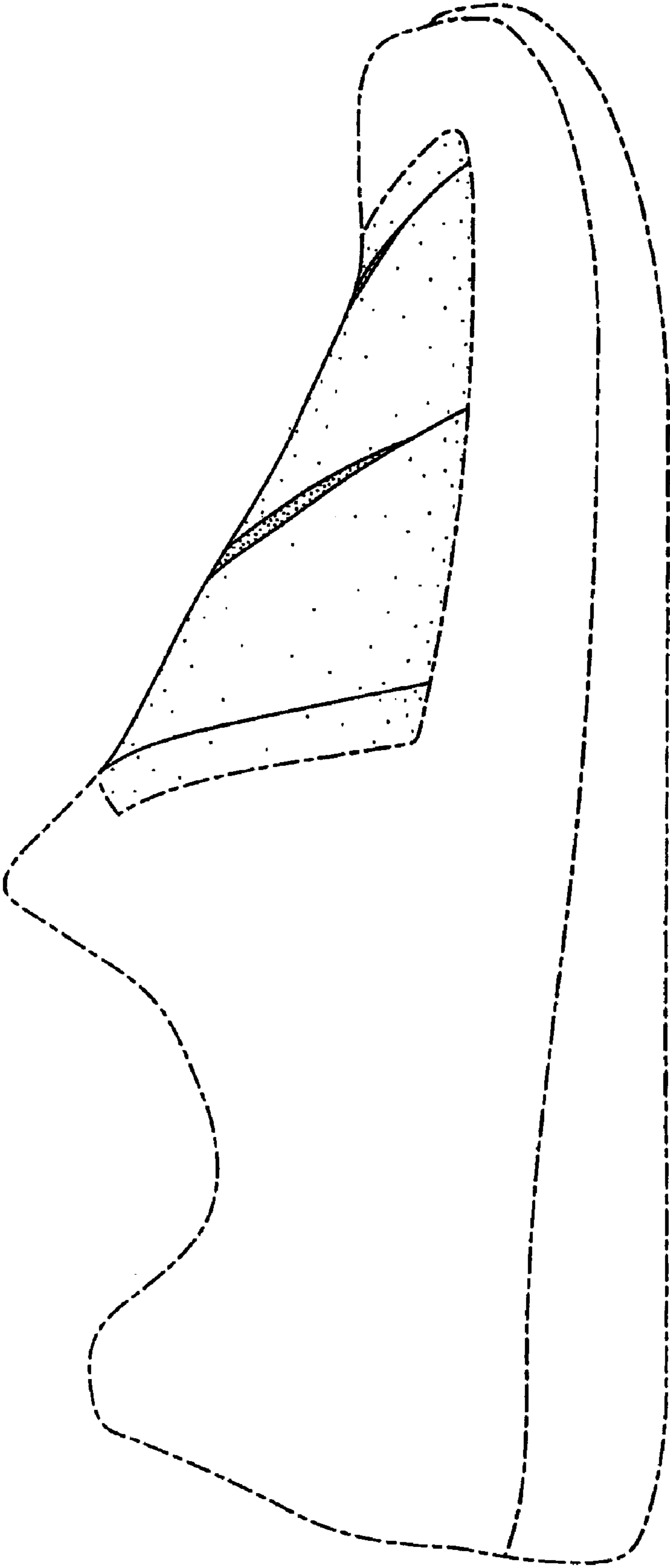


FIG. 2

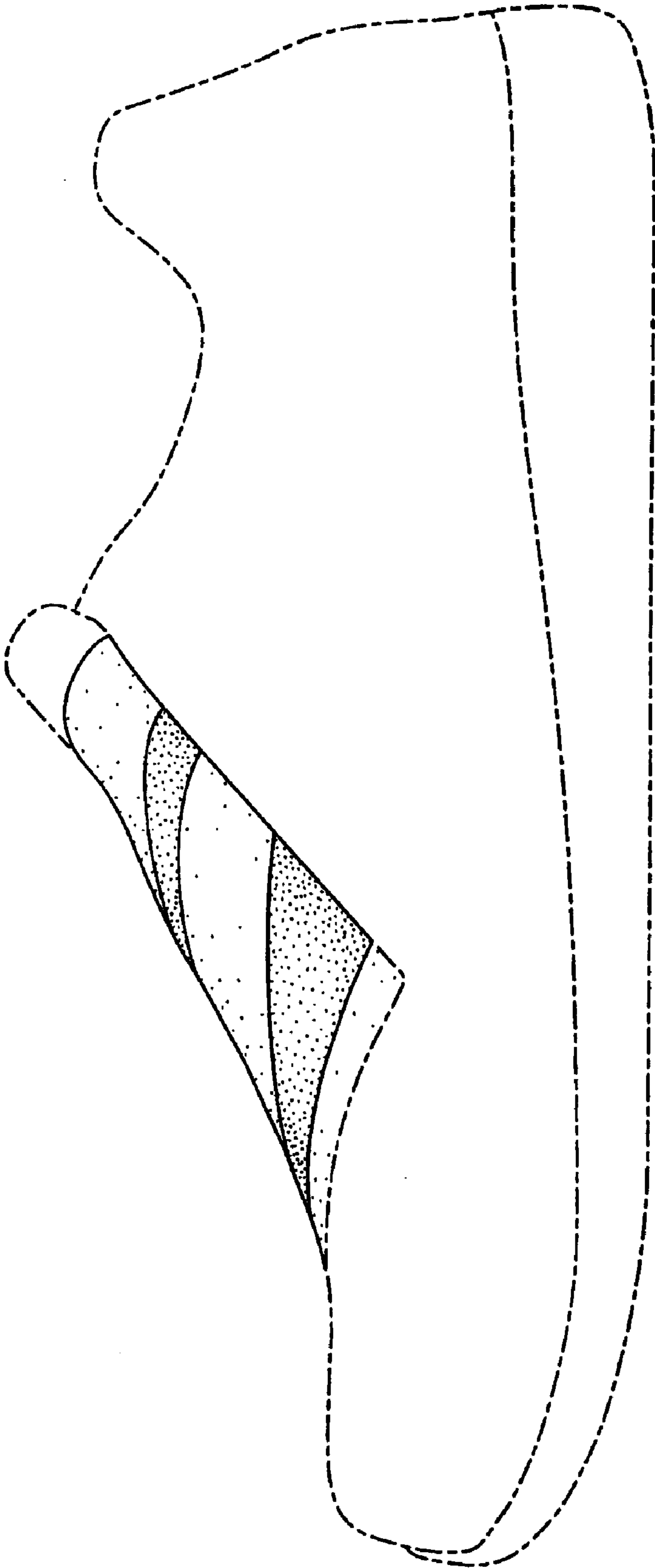


FIG. 3

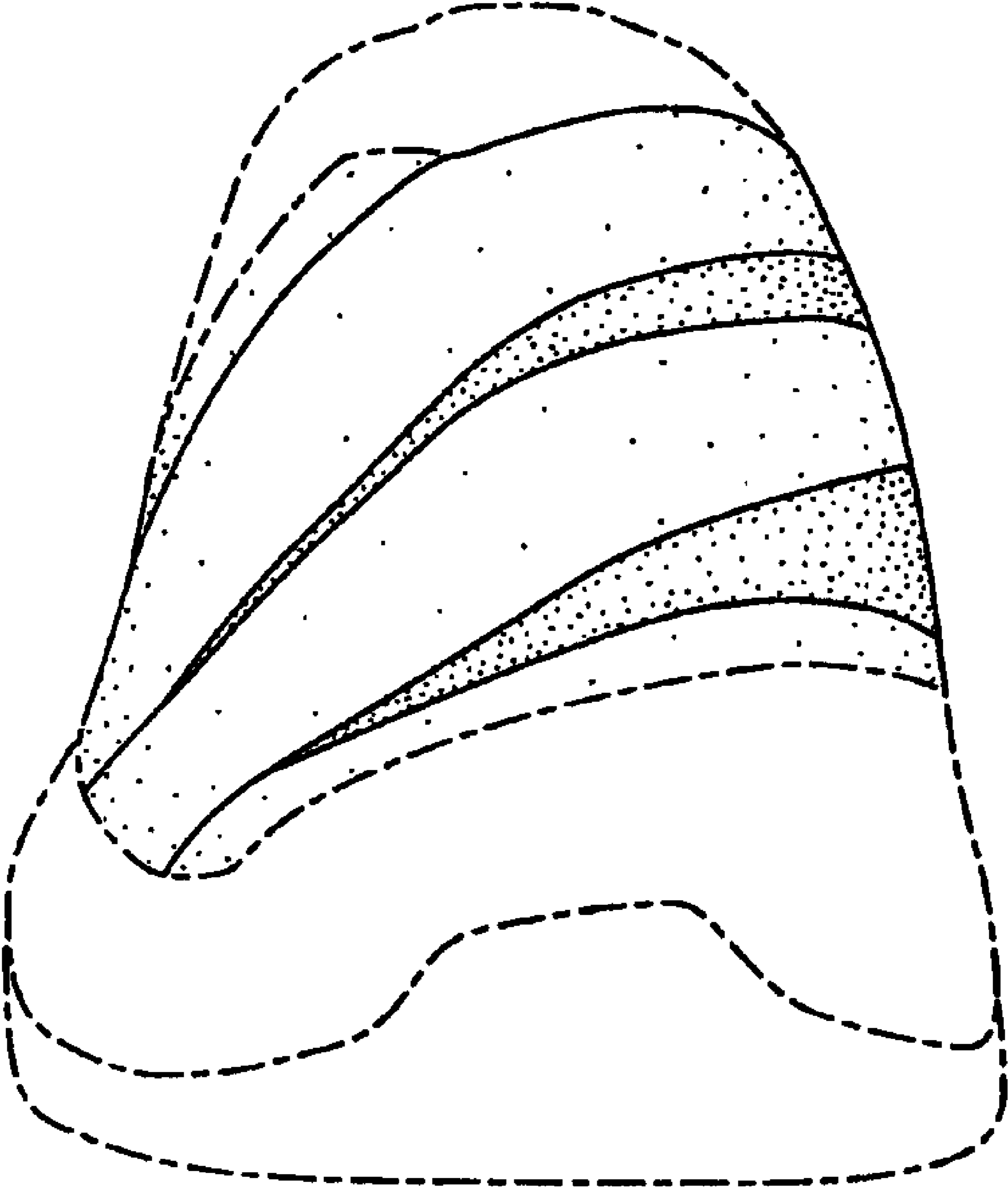


FIG. 4

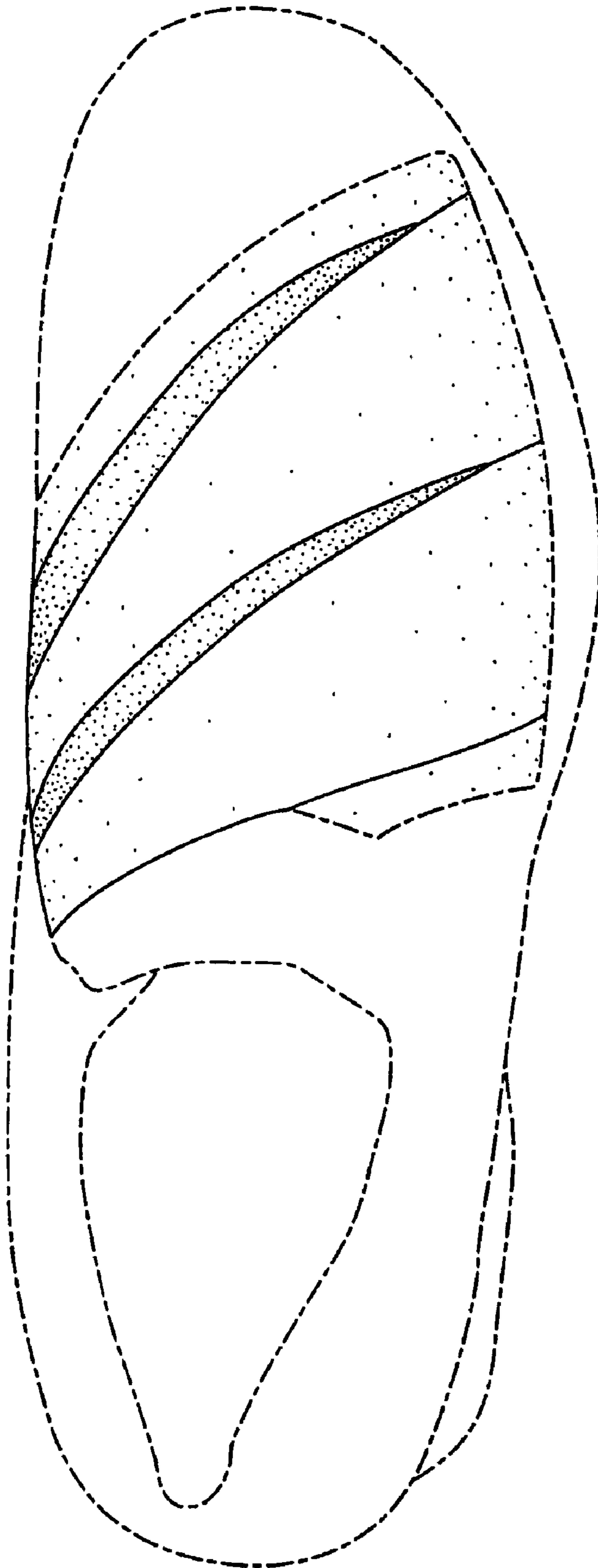


FIG. 5