



US00D533642S

(12) **United States Design Patent**
Gilbert et al.

(10) **Patent No.:** **US D533,642 S**
(45) **Date of Patent:** **** Dec. 12, 2006**

(54) **HUB FOR A BATHROOM, KITCHEN OR LAUNDRY FIXTURE**

(75) Inventors: **Christopher Jon Gilbert**, Moreland Hills, OH (US); **Judy Riley**, Valley City, OH (US)

(73) Assignee: **Moen Incorporated**, North Olmsted, OH (US)

(**) Term: **14 Years**

(21) Appl. No.: **29/223,114**

(22) Filed: **Feb. 9, 2005**

(51) **LOC (8) Cl.** **23-01**

(52) **U.S. Cl.** **D23/249**; D6/524

(58) **Field of Classification Search** D23/238–257; D8/250–257, 300–322, DIG. 3; 16/110.1; 4/675–678; 137/801; D6/524

See application file for complete search history.

(56) **References Cited**

U.S. PATENT DOCUMENTS

D76,904 S	2/1928	Smith	
D76,713 S	10/1928	Smith	
D76,827 S	11/1928	Smith	
D76,903 S	11/1928	Smith	
D97,941 S	* 12/1935	Levett D6/524
D208,103 S	* 7/1967	Donner D23/249
D280,009 S	8/1985	Miller et al.	
D287,163 S	12/1986	Piesco	
D287,269 S	12/1986	Piesco	
D378,231 S	2/1997	Dubin	
D429,521 S	8/2000	Doughty et al.	
D437,631 S	2/2001	Robbins	
D444,853 S	7/2001	Lord	
D459,791 S	7/2002	Yegyayan	
D461,536 S	8/2002	Singtoroj	

D465,558 S	11/2002	Ouyoung	
D465,828 S	11/2002	Yegyayan	
D467,320 S	12/2002	Yegyayan	
D468,405 S	1/2003	McKeone	
D476,721 S	7/2003	Ouyoung	
D477,053 S	7/2003	Schönherr et al.	
D477,057 S	7/2003	Schönherr et al.	
D477,386 S	7/2003	Schönherr et al.	
D484,951 S	1/2004	Lin	
D487,924 S	3/2004	Lin	
D487,925 S	3/2004	Lin	
D488,541 S	4/2004	Lin	
D490,504 S	5/2004	Lin	
D490,879 S	6/2004	Lin	
D512,129 S	* 11/2005	Gilbert D23/250
D519,766 S	* 5/2006	Gilbert D6/524

* cited by examiner

Primary Examiner—Louis S. Zarfes

Assistant Examiner—Gregory Andoll

(74) *Attorney, Agent, or Firm*—Clafee, Halter & Griswold LLP

(57) **CLAIM**

The ornamental design for a hub for a bathroom, kitchen or laundry fixture, as shown and described.

DESCRIPTION

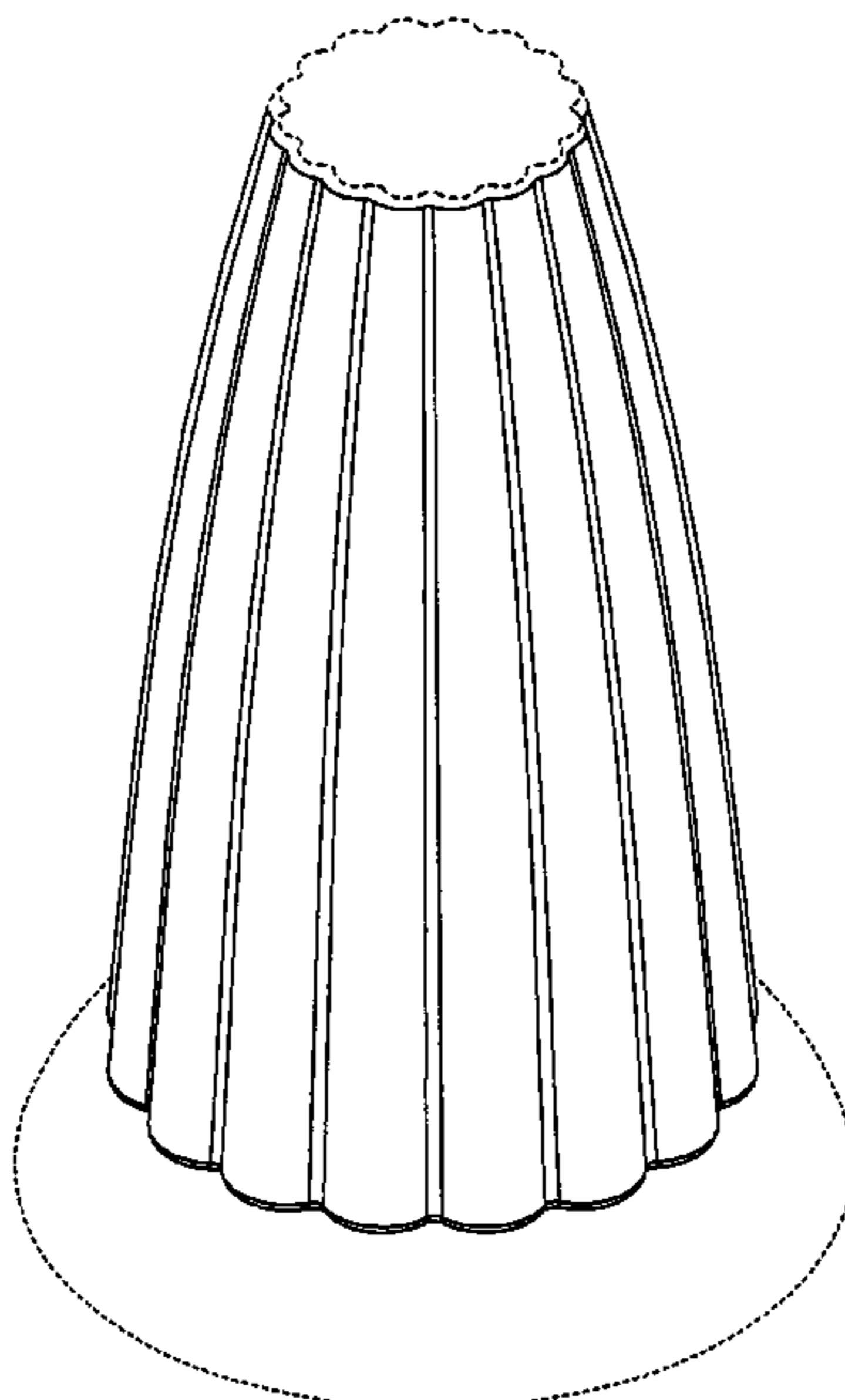
FIG. 1 is a perspective view of a hub for a bathroom, kitchen or laundry fixture of the new design;

FIG. 2 is a front elevational view of the hub for a bathroom, kitchen or laundry fixture of FIG. 1; and,

FIG. 3 is a top plan view of the hub for a bathroom, kitchen or laundry fixture of FIG. 1.

The rear elevational, right side elevational and left side elevational views are identical to the front view shown in FIG. 2. The portions of the Figures shown in broken lines are not part of the claimed design but are for illustration only.

1 Claim, 2 Drawing Sheets



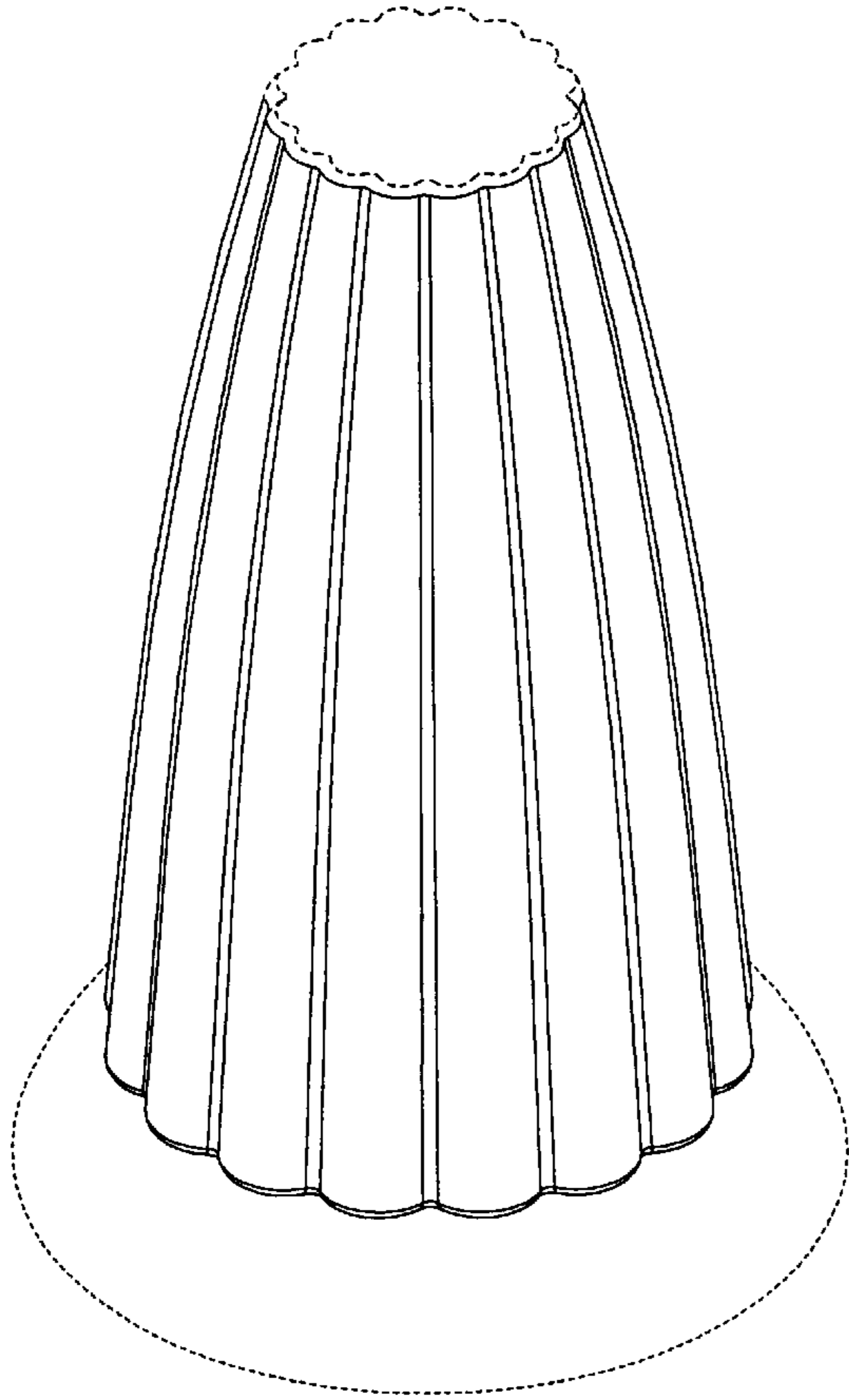


FIG. 1

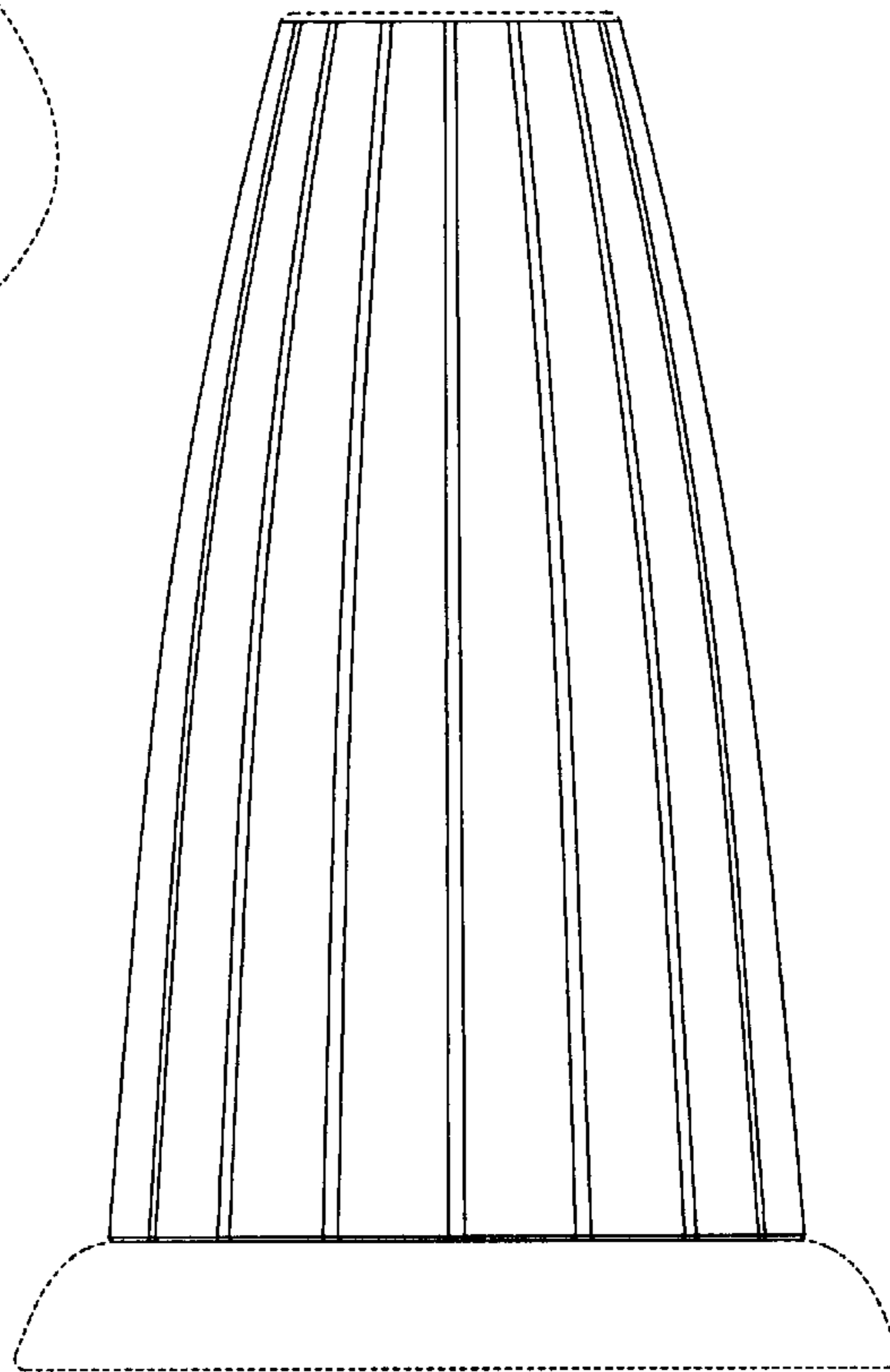


FIG. 2




FIG. 3