



US00D533626S

(12) **United States Design Patent**  
**Sadler**

(10) **Patent No.:** **US D533,626 S**

(45) **Date of Patent:** **\*\* Dec. 12, 2006**

(54) **QUADRUPLE HEAD ADJUSTABLE SHOWER FITTING**

(75) Inventor: **Marc Sadler**, Milan (IT)

(73) Assignee: **American Standard Europe B.V.B.A.**,  
Brussels (BE)

(\*\*) Term: **14 Years**

(21) Appl. No.: **29/230,695**

(22) Filed: **May 25, 2005**

(30) **Foreign Application Priority Data**

Nov. 29, 2004 (EM) ..... 000259155

(51) **LOC (8) Cl.** ..... **23-01**

(52) **U.S. Cl.** ..... **D23/213**

(58) **Field of Classification Search** ..... D23/213,  
D23/229-230; D24/201; 4/541.6; 239/282-3,  
239/587.1, 587.5, 587.6

See application file for complete search history.

(56) **References Cited**

**U.S. PATENT DOCUMENTS**

D297,160 S \* 8/1988 Robbins ..... D23/213

5,230,472 A \* 7/1993 McCabe ..... 239/443  
D450,804 S \* 11/2001 Srinath et al. .... D23/213  
D503,211 S \* 3/2005 Lin ..... D23/213  
D506,242 S \* 6/2005 Spangler ..... D23/213

\* cited by examiner

*Primary Examiner*—Robin Webster

(57) **CLAIM**

The ornamental design for a quadruple head adjustable shower fitting, as shown and described.

**DESCRIPTION**

FIG. 1 is a bottom perspective view of a quadruple head adjustable shower fitting showing my new design;

FIG. 2 is a top perspective view thereof;

FIG. 3 is a front view thereof;

FIG. 4 is a bottom view thereof;

FIG. 5 is a left side view thereof;

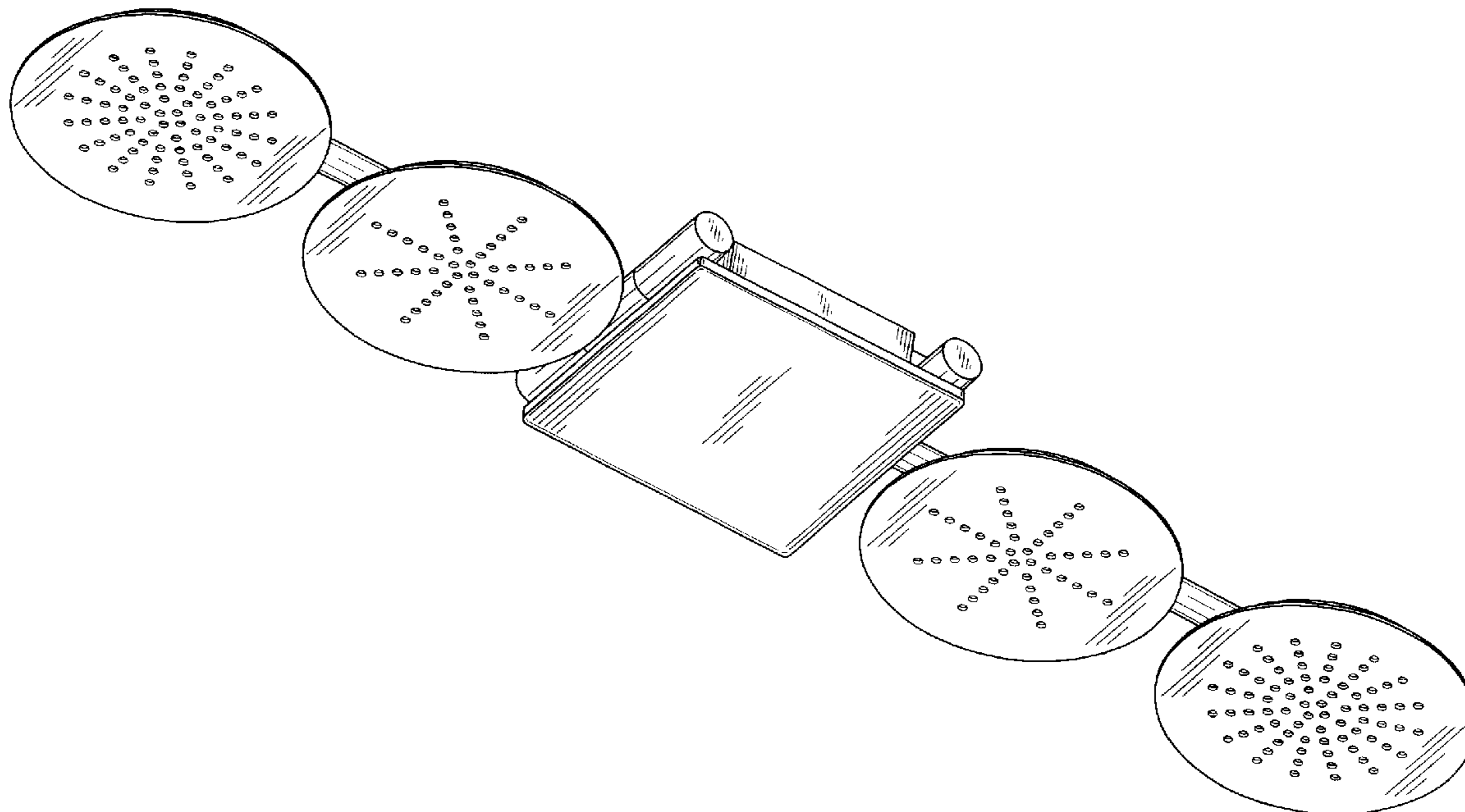
FIG. 6 is a right side view thereof;

FIG. 7 is a rear view thereof; and,

FIG. 8 is a top view thereof.

The broken line showing in FIG. 8 is for illustrative purposes only and forms no part of the claimed design.

**1 Claim, 4 Drawing Sheets**



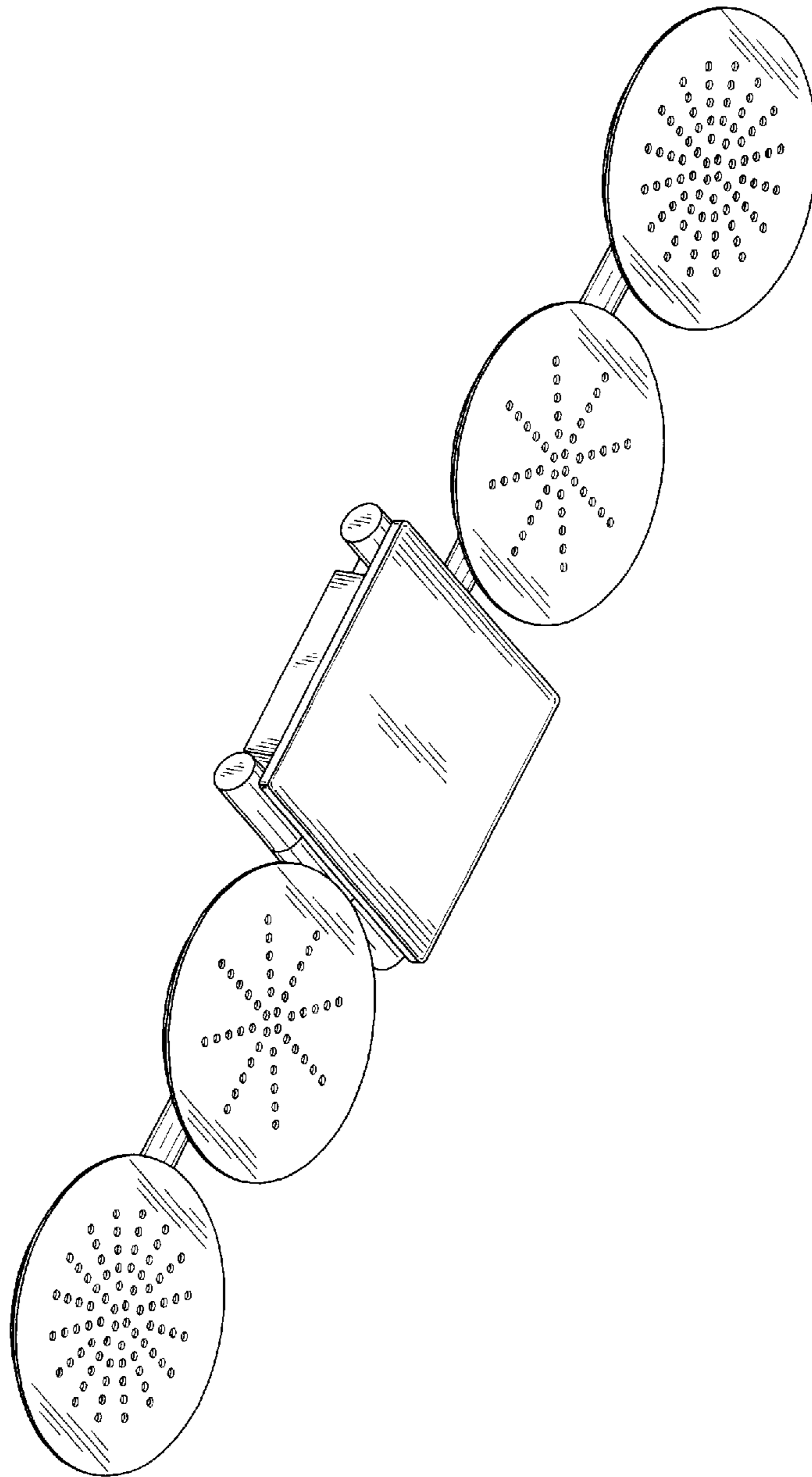


FIG. 1

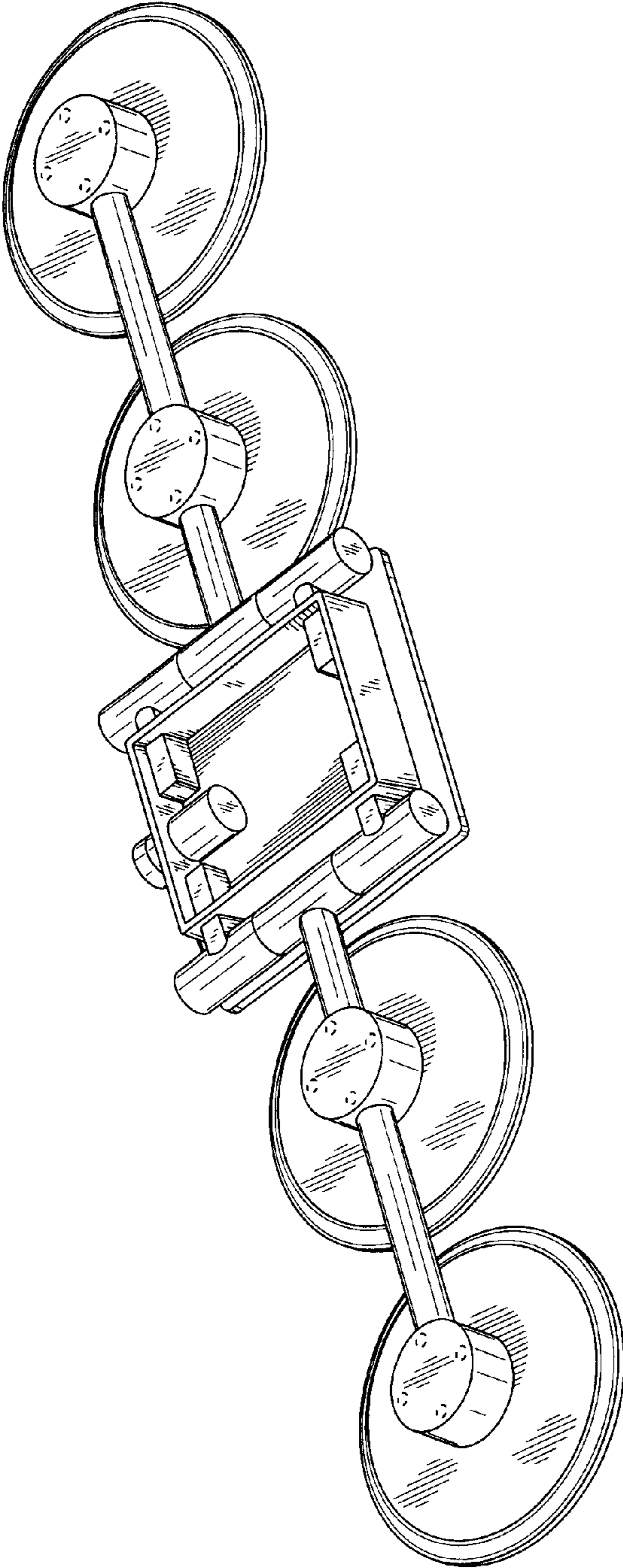


FIG. 2

FIG. 3

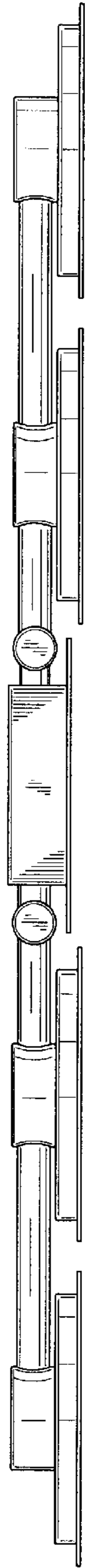


FIG. 4




FIG. 5

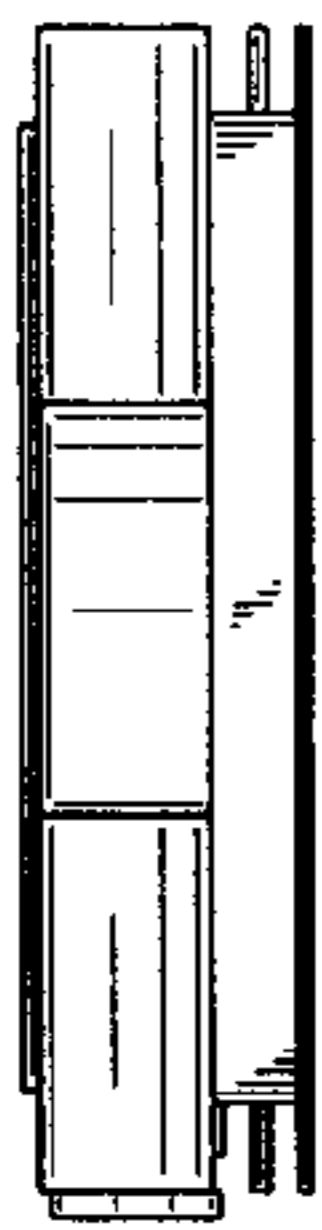


FIG. 6



FIG. 7

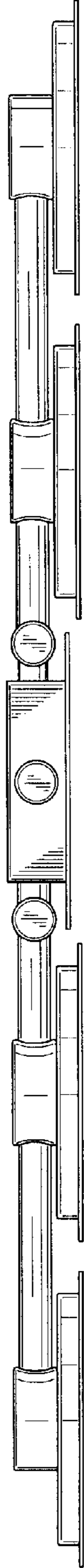


FIG. 8

