



US00D533619S

(12) **United States Design Patent**
Kaloustian

(10) **Patent No.:** **US D533,619 S**

(45) **Date of Patent:** **** Dec. 12, 2006**

(54) **MALLET STYLE SHILLELAGH**

(75) **Inventor:** **Sahag Kaloustian**, 823 Luca Ave., San Diego, CA (US) 92020

(73) **Assignees:** **Sahag Kaloustian**, El Cajon, CA (US); **Jonh Busarelos**, El Cajon, CA (US)

(**) **Term:** **14 Years**

(21) **Appl. No.:** **29/238,704**

(22) **Filed:** **Sep. 20, 2005**

(51) **LOC (8) Cl.** **22-02**

(52) **U.S. Cl.** **D22/117; D8/77; D3/7; D21/725**

(58) **Field of Classification Search** D3/7; D22/117, 118; D8/75, 76, 77, 78, 79; D21/725; 463/47.2; 81/20, 21, 19

See application file for complete search history.

(56) **References Cited**

U.S. PATENT DOCUMENTS

D261,199 S * 10/1981 Dockery D3/7
D261,539 S 10/1981 Smith
4,796,648 A * 1/1989 Goulter 135/65

D303,134 S * 8/1989 Hutton D22/117
D319,276 S * 8/1991 Keeler D21/735
D324,944 S * 3/1992 Stupak D3/7
5,265,871 A * 11/1993 Hanley 473/415
5,361,793 A * 11/1994 Stahnke 135/65
D481,722 S * 11/2003 Ma D14/371
D490,679 S 6/2004 Hung

* cited by examiner

Primary Examiner—Philip S. Hyder

(74) *Attorney, Agent, or Firm*—Virginia P. Shogren

(57) **CLAIM**

The ornamental design for a mallet style shillelagh, substantially as shown and described.

DESCRIPTION

FIG. 1 is a perspective view of the mallet style shillelagh in accordance with the invention;

FIG. 2 is a front elevational view thereof;

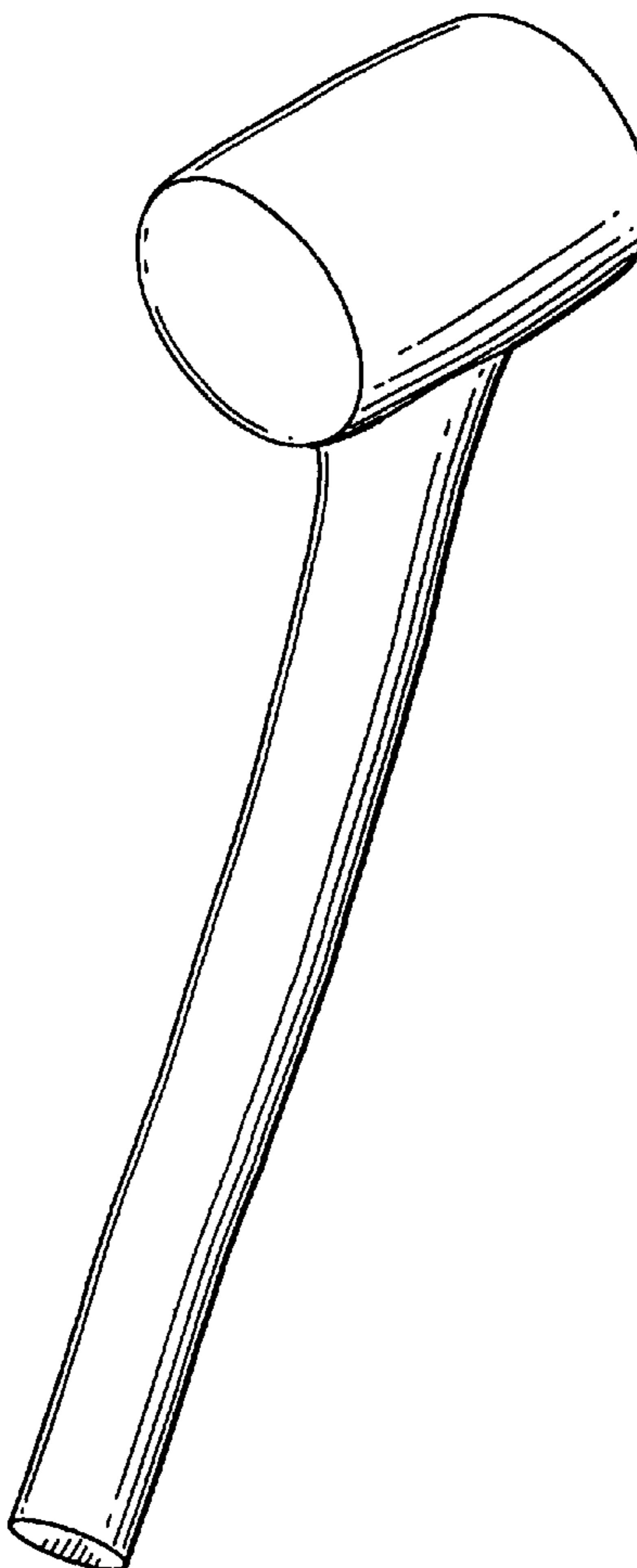
FIG. 3 is right side elevational view thereof;

FIG. 4 is a bottom plan view thereof;

FIG. 5 is a top plan view thereof; and,

FIG. 6 is a left side elevational view thereof.

1 Claim, 1 Drawing Sheet



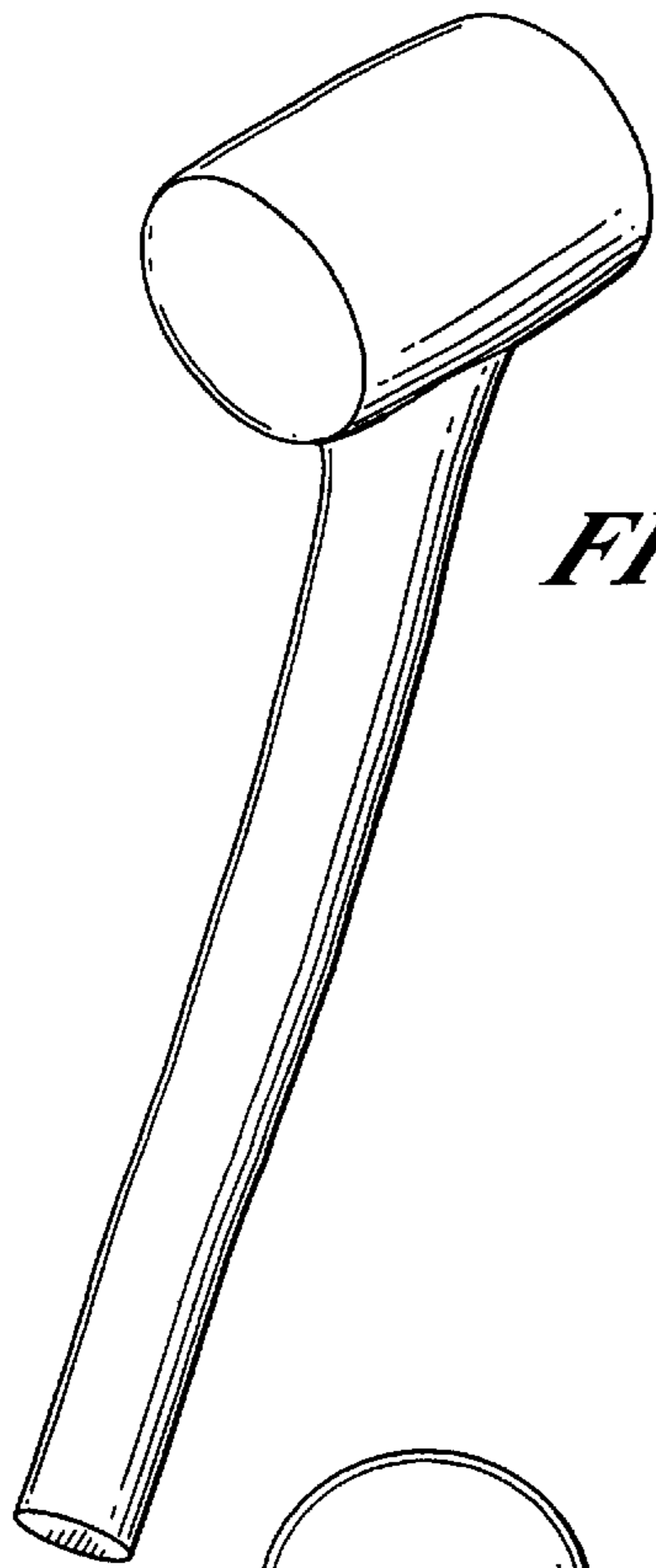


FIG. 1

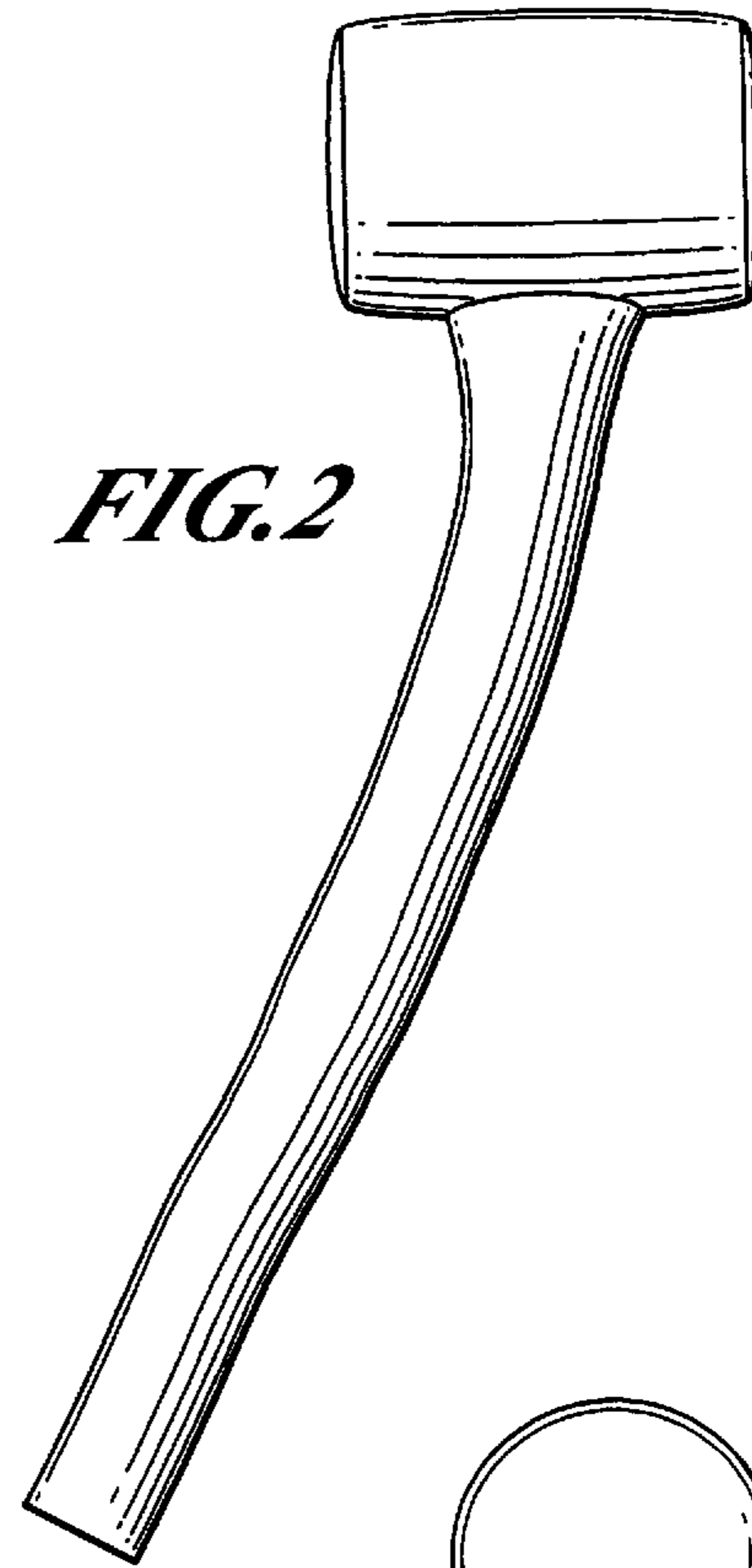


FIG. 2

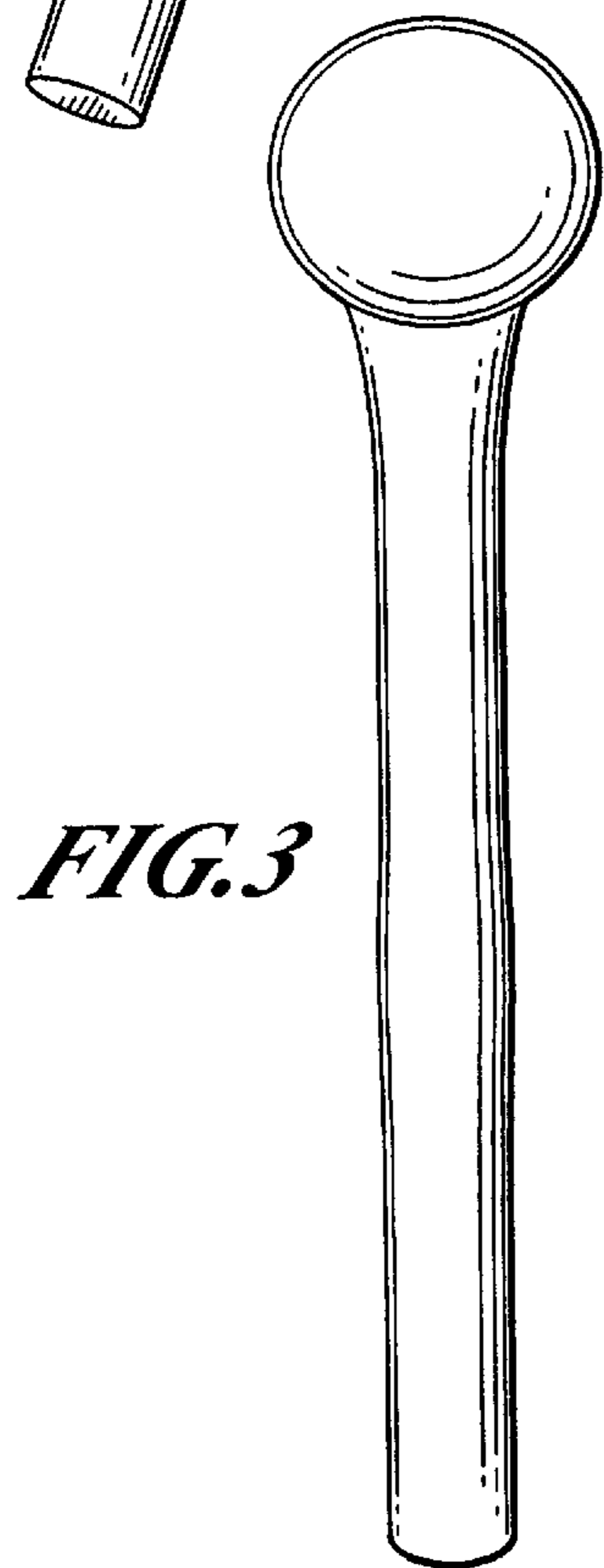


FIG. 3

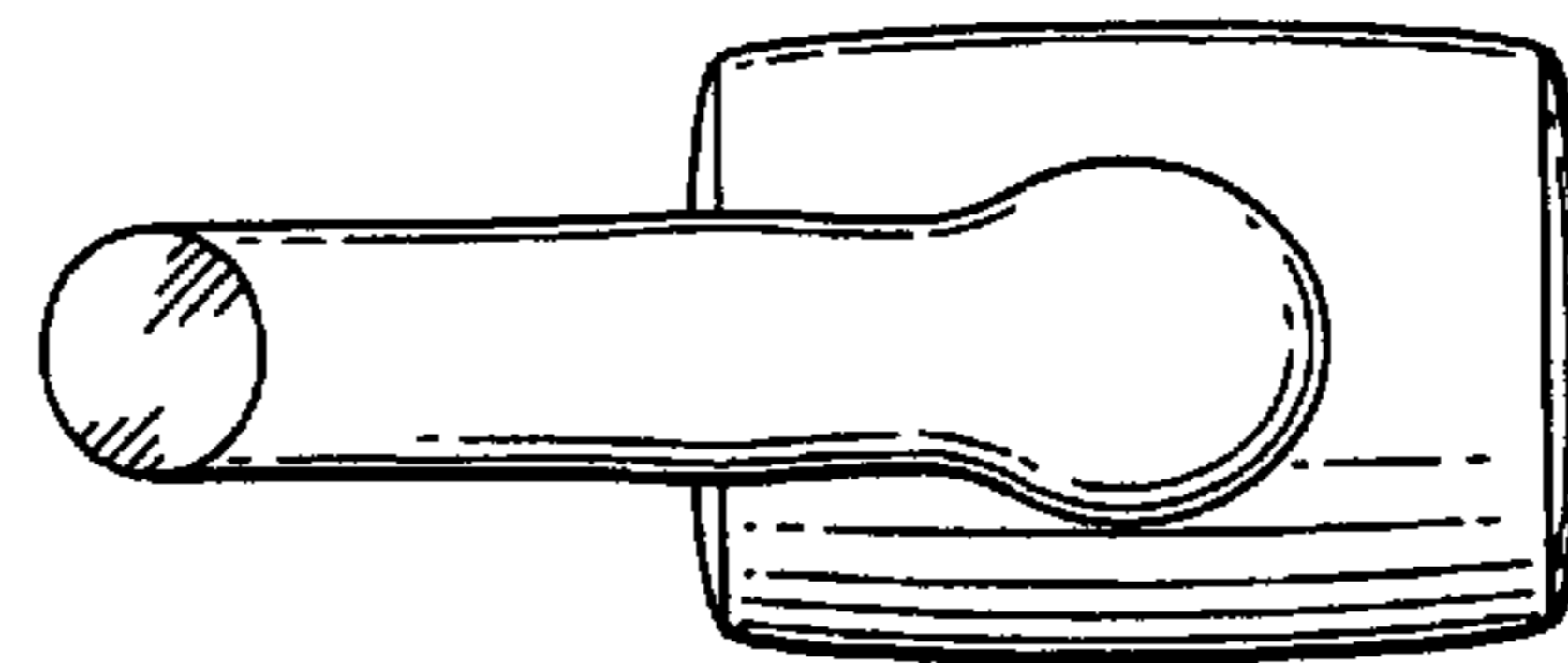


FIG. 4




FIG. 5

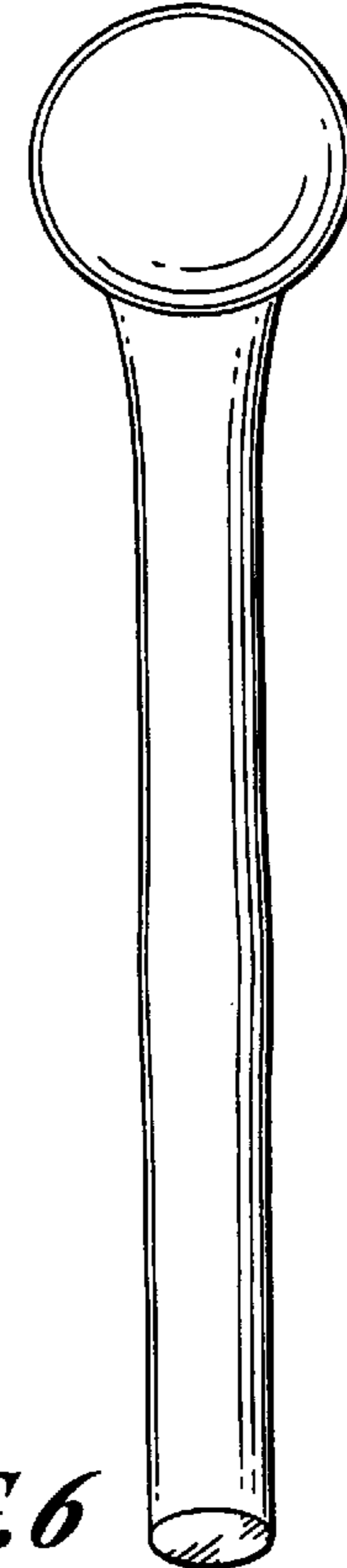


FIG. 6