



US00D533595S

(12) **United States Design Patent**  
**Thompson et al.**

(10) **Patent No.:** **US D533,595 S**  
(45) **Date of Patent:** **\*\* Dec. 12, 2006**

(54) **DISPENSER**

(75) Inventors: **Craig Thompson**, Inver Grove Heights, MN (US); **Mauro Porcini**, Bregano (IT); **Roberto Cini**, Turin (IT); **Carsten Astheimer**, Turin (IT)

(73) Assignee: **3M Innovative Properties Company**, St. Paul, MN (US)

(\*\*) Term: **14 Years**

(21) Appl. No.: **29/220,457**

(22) Filed: **Dec. 28, 2004**

(51) **LOC (8) Cl.** ..... **19-02**

(52) **U.S. Cl.** ..... **D19/86**

(58) **Field of Classification Search** ..... D19/32,  
D19/78, 86, 87, 88, 90, 91, 92, 95; D6/475,  
D6/515, 518; 206/39.5, 215, 425; 283/117;  
211/50; 221/33, 34, 35, 37, 45, 46, 48, 52,  
221/56, 59, 61

See application file for complete search history.

(56) **References Cited**

**U.S. PATENT DOCUMENTS**

2,017,045	A	*	10/1935	Aranholm	.....	34/95.4
D120,743	S	*	5/1940	Petzold	.....	D19/89
3,381,853	A	*	5/1968	Ferris et al.	.....	221/63
4,993,590	A	*	2/1991	Windorski	.....	221/46
5,086,946	A	*	2/1992	Blackwell et al.	.....	221/45
5,165,570	A	*	11/1992	Windorski et al.	.....	221/46
D348,484	S	*	7/1994	Blackwell et al.	.....	D19/69

D348,690	S		7/1994	Samuelson		
5,401,547	A	*	3/1995	Blackwell et al.	.....	428/41.8
D357,938	S	*	5/1995	Wolff	.....	D19/86
D444,179	S	*	6/2001	Dill	.....	D19/90
D456,849	S	*	5/2002	Thompson et al.	.....	D19/86
D478,226	S	*	8/2003	Peyker	.....	D6/467
D502,740	S	*	3/2005	Stoddard et al.	.....	D19/86

**OTHER PUBLICATIONS**

Seven pages from a portion of an IDECO International, Inc. catalogue.

\* cited by examiner

*Primary Examiner*—Elizabeth A. Albert

(57) **CLAIM**

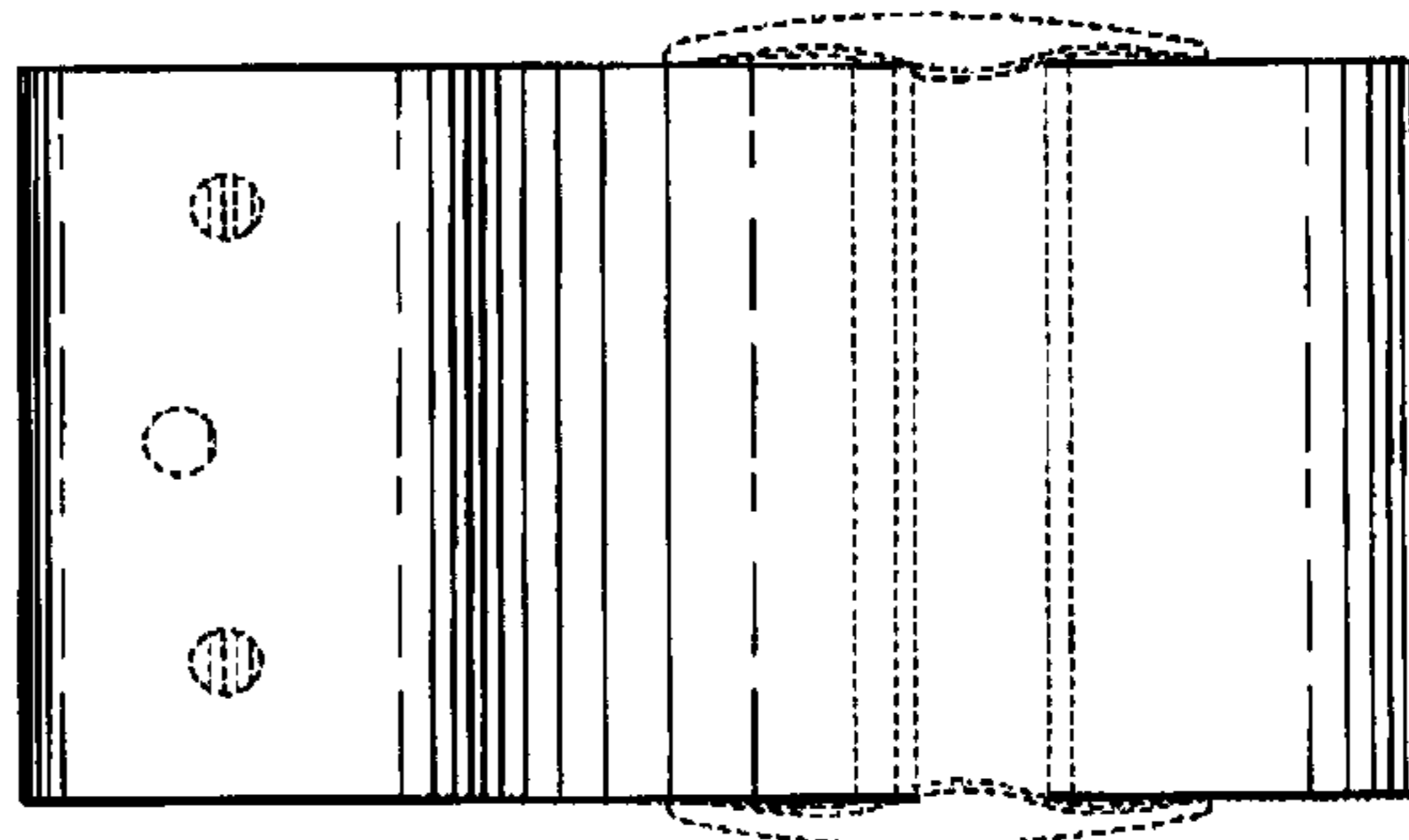
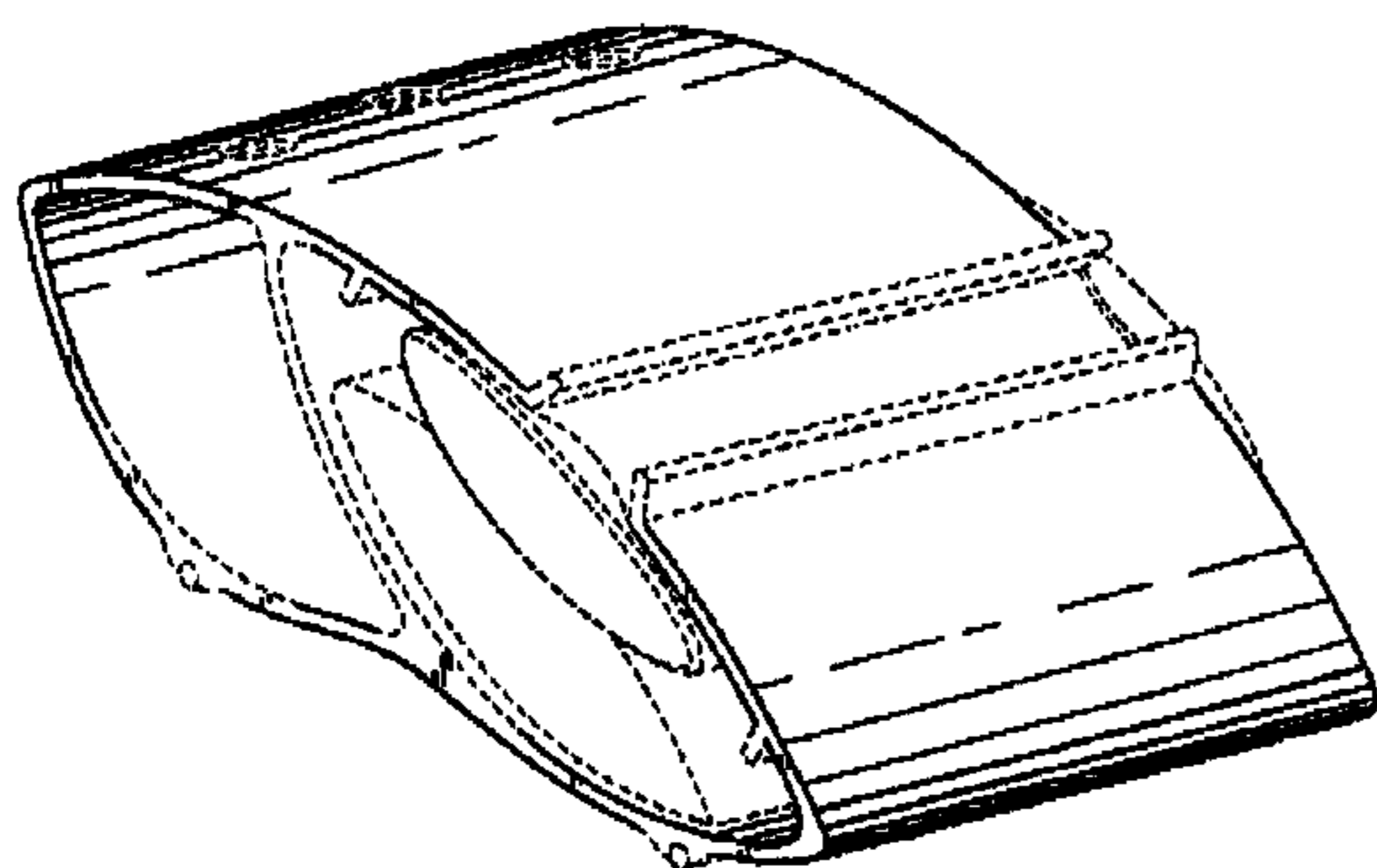
The ornamental design for a dispenser, as shown and described.

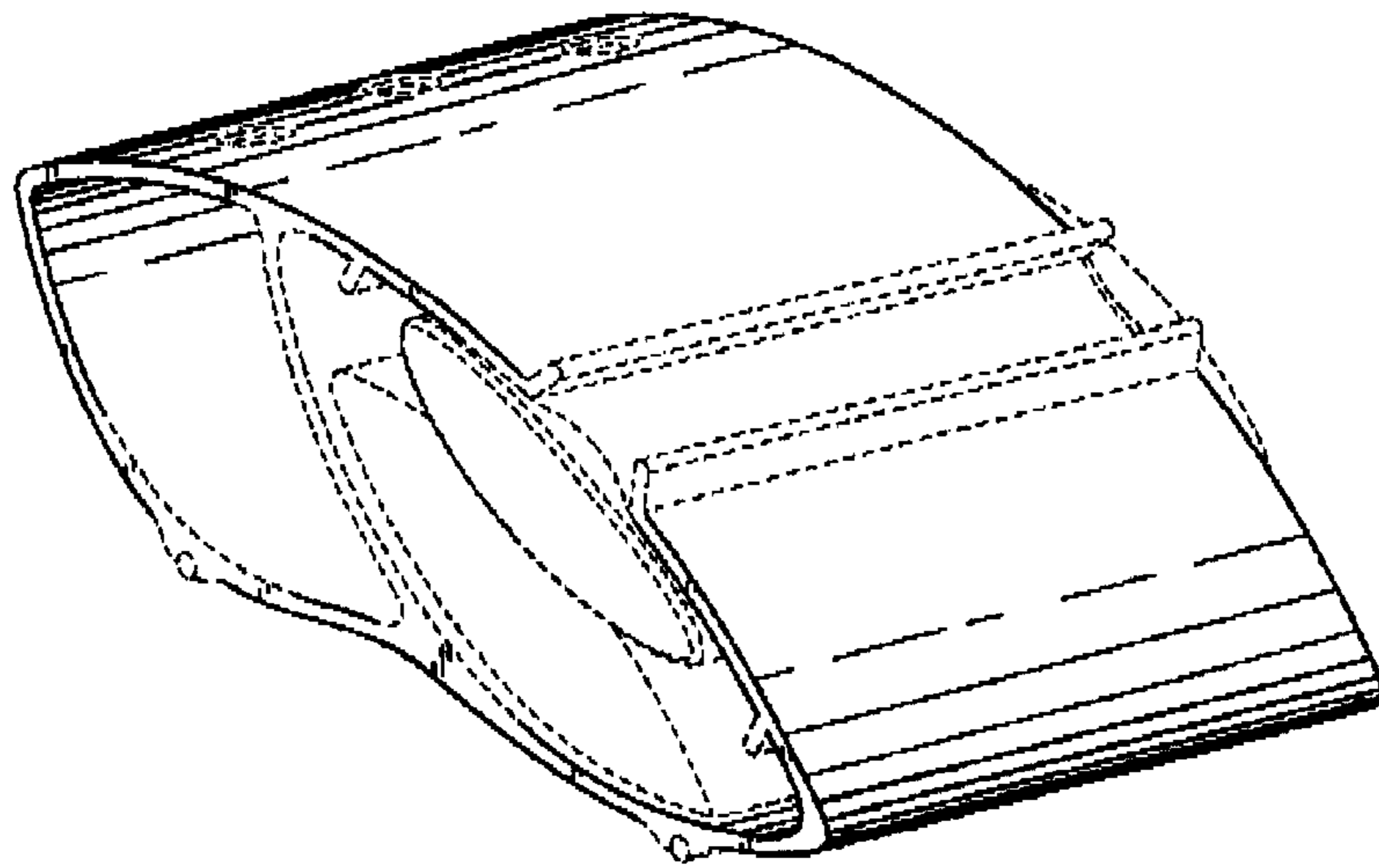
**DESCRIPTION**

FIG. 1 is a perspective view of a dispenser showing our new design;  
FIG. 2 is a top plan view thereof;  
FIG. 3 is a left side elevation view thereof, the right side elevation view being a mirror image;  
FIG. 4 is a bottom plan view thereof;  
FIG. 5 is a back elevation view thereof; and,  
FIG. 6 is a front elevation view thereof.

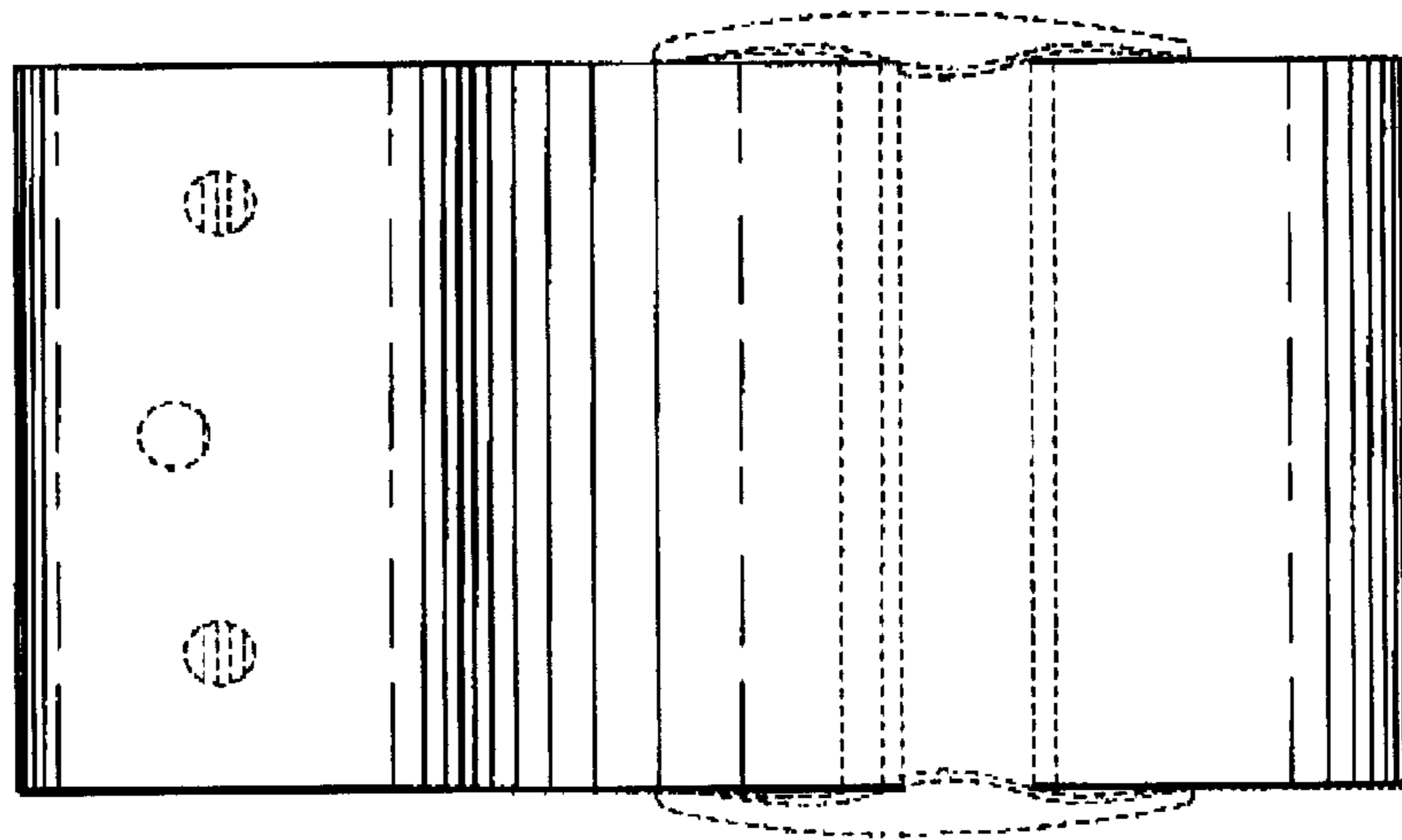
The broken lines showing environment in the drawings are for information purposes only and form no part of the claimed design.

**1 Claim, 3 Drawing Sheets**

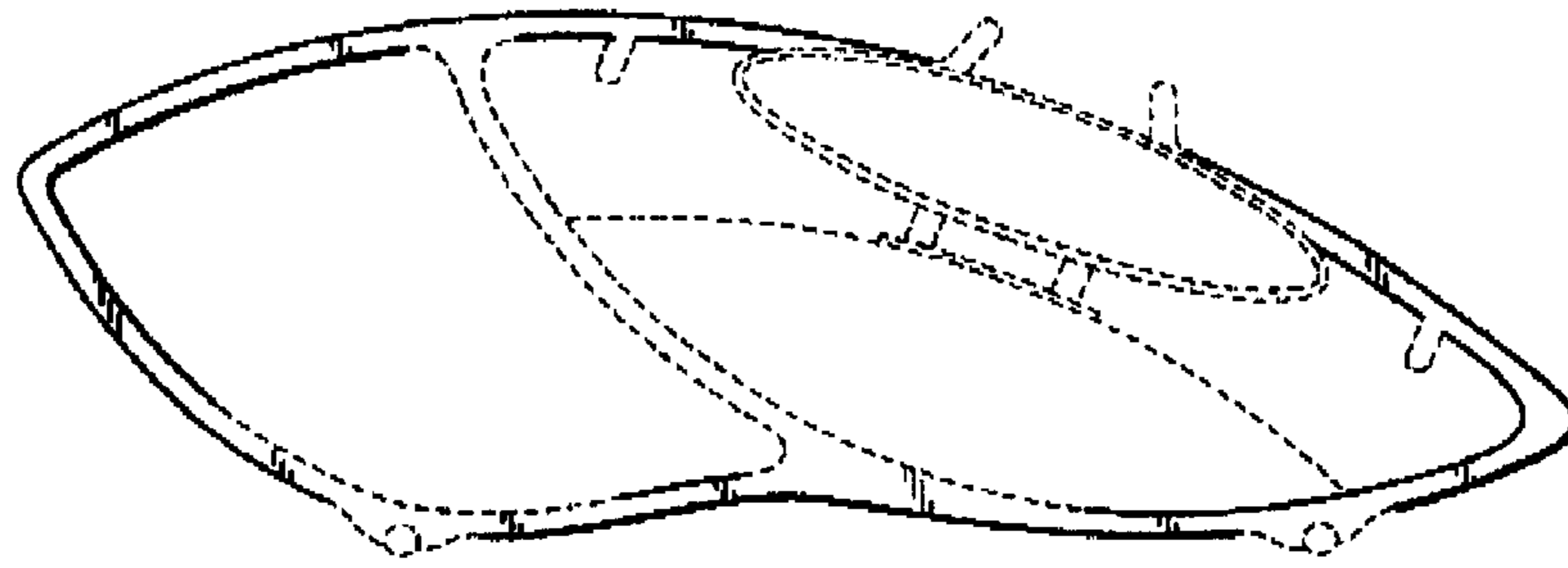




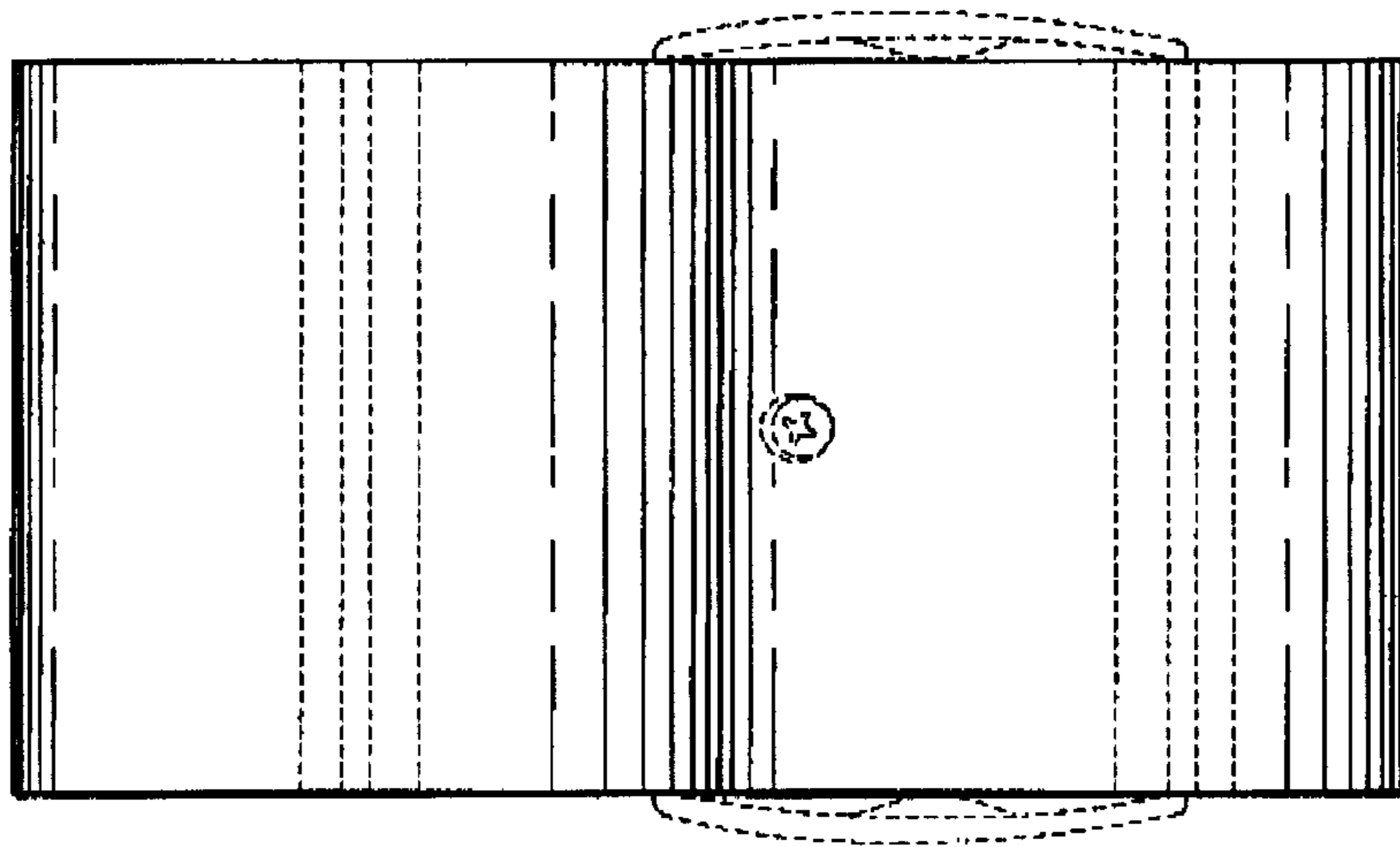
*FIG. 1*




*FIG. 2*




*FIG. 3*



*FIG. 4*



*FIG. 5*



*FIG. 6*

UNITED STATES PATENT AND TRADEMARK OFFICE  
**CERTIFICATE OF CORRECTION**

PATENT NO. : Des. 533,595 S  
APPLICATION NO. : 29/220457  
DATED : December 12, 2006  
INVENTOR(S) : Craig D. Thompson

Page 1 of 1

It is certified that error appears in the above-identified patent and that said Letters Patent is hereby corrected as shown below:

Title Page

Item (56), References Cited, under U.S. Patent Documents, first reference, delete "Aranholm" and insert --Granholm--.

Signed and Sealed this

Twenty-second Day of May, 2007

A handwritten signature in black ink on a dotted background. The signature reads "Jon W. Dudas" in a cursive style.

JON W. DUDAS

*Director of the United States Patent and Trademark Office*