



US00D533588S

(12) **United States Design Patent**
Cheng

(10) **Patent No.:** **US D533,588 S**

(45) **Date of Patent:** **** Dec. 12, 2006**

(54) **RING FOR A RING BINDER MECHANISM**

(75) Inventor: **Ho P. Cheng**, Hong Kong (HK)

(73) Assignee: **World Wide Stationary
Manufacturing Company, Limited,**
Kwai Chung (HK)

(**) Term: **14 Years**

(21) Appl. No.: **29/215,375**

(22) Filed: **Oct. 18, 2004**

(30) **Foreign Application Priority Data**

Jun. 3, 2004	(CN)	2004300605016
Jun. 3, 2004	(CN)	2004300605020
Jun. 3, 2004	(CN)	2004300605035
Jun. 3, 2004	(CN)	200430060504X

(51) **LOC (8) Cl.** **19-04**

(52) **U.S. Cl.** **D19/32**

(58) **Field of Classification Search** D19/26,
D19/27, 28, 29, 30, 31, 32, 33; 281/2, 3.1,
281/15.1, 19.1, 21.1, 22, 29, 31, 38; 402/4,
402/31, 34, 35, 36, 37, 38, 39, 40, 41, 42,
402/43, 44, 60, 73, 80 R

See application file for complete search history.

(56) **References Cited**

U.S. PATENT DOCUMENTS

724,849	A	4/1903	Gresham	
763,176	A	6/1904	Gresham et al.	
778,992	A	1/1905	Nelson	
842,851	A	2/1907	Boden	
901,076	A	10/1908	Dawson	
1,165,766	A	12/1915	Elder	
1,231,816	A	7/1917	Vesterling	
1,398,540	A	11/1921	Day	
1,548,748	A	8/1925	Riley	
1,932,874	A	* 10/1933	Adams et al.	402/40
2,088,431	A	7/1937	Newman	
2,089,211	A	* 8/1937	Krag	402/34
2,119,639	A	6/1938	Lotter	
2,158,056	A	5/1939	Cruzan	

2,460,718	A	2/1949	Stevens	
2,645,227	A	* 7/1953	Segal	402/38
2,664,897	A	1/1954	Derringer	
2,711,555	A	* 6/1955	Hanson	16/87.2
2,104,046	A	1/1938	Krag	

(Continued)

FOREIGN PATENT DOCUMENTS

FR 2 221 924 10/1974

Primary Examiner—Elizabeth A. Albert

(74) *Attorney, Agent, or Firm*—Senniger Powers

(57) **CLAIM**

The ornamental design for a ring for a ring binder mechanism, as shown and described.

DESCRIPTION

This application contains subject matter in common with co-assigned, co-pending application Ser. No. 10/967,882, filed Oct. 18, 2004, for interlocking ring tip formations for paired ring members of a ring binder mechanism, the entire disclosure of which is hereby incorporated by reference.

FIG. 1 is a perspective view of a ring for a ring binder mechanism showing my new design;

FIG. 2 is an enlarged fragmentary perspective view of the ring tip shown in FIG. 1;

FIG. 3 is an enlarged front elevation view thereof;

FIG. 4 is an enlarged left side elevation view thereof, the right side elevation view being a mirror image thereof;

FIG. 5 is an enlarged top plan view thereof, the bottom plan view being a mirror image thereof;

FIG. 6 is a perspective view of a second embodiment of a ring for a ring binder mechanism;

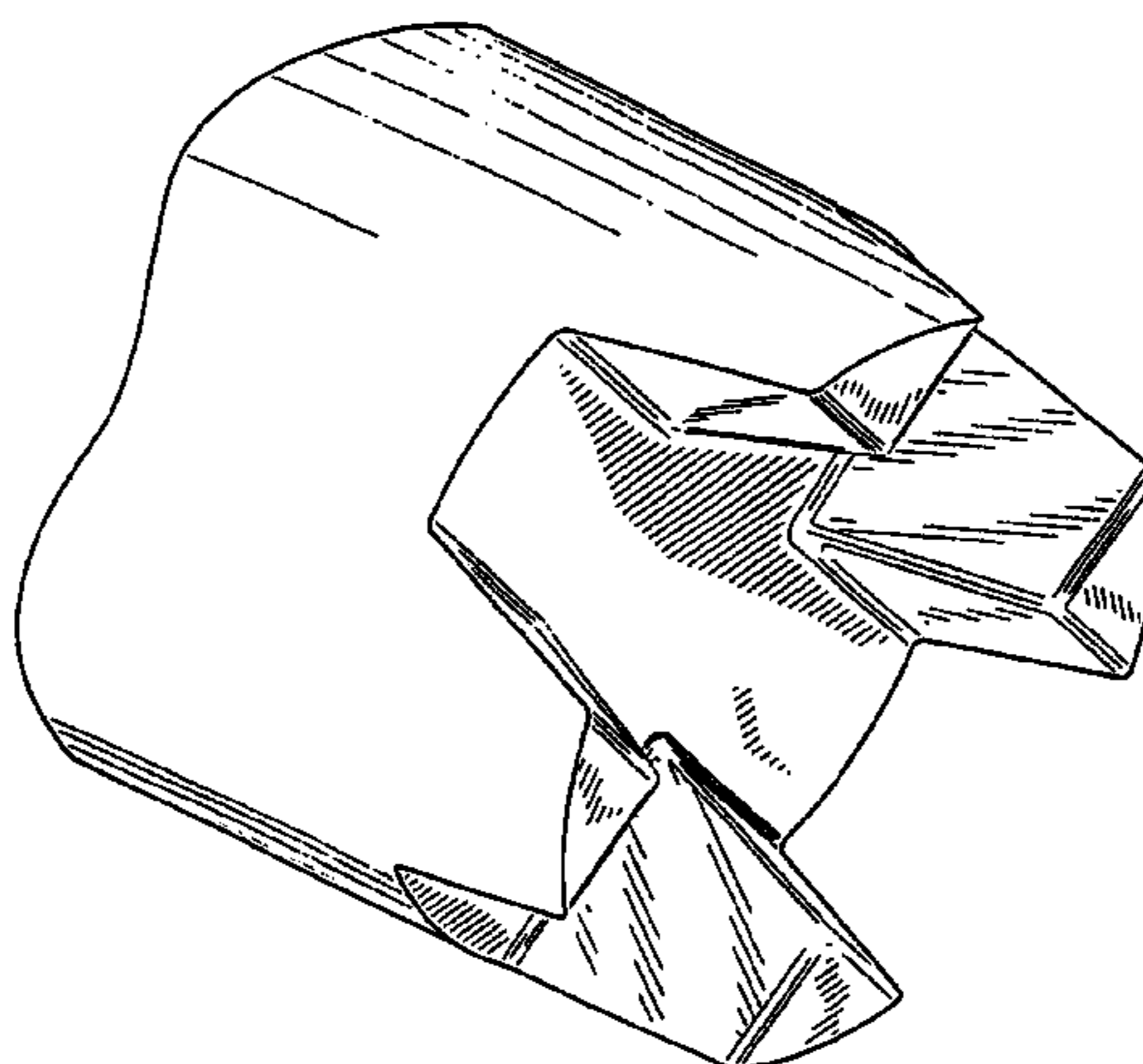
FIG. 7 is an enlarged fragmentary perspective view of the ring tip shown in FIG. 6;

FIG. 8 is an enlarged front elevation view thereof;

FIG. 9 is an enlarged left side elevation view thereof, the right side elevation view being a mirror image thereof; and,

FIG. 10 is an enlarged top plan view thereof, the bottom plan view being a mirror image thereof.

1 Claim, 10 Drawing Sheets



US D533,588 S

Page 2

U.S. PATENT DOCUMENTS			
3,135,266	A	6/1964	Bouhler
3,246,653	A	4/1966	Sexton
3,348,550	A *	10/1967	Wolf et al. 402/56
3,728,036	A	4/1973	Cott
3,827,111	A	8/1974	O'Connell
3,833,308	A	9/1974	Seaborn
4,308,637	A *	1/1982	Kucera 16/93 D
4,522,526	A *	6/1985	Lozfau et al. 402/37
4,624,595	A	11/1986	Ohminato
4,678,357	A	7/1987	Kissel et al.
4,690,580	A	9/1987	Kissel
4,815,882	A	3/1989	Ohminato
4,886,390	A	12/1989	Silence et al.
D317,177	S *	5/1991	Wandemberg-Boschetti . D19/65
5,018,896	A	5/1991	Vanni
5,692,848	A	12/1997	Wada
5,697,722	A	12/1997	Hladik et al.
5,782,569	A	7/1998	Mullin et al.
5,975,784	A	11/1999	Whaley
D430,204	S *	8/2000	Berracasa D19/32
6,109,813	A *	8/2000	To et al. 402/31
6,179,508	B1 *	1/2001	Coerver 402/70
6,203,229	B1	3/2001	Coerver
6,270,280	B1	8/2001	Baumann
6,276,862	B1	8/2001	Snyder et al.
6,328,497	B1	12/2001	To
2003/0123923	A1	7/2003	Koike et al.
2004/0013463	A1	1/2004	To

* cited by examiner

FIG. 1

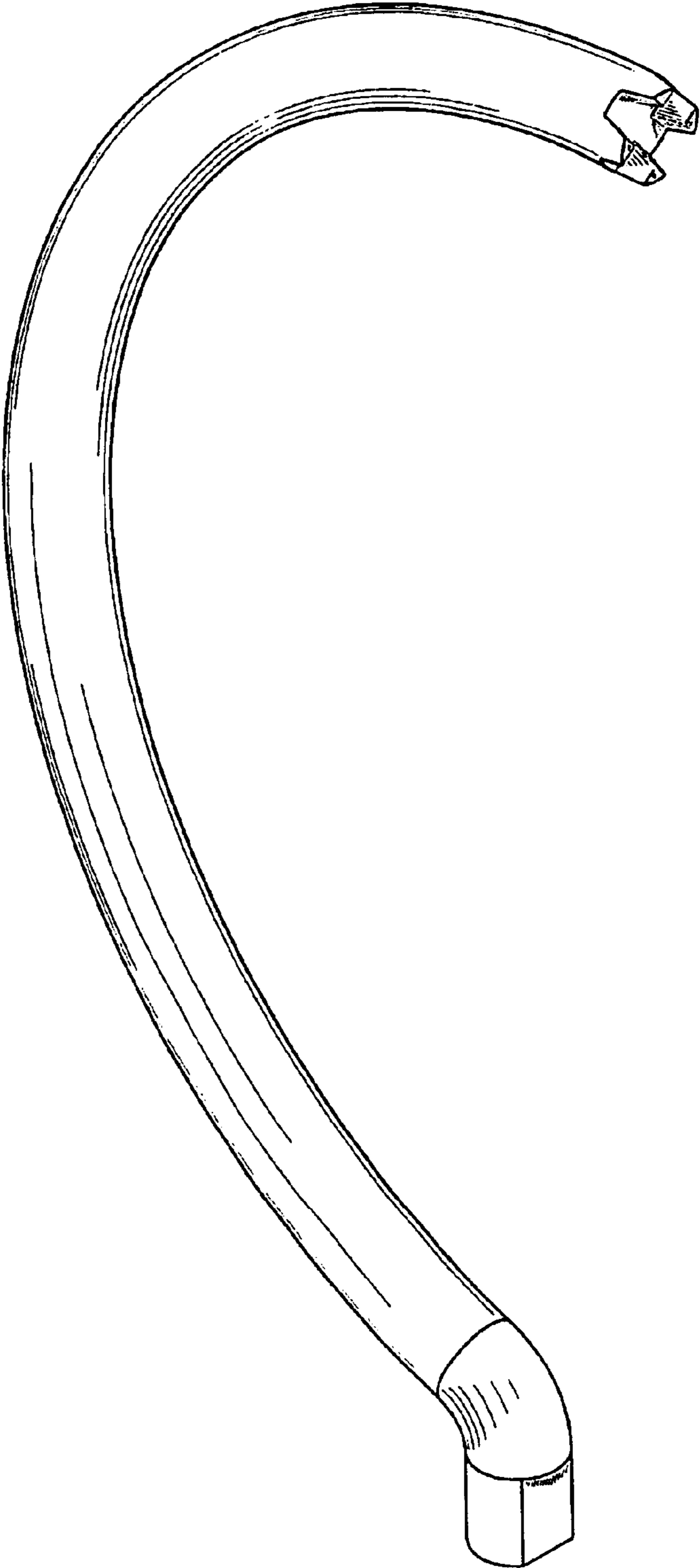


FIG. 2

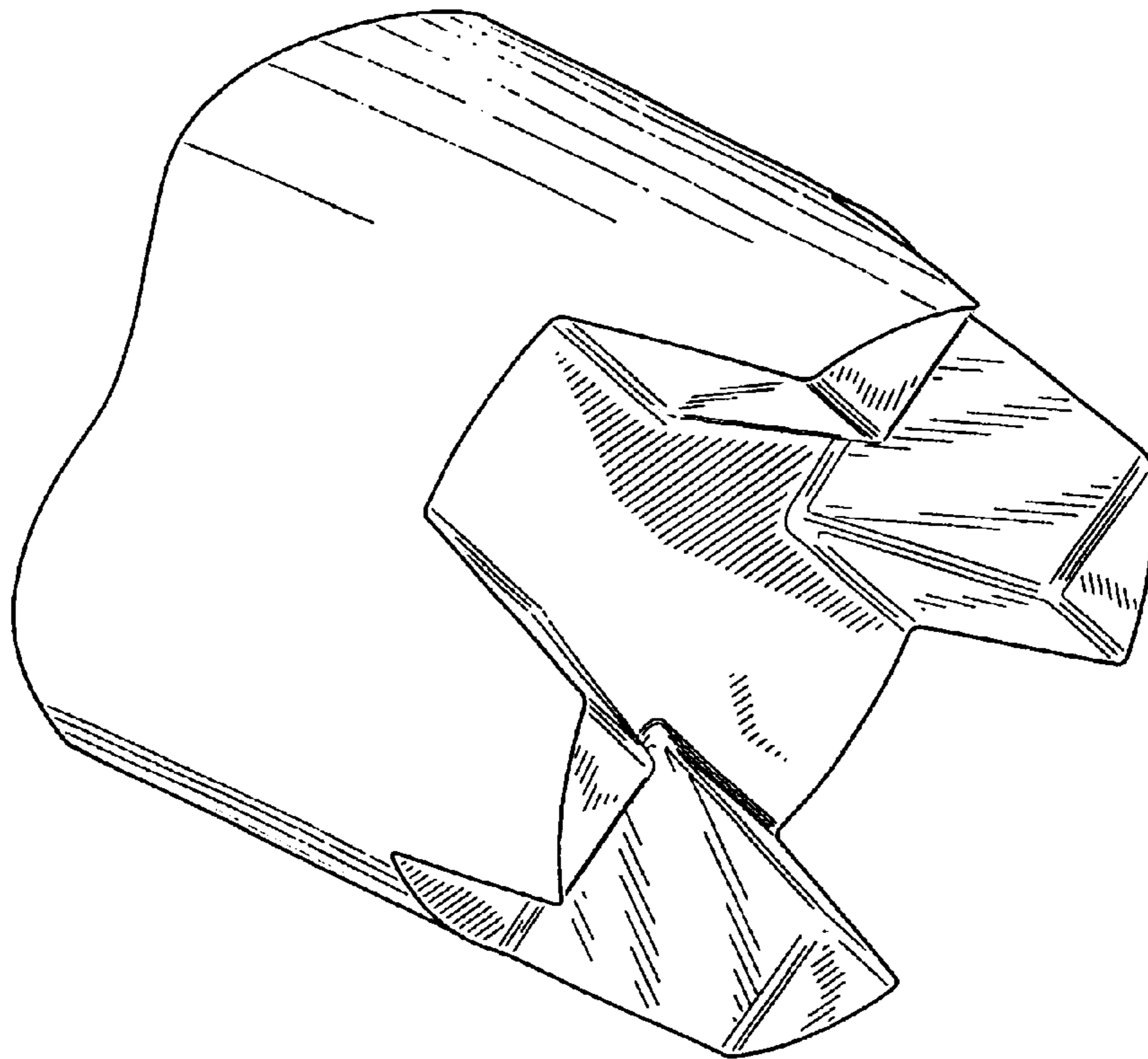


FIG. 3

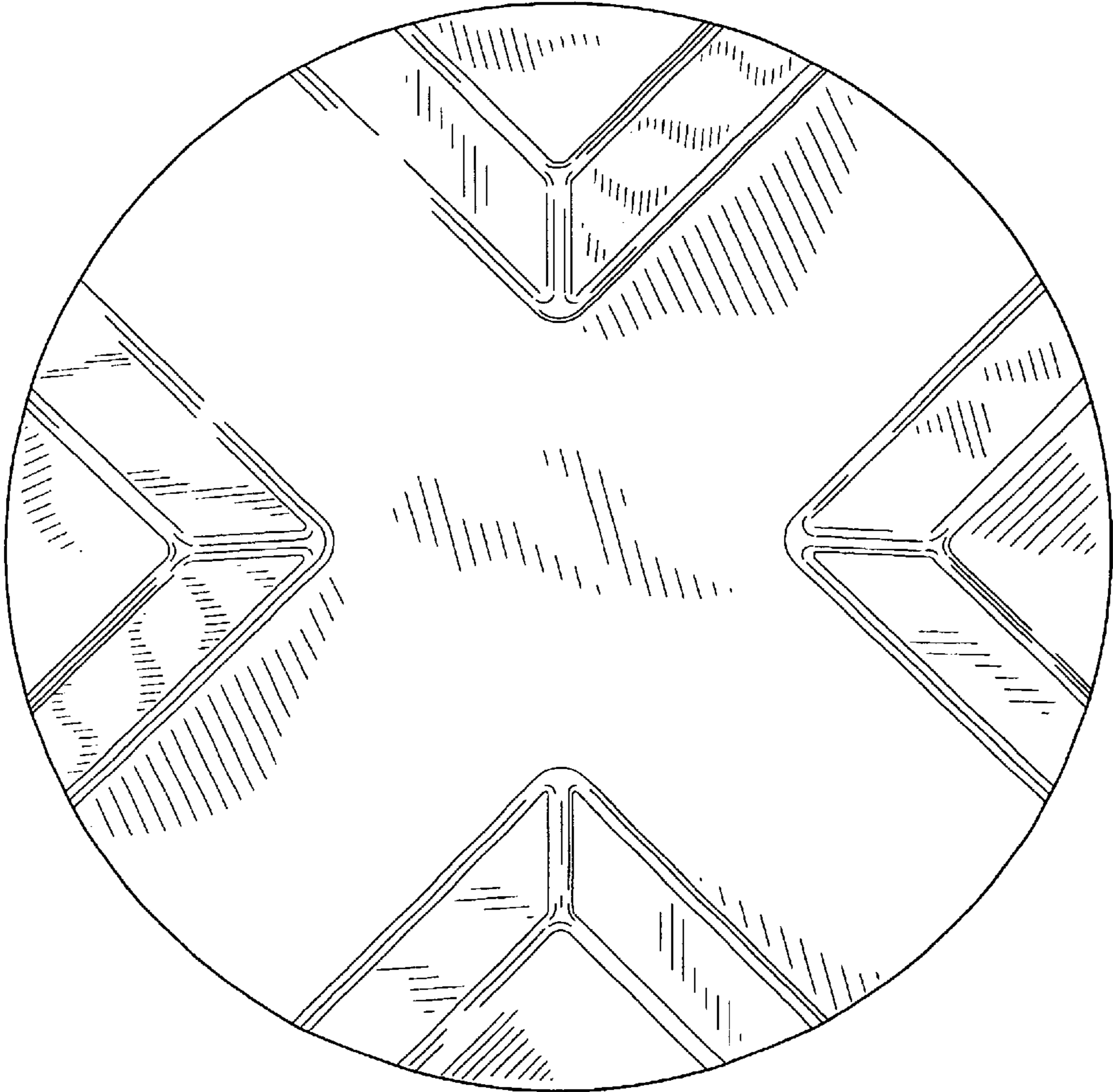
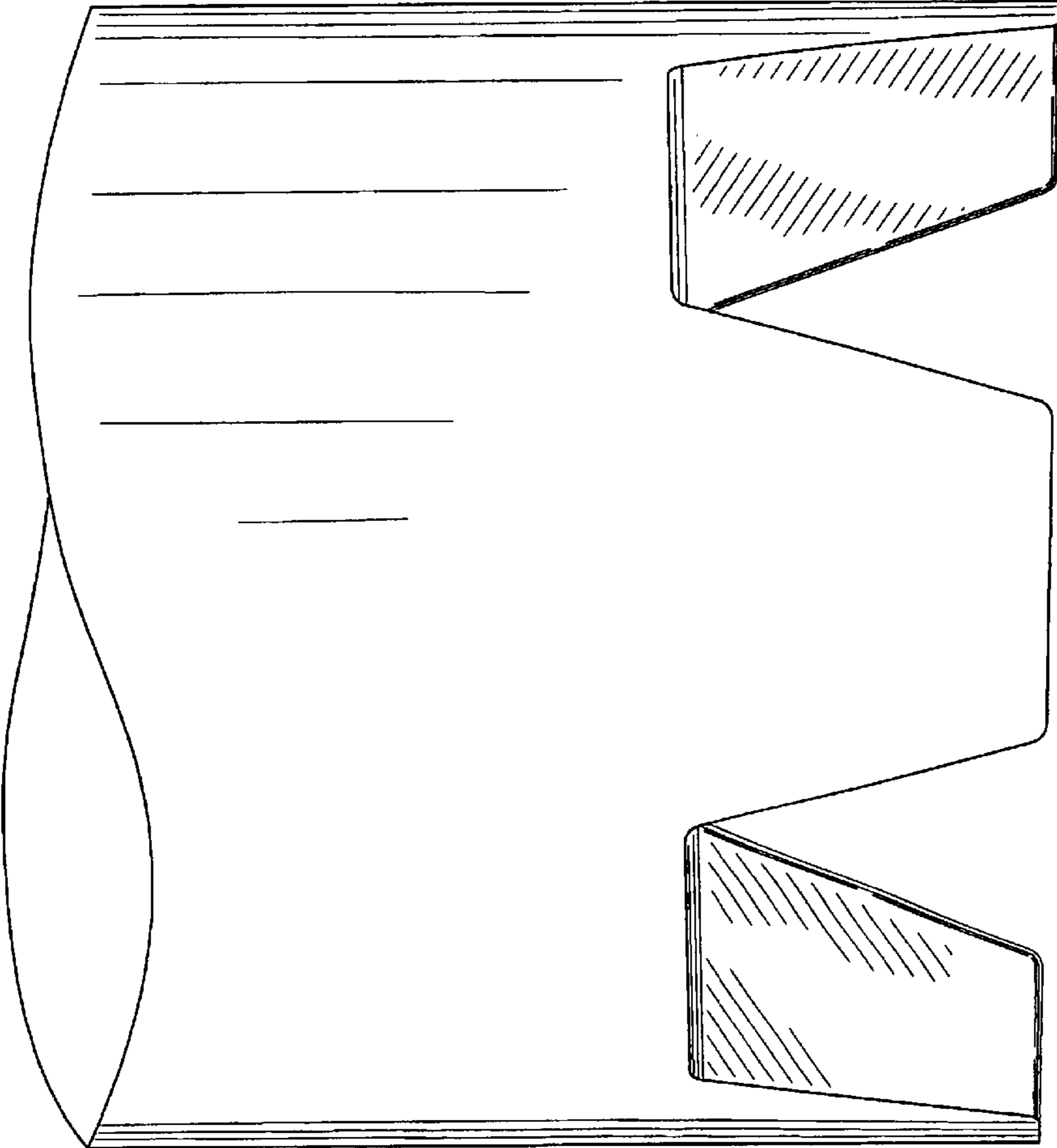


FIG. 4



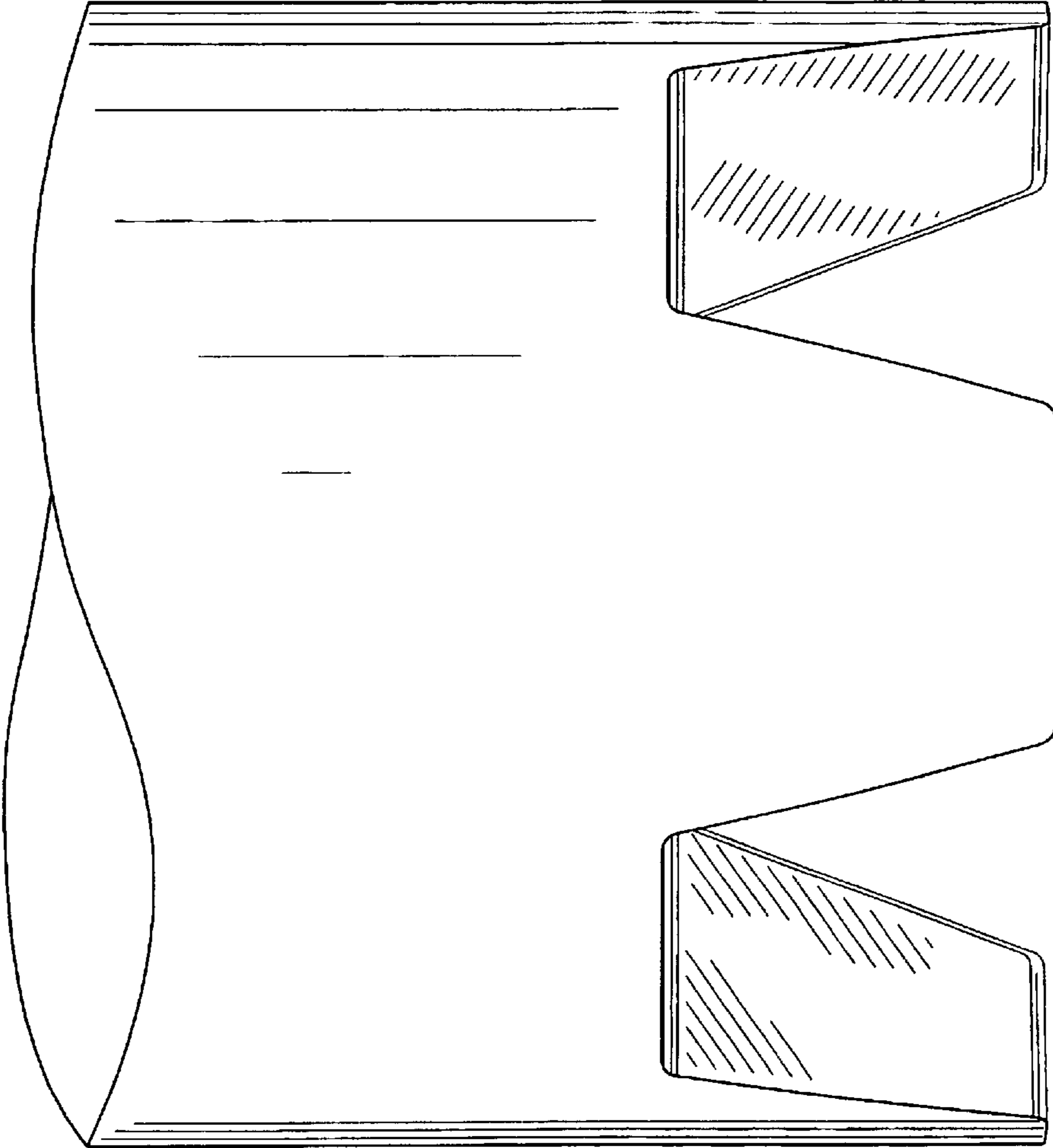


FIG. 5

FIG. 6




FIG. 7

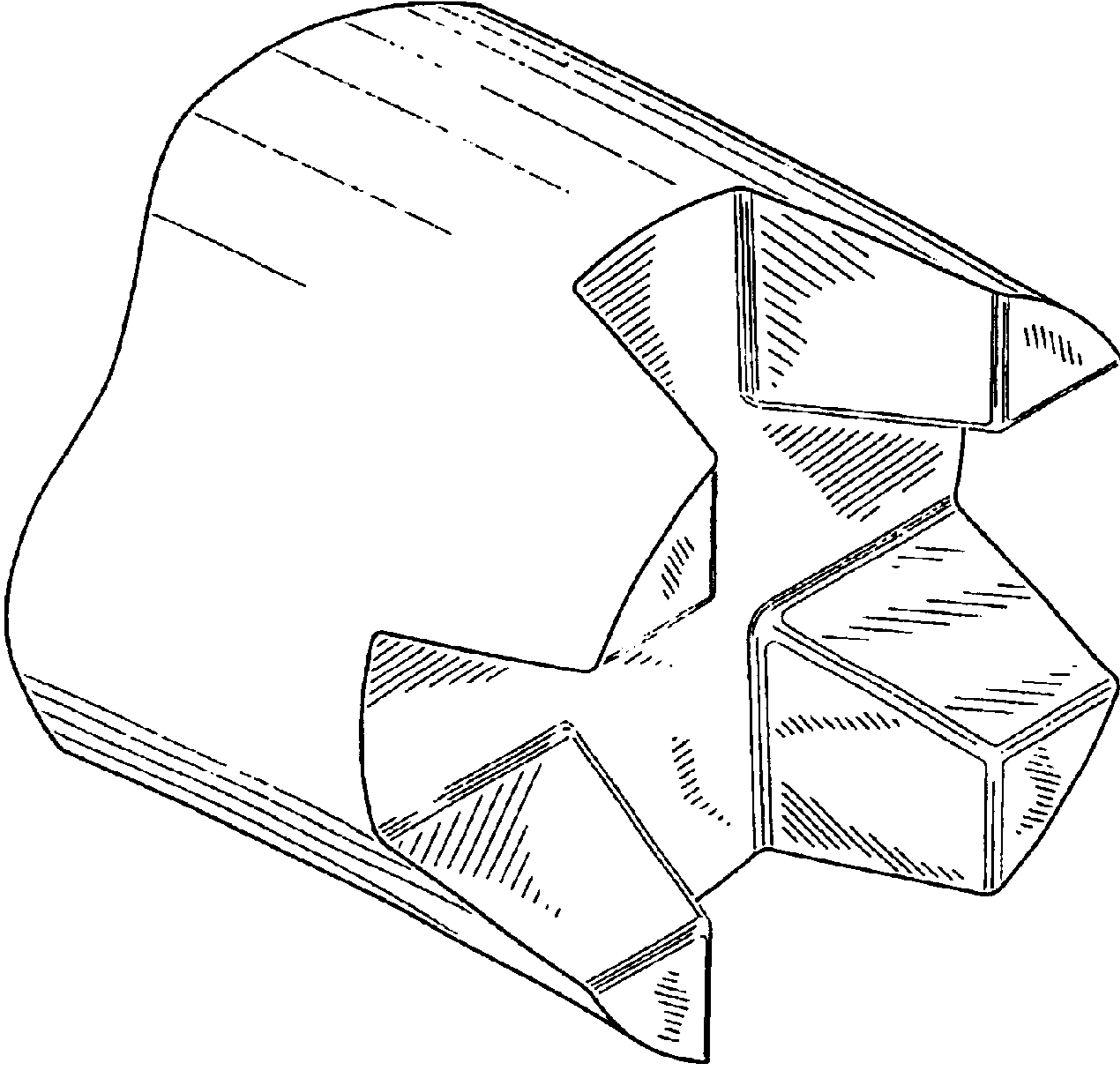


FIG. 8

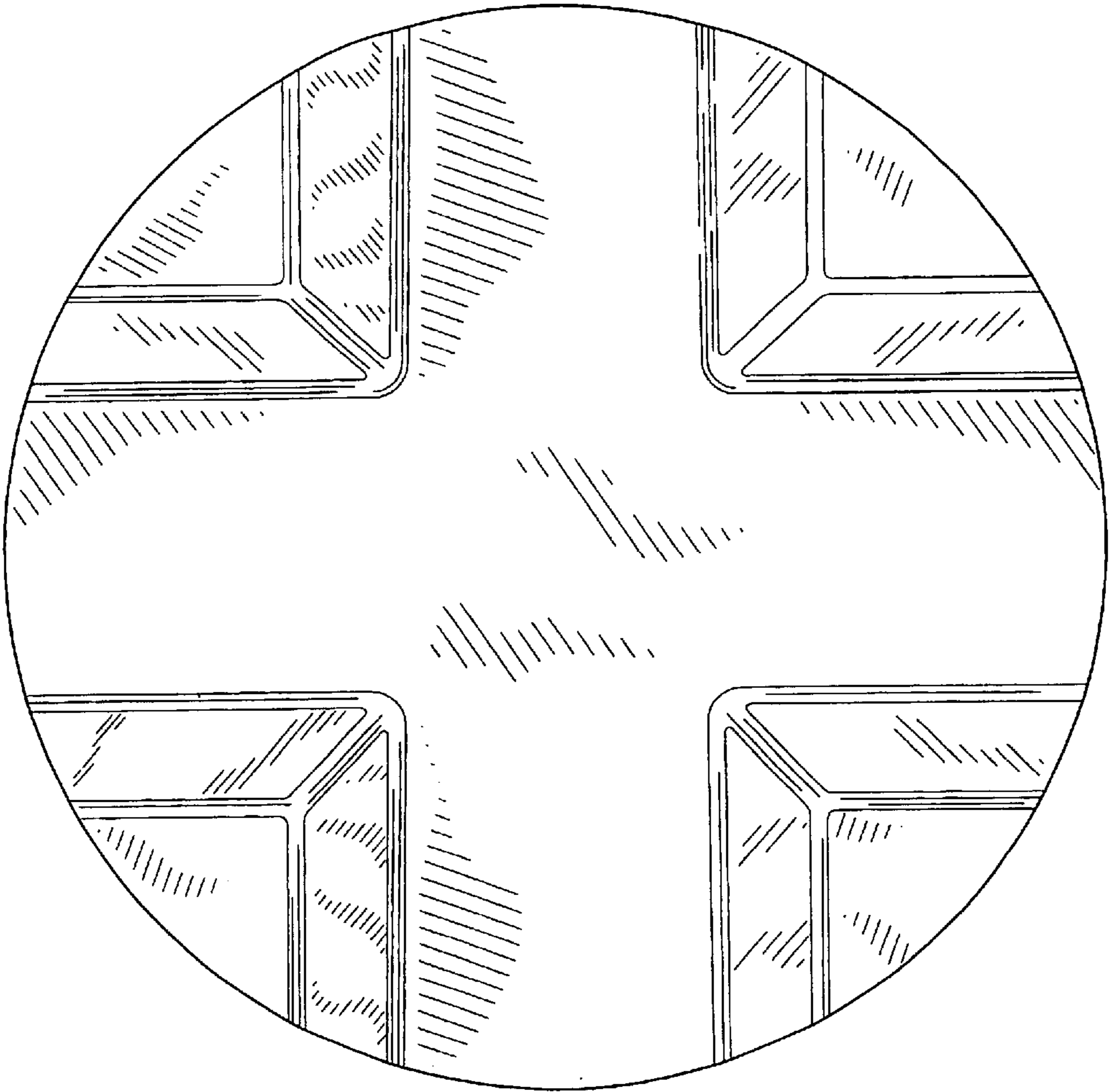
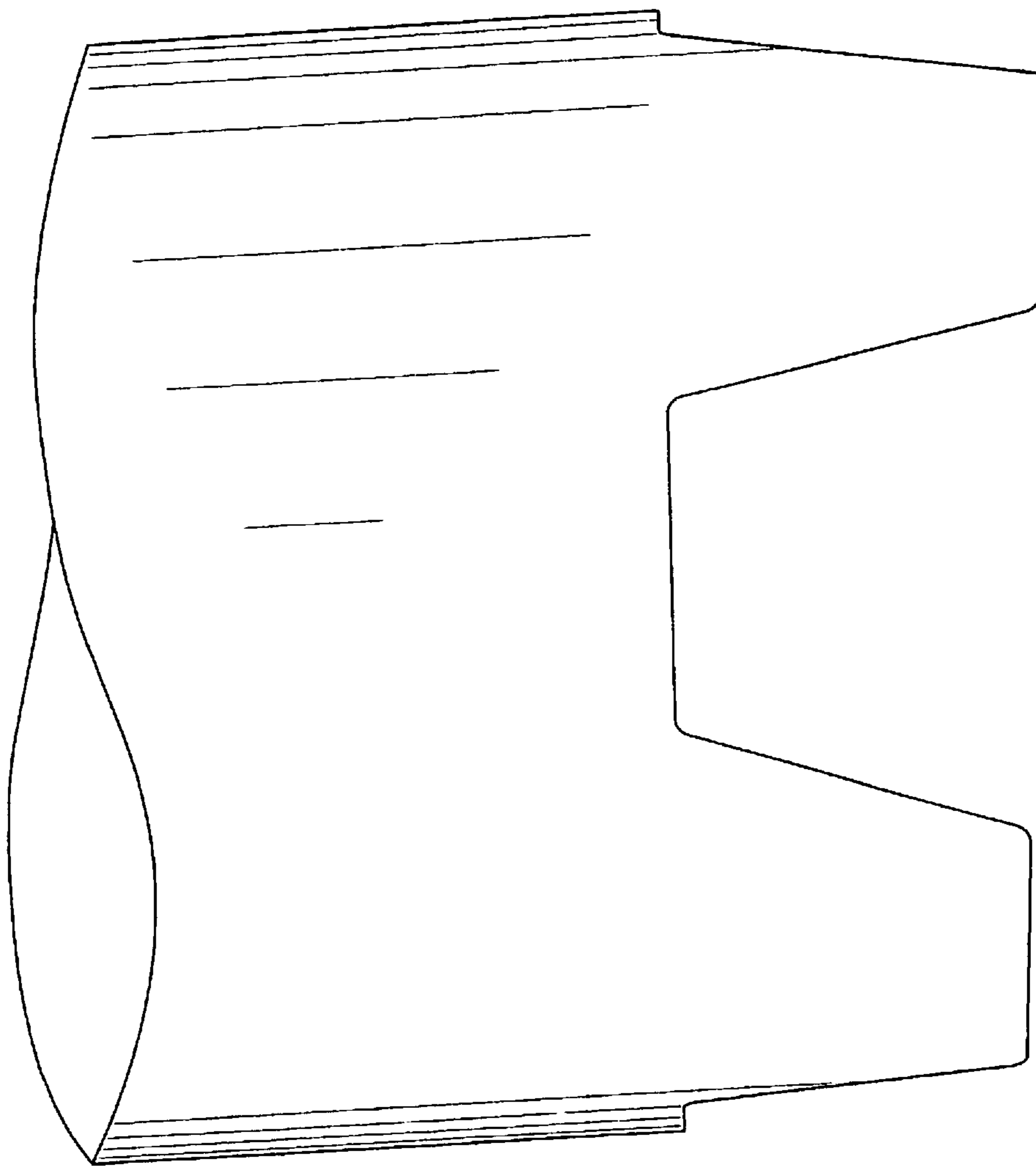


FIG. 9



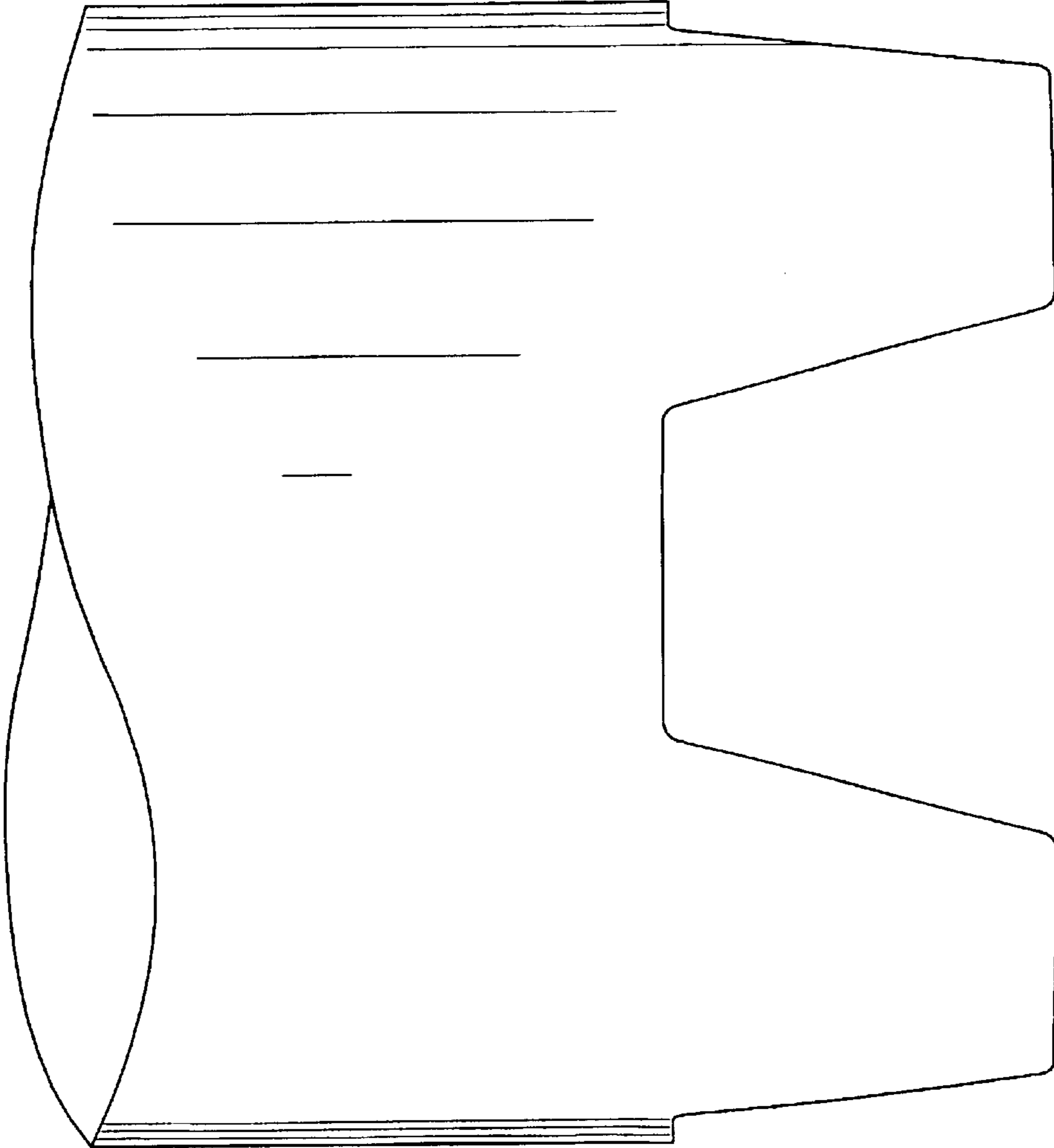


FIG. 10

UNITED STATES PATENT AND TRADEMARK OFFICE
CERTIFICATE OF CORRECTION

PATENT NO. : Des. 533,588 S
APPLICATION NO. : 29/215375
DATED : December 12, 2006
INVENTOR(S) : Cheng

Page 1 of 1

It is certified that error appears in the above-identified patent and that said Letters Patent is hereby corrected as shown below:

On the Title page item 73, Assignee: "World Wide Stationary Manufacturing Company, Limited" should read -- World Wide Stationery Manufacturing Company, Limited --.

Signed and Sealed this

Tenth Day of July, 2007

A handwritten signature in black ink on a light gray dotted background. The signature reads "Jon W. Dudas" in a cursive style.

JON W. DUDAS

Director of the United States Patent and Trademark Office