



US00D533569S

(12) **United States Design Patent**
Mursch

(10) **Patent No.:** **US D533,569 S**
(45) **Date of Patent:** **** Dec. 12, 2006**

(54) **CAB PANEL FOR A VEHICLE**

(75) Inventor: **Michael E Mursch**, Scheyern (DE)

(73) Assignee: **Caterpillar Inc.**, Peoria, IL (US)

(**) Term: **14 Years**

(21) Appl. No.: **29/217,243**

(22) Filed: **Nov. 15, 2004**

(51) **LOC (8) Cl.** **15-03**

(52) **U.S. Cl.** **D15/28**

(58) **Field of Classification Search** D15/10,
D15/22-26, 28, 30, 33, 31; D12/183, 184;
180/89.1, 900, 89.12, 84; 56/DIG. 24; 296/193.05,
296/191, 190.1; 292/338

See application file for complete search history.

(56) **References Cited**

U.S. PATENT DOCUMENTS

D245,698	S	*	9/1977	Skyer et al.	D15/30
D258,823	S	*	4/1981	Skyer et al.	D15/30
D259,424	S	*	6/1981	Puig	D15/30
D297,329	S	*	8/1988	Monehaie et al.	D15/30
D304,589	S	*	11/1989	Lanphere et al.	D15/30
D321,517	S	*	11/1991	Katoh et al.	D15/30
5,076,637	A	*	12/1991	Larkin et al.	296/190.1
D334,729	S	*	4/1993	Treadway	D12/183
D384,358	S	*	9/1997	Smith	D15/30
D398,616	S	*	9/1998	Kwak et al.	D15/30
5,873,612	A	*	2/1999	Connor	292/338
D431,575	S	*	10/2000	Park	D15/25
D497,920	S	*	11/2004	Antonetti	D15/30

OTHER PUBLICATIONS

Caterpillar TH330B Telehandler, published 2003, [online], [retrieved on Jun. 30, 2004]Retrieved from the Machines/Products Database of the Caterpillar website using Internet <URL: http://www.cat.com/>.

Hydrema 928C Articulated Combination Machine, [online], [retrieved on Jun. 30, 2004]Retrieved from the Hydrema website using Internet <URL: http://www.xtest.dk.hydrema/>.

Caterpillar 902 Wheel Loader, published 2001, [online], [retrieved on Jun. 30, 2004]Retrieved from the Machines/Products Database of the Caterpillar website using Internet <URL: http://www.cat.com/>.

Hydrema News 12, Dec. 2002, [online], [retrieved on Oct. 5, 2005]Retrieved from the Hydrema website using internet <URL: http://www.hydrema.com/>.

Photograph of Caterpillar 420D Backhoe Loader, Sep. 4, 2004.

* cited by examiner

Primary Examiner—Stella Reid

Assistant Examiner—Mark A. Goodwin

(74) *Attorney, Agent, or Firm*—D. James Barnes

(57) **CLAIM**

The ornamental design for a cab panel for a vehicle, as substantially shown and described.

DESCRIPTION

FIG. 1 is a perspective view of a left-side cab panel for a vehicle showing our new design;

FIG. 2 is a front view thereof;

FIG. 3 is an isolated front view thereof;

FIG. 4 is a rear view thereof;

FIG. 5 is a right side view thereof; and,

FIG. 6 is a left side view thereof.

The right-side cab panel for a vehicle is a mirror image of the design shown in FIGS. 1-6.

The broken lines showing various features are for illustrative, environmental purposes only and form no part of the claimed design.

1 Claim, 6 Drawing Sheets




FIG. 1.




FIG. 2.

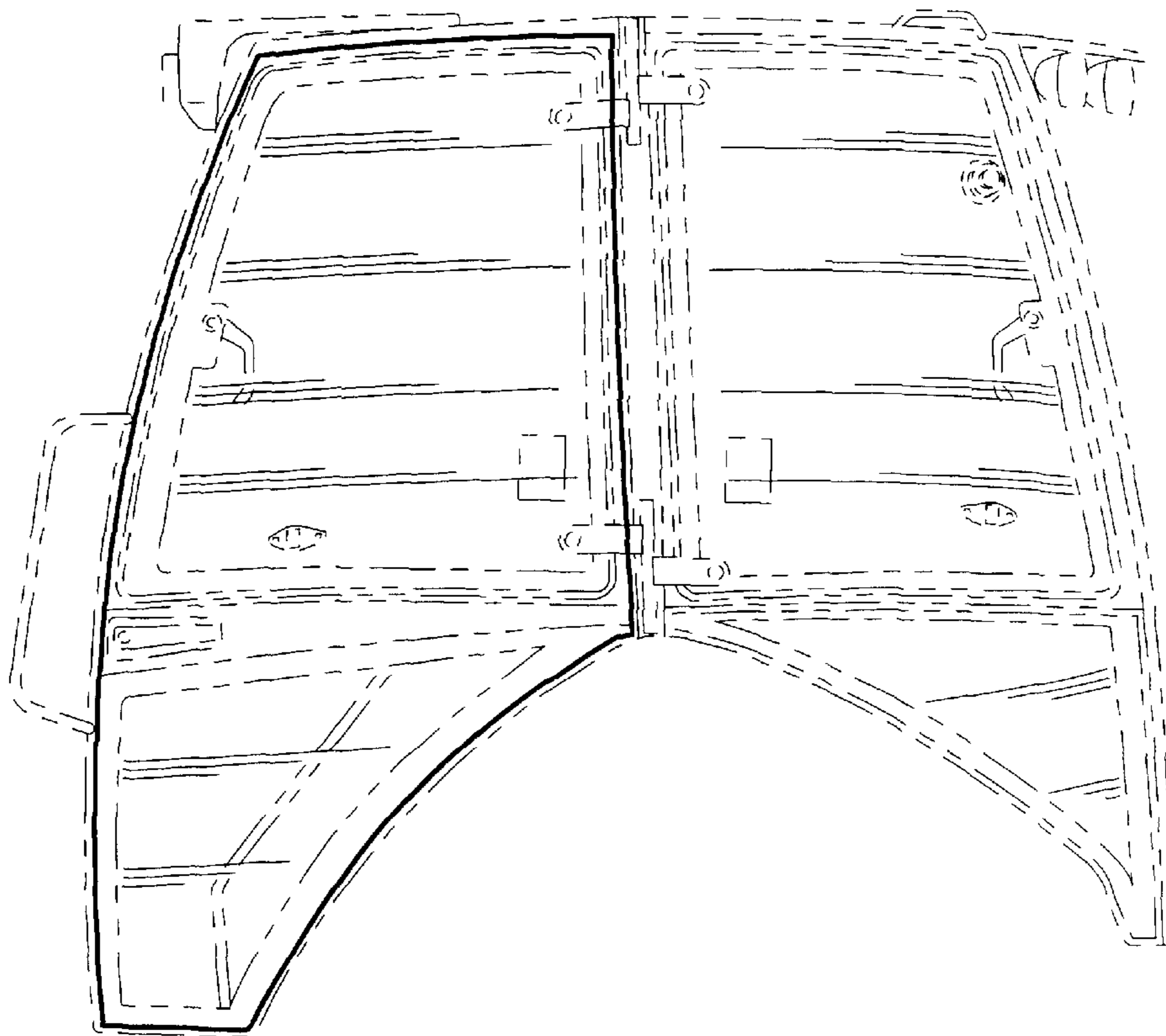


FIG. 3.

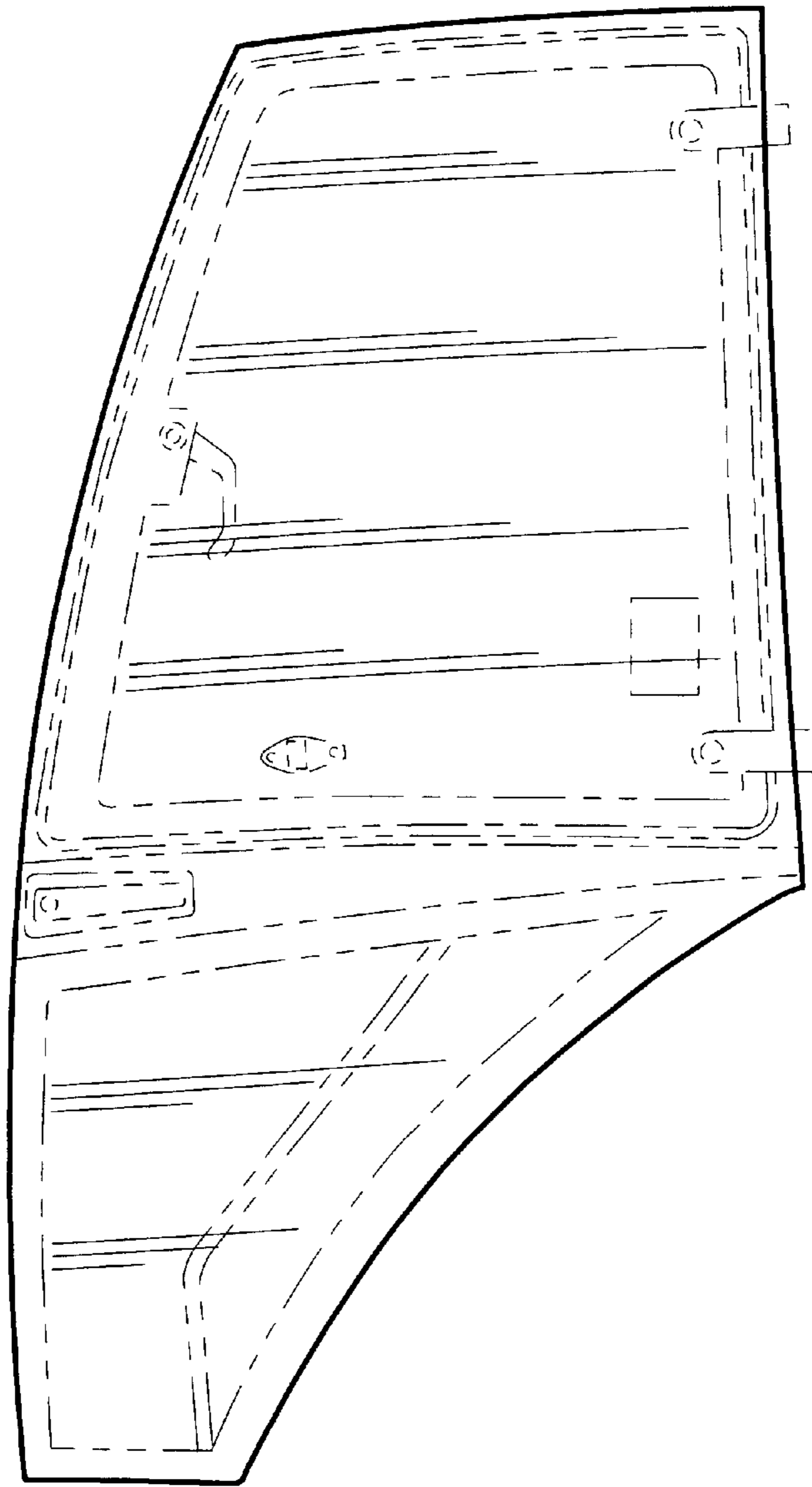


FIG. 4.

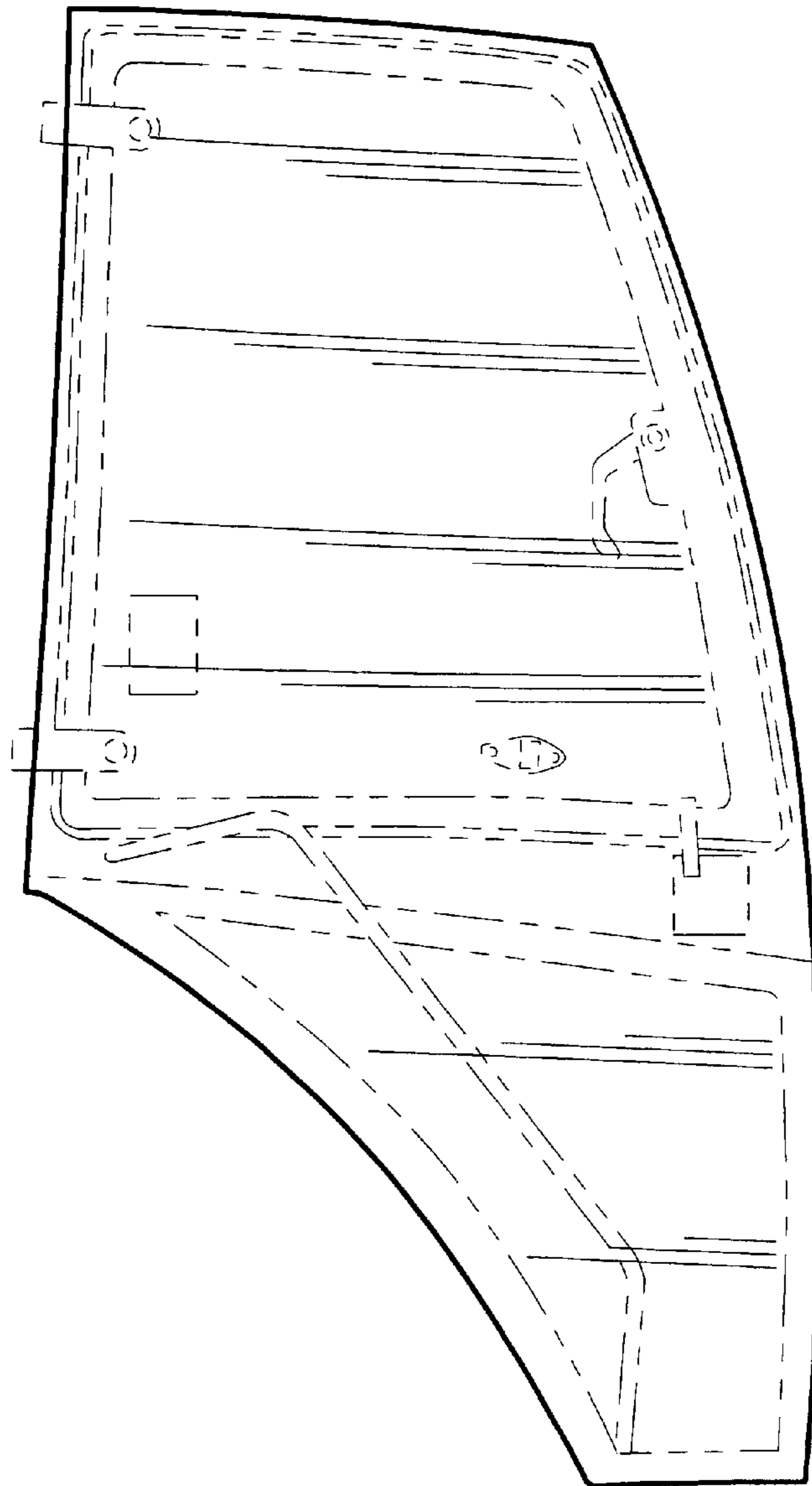


FIG. 5.

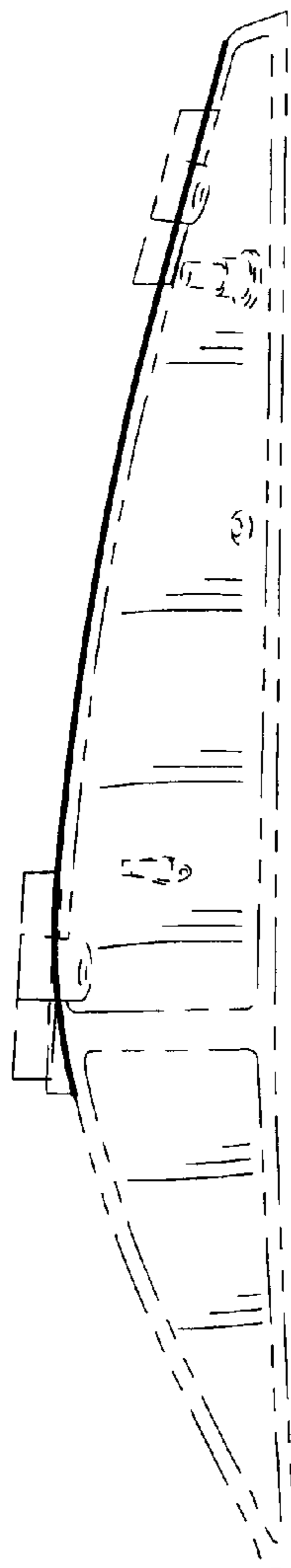


FIG. 6.

