



US00D533566S

(12) **United States Design Patent** (10) **Patent No.:** **US D533,566 S**
Lee (45) **Date of Patent:** **** Dec. 12, 2006**

(54) **DIGITAL AUDIO PLAYER**
(75) Inventor: **Johann Lee**, Maspeth, NY (US)
(73) Assignee: **Coby Electronics Corporation**,
Maspeth, NY (US)
(**) Term: **14 Years**
(21) Appl. No.: **29/253,232**
(22) Filed: **Feb. 3, 2006**

D488,483 S 4/2004 Hu
D489,051 S 4/2004 Shiraki et al.
D489,052 S 4/2004 Shiraki et al.
D494,188 S 8/2004 Huang
6,769,603 B1 * 8/2004 Nagai et al. 235/375
D497,618 S 10/2004 Andre et al.
D507,277 S * 7/2005 Sitoh D14/496
D509,833 S * 9/2005 Yang D14/496
D510,081 S * 9/2005 Yang D14/156
D511,347 S * 11/2005 Naruki D14/496
D513,512 S * 1/2006 Tsai D14/496
7,046,230 B1 * 5/2006 Zadesky et al. 345/156

Related U.S. Application Data

(63) Continuation of application No. 29/234,021, filed on Jul. 13, 2005, now abandoned.
(51) **LOC (8) Cl.** **14-03**
(52) **U.S. Cl.** **D14/496; D14/156**
(58) **Field of Classification Search** D14/496,
D14/435, 474, 483, 217, 188, 204, 156, 157,
D14/160, 167, 168; 273/148 B; 463/43-47;
455/344-351; 369/6-12, 2, 75.11; 370/342-344;
345/156-158
See application file for complete search history.

* cited by examiner

Primary Examiner—Prabhakar Deshmukh
(74) *Attorney, Agent, or Firm*—Mayer, Brown, Rowe & Maw LLP

(57) **CLAIM**

I claim the ornamental design of a digital audio player, as shown and described.

DESCRIPTION

A portion of this patent document contains material which is subject to copyright protection. The copyright owner has no objection to the facsimile reproduction by anyone of the patent document or the patent disclosure, as it appears in the Patent and Trademark Office patent files or records, but otherwise reserves all copyrights whatsoever.
FIG. 1 is a perspective view of a digital audio player according to an embodiment of my new design;
FIG. 2 is a front elevation view thereof;
FIG. 3 is a rear elevation view thereof;
FIG. 4 is a right side elevation view thereof;
FIG. 5 is a left side elevation view thereof;
FIG. 6 is top plan view thereof; and,
FIG. 7 is a bottom plan view thereof.

(56) **References Cited**

U.S. PATENT DOCUMENTS

5,654,846 A * 8/1997 Wicks et al. 360/97.01
D416,896 S * 11/1999 Ogasawara D14/156
6,122,526 A * 9/2000 Parulski et al. 455/556.1
D441,735 S 5/2001 Katayama
D442,934 S * 5/2001 Volanski D14/156
D452,226 S 12/2001 Simpson et al.
D452,250 S 12/2001 Chan
D458,241 S 6/2002 Simpson et al.
D469,109 S 1/2003 Andre et al.
D472,245 S 3/2003 Andre et al.
D486,813 S 2/2004 Chun

1 Claim, 3 Drawing Sheets

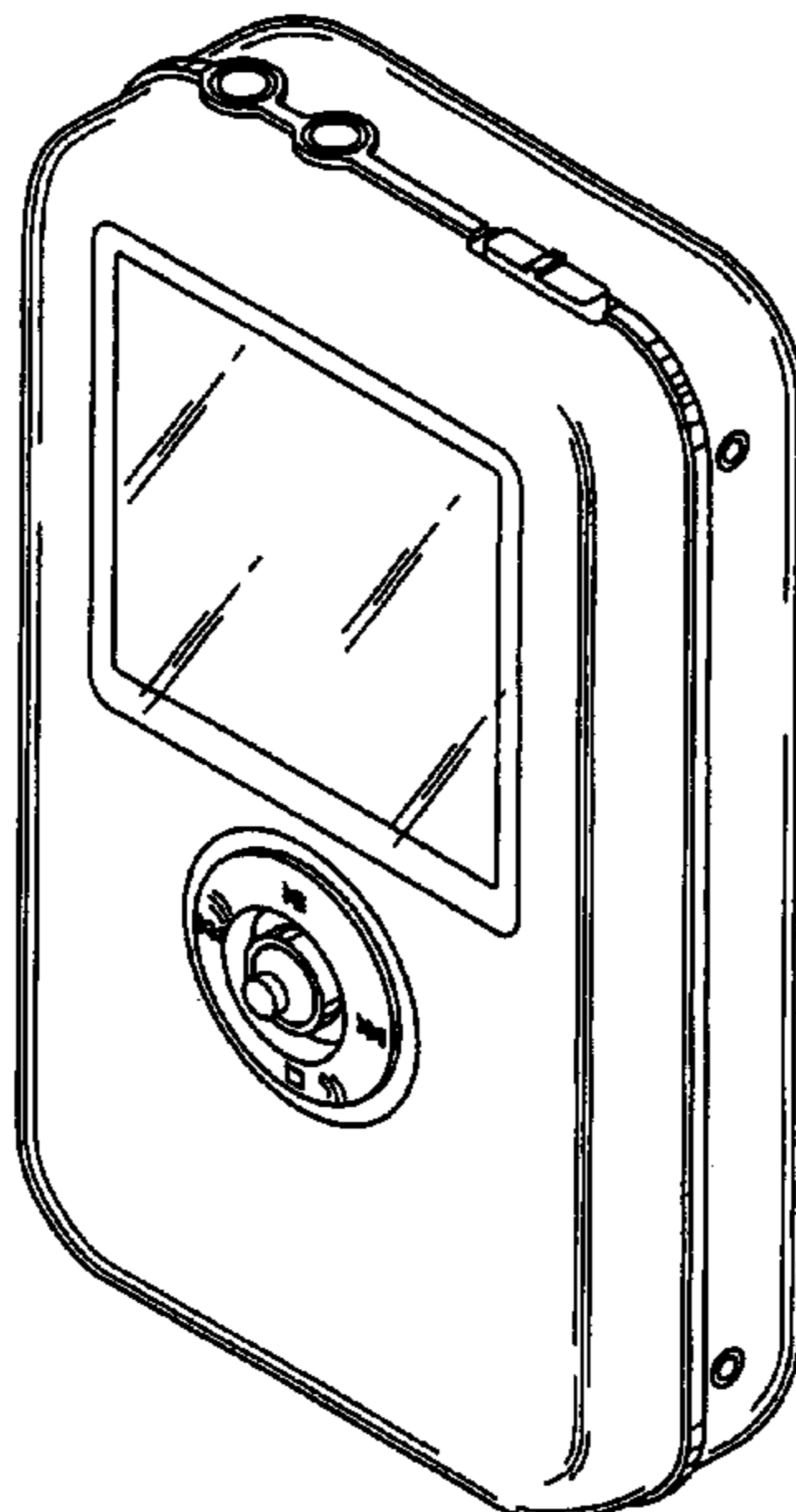


FIG. 1

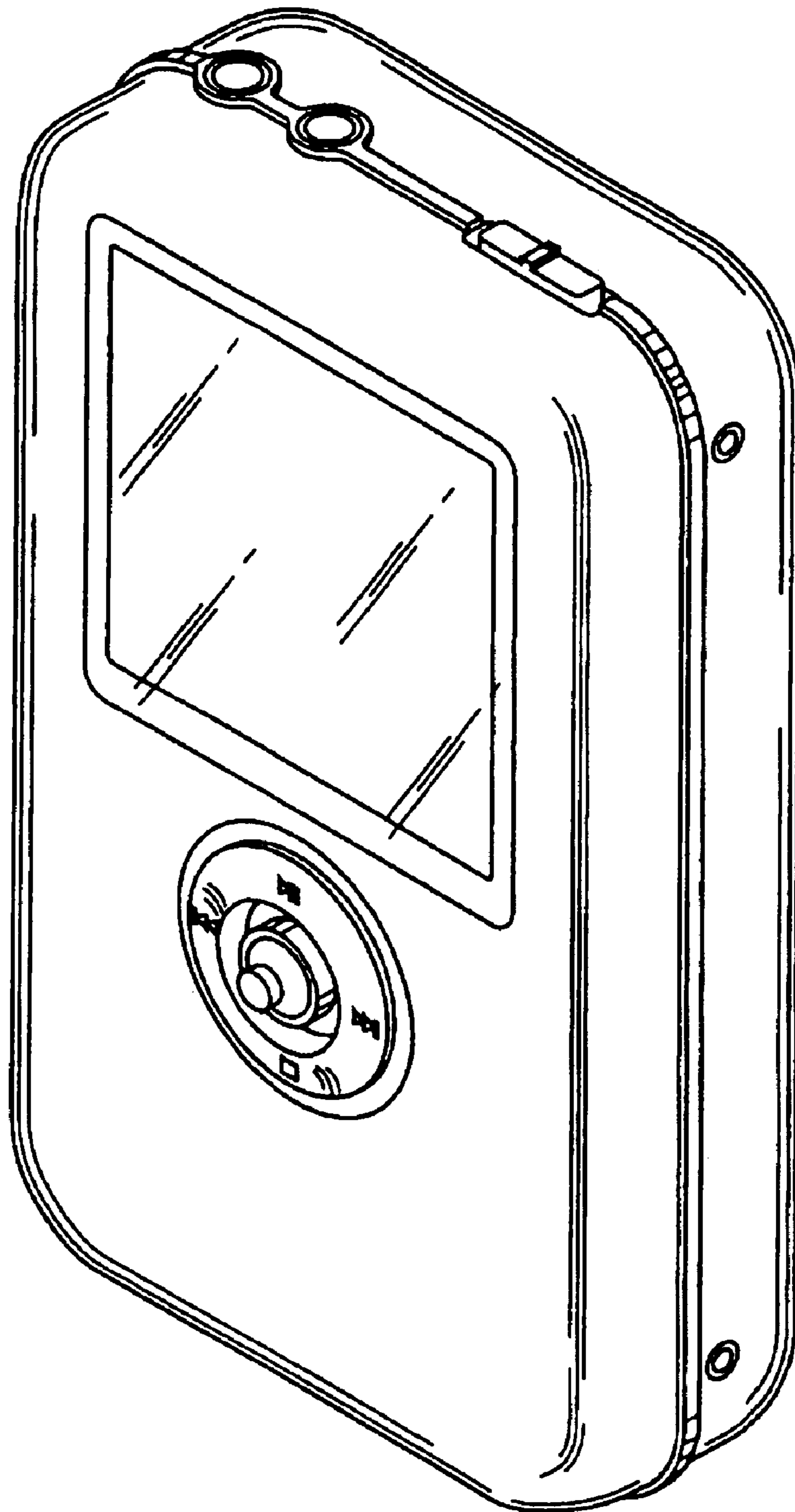


FIG. 3

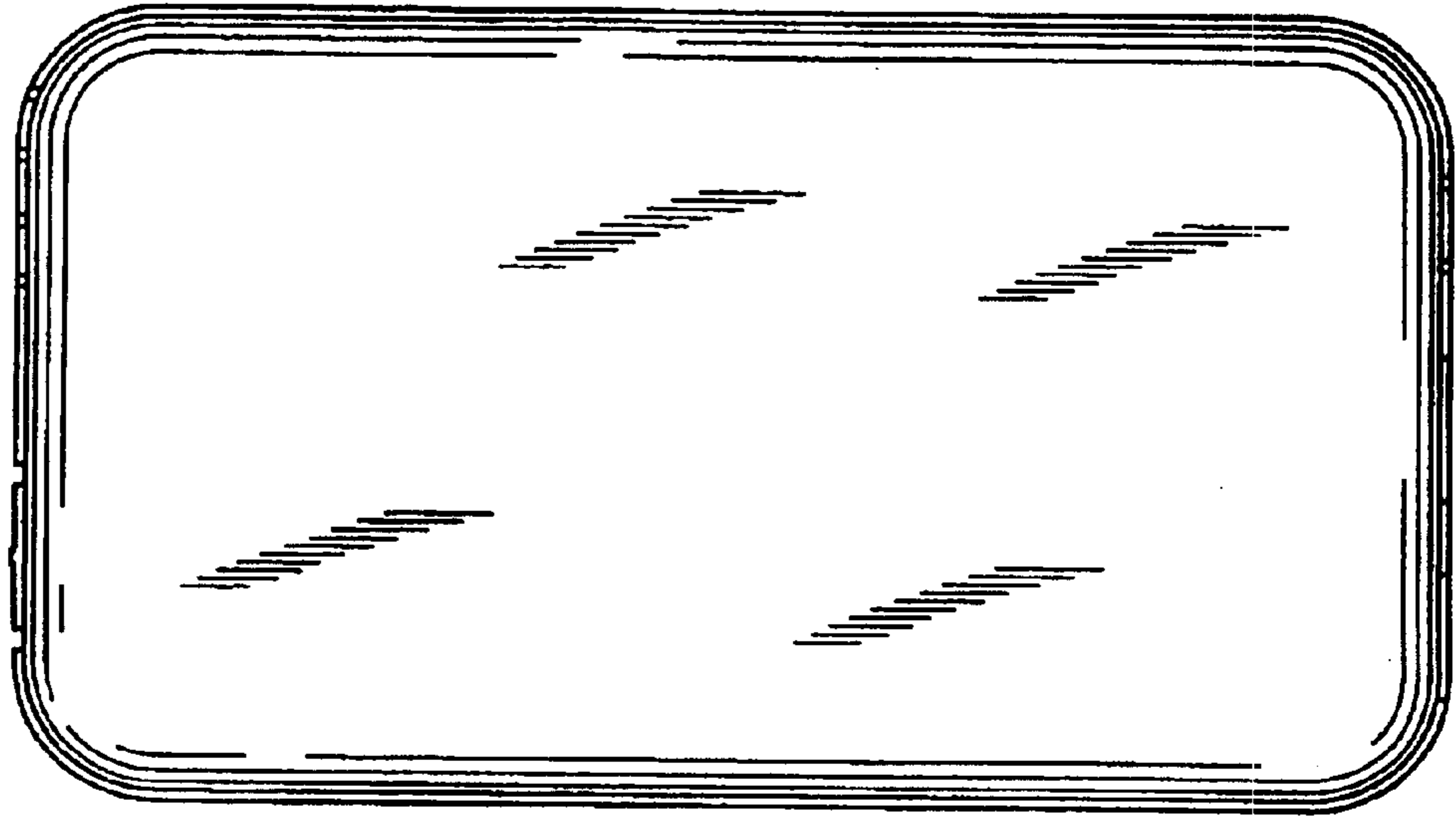


FIG. 2

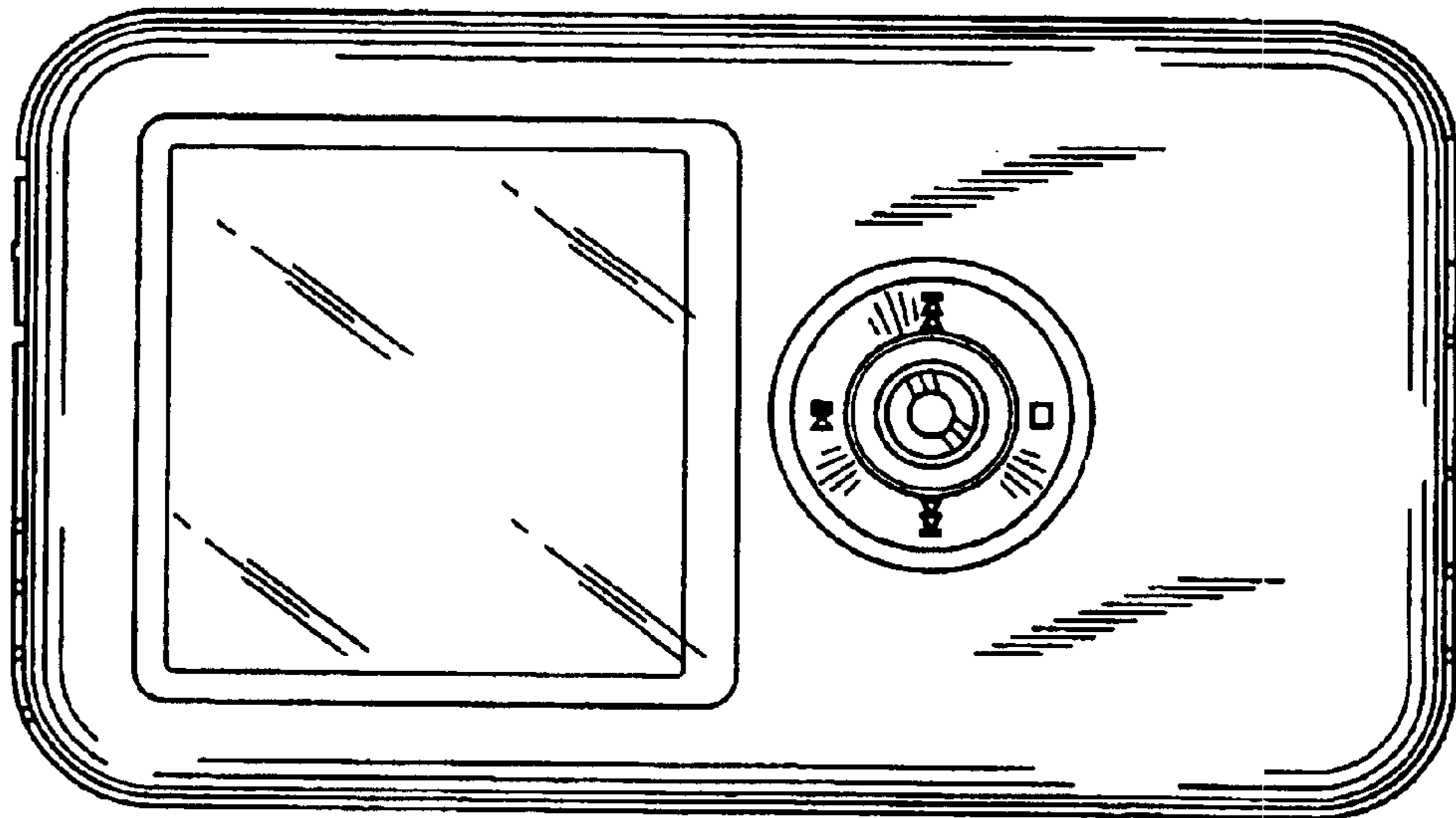


FIG. 4

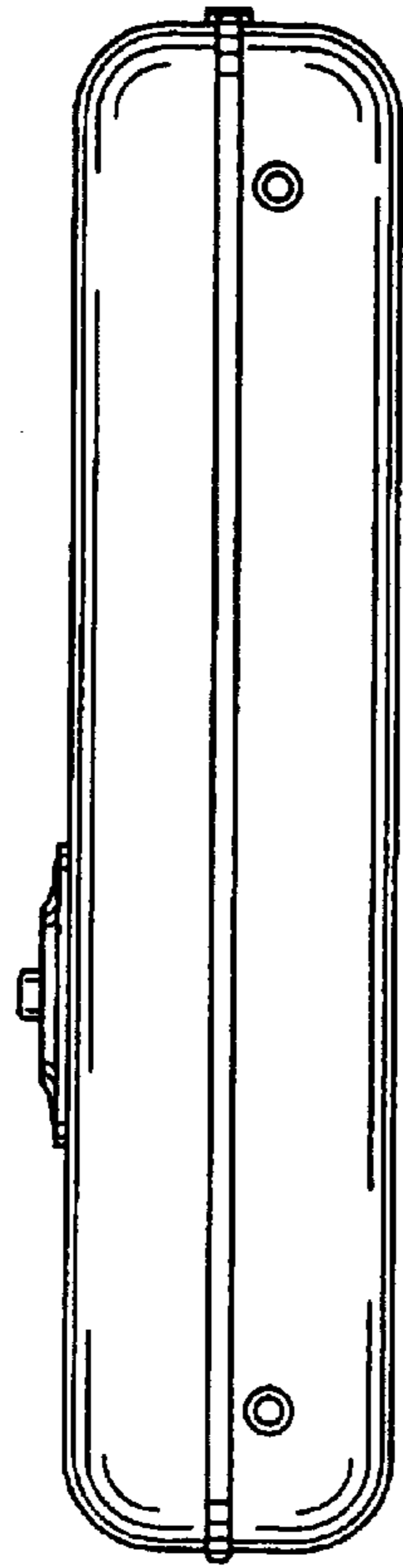


FIG. 5

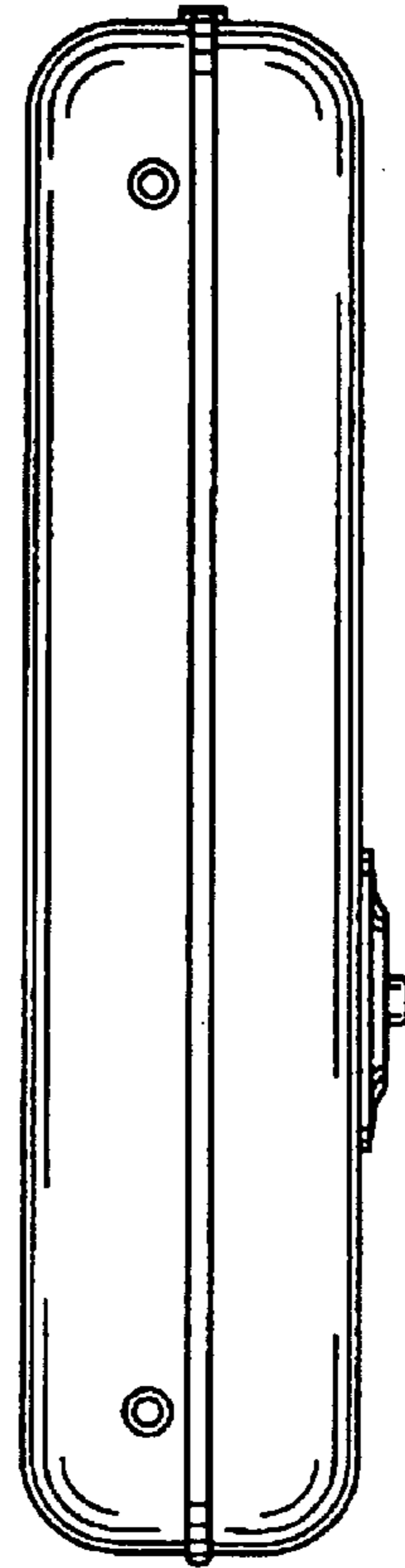


FIG. 6

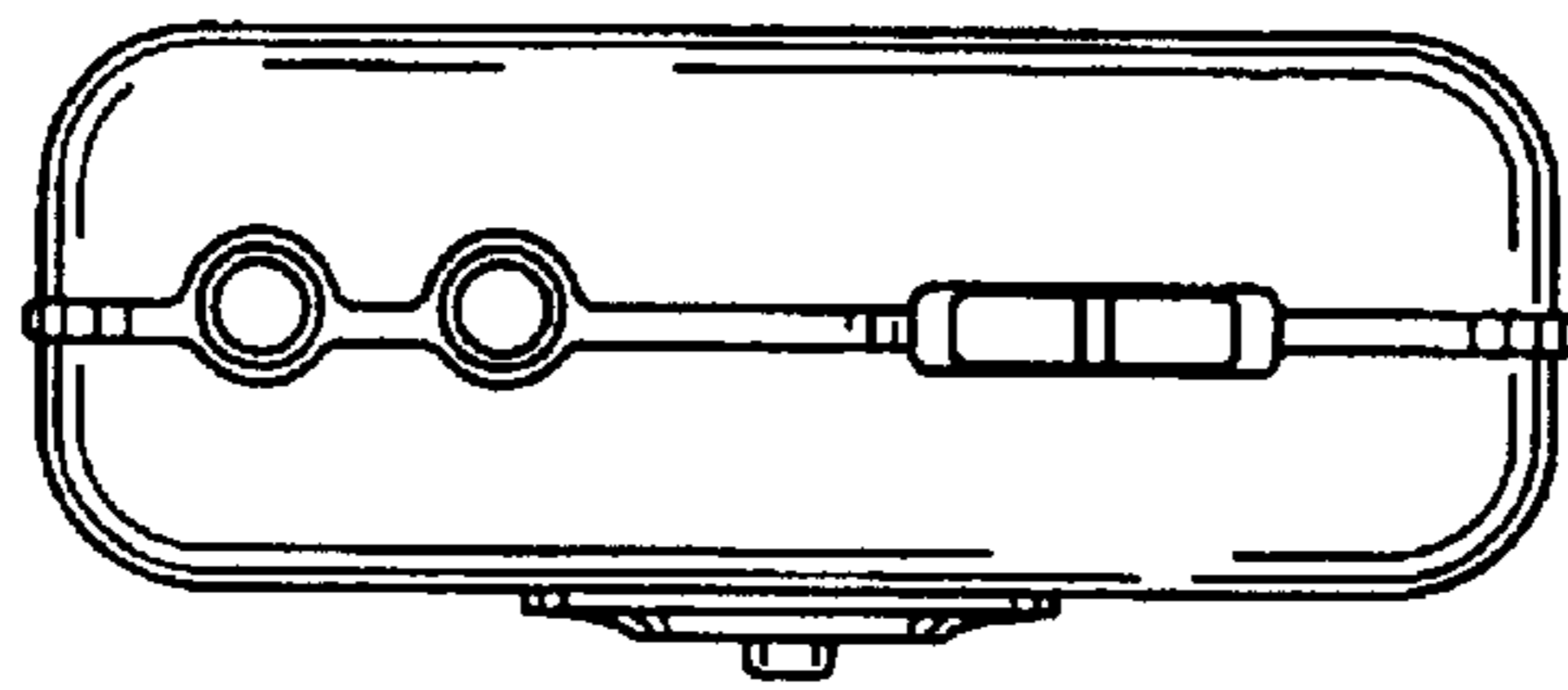


FIG. 7

