



US00D533561S

(12) **United States Design Patent** (10) **Patent No.:** **US D533,561 S**
Pelczarski et al. (45) **Date of Patent:** **** Dec. 12, 2006**

(54) **GRAPHICAL USER INTERFACE**
(75) Inventors: **Kerah Cottrell Pelczarski**, Mountain View, CA (US); **Nikhil Bhatla**, Sunnyvale, CA (US); **Adam Smith**, Mountain View, CA (US); **Bay-Wei Chang**, Foster City, CA (US); **Dylan Parker**, Palo Alto, CA (US); **Jennifer McGrath Fitzpatrick**, San Francisco, CA (US); **Uri Lerner**, Mountain View, CA (US); **Marissa Ann Mayer**, Palo Alto, CA (US); **Marcellus Paulus van Lohuizen**, Sunnyvale, CA (US); **Karen Anne White**, Campbell, CA (US)

D419,972 S * 2/2000 Johnson et al. D14/486
D420,993 S * 2/2000 Decker D14/486
D436,580 S * 1/2001 Navano et al. D14/486
D453,766 S * 2/2002 Grandcolas et al. D14/486
D454,139 S * 3/2002 Feldcamp D14/486
D454,354 S * 3/2002 Hood et al. D14/486
D455,435 S * 4/2002 Cassano et al. D14/486
D455,436 S * 4/2002 Cassano et al. D14/486
D468,322 S * 1/2003 Walker et al. D14/486
D469,442 S * 1/2003 Bohlen et al. D14/485
D473,236 S * 4/2003 Robbin et al. D14/486
D492,691 S * 7/2004 Kortis D14/486

(73) Assignee: **Google, Inc.**, Mountain View, CA (US)
(**) Term: **14 Years**

(21) Appl. No.: **29/202,251**
(22) Filed: **Mar. 26, 2004**

(51) **LOC (8) Cl.** **14-04**
(52) **U.S. Cl.** **D14/486**
(58) **Field of Classification Search** D14/485-95;
D18/24-33; D19/6; D20/11; D21/324-33;
715/700-866
See application file for complete search history.

(56) **References Cited**
U.S. PATENT DOCUMENTS

D403,313 S * 12/1998 Poppel D14/486

OTHER PUBLICATIONS

Google Slides of UI Design Prior to Mar. 29, 2004.

* cited by examiner

Primary Examiner—M. H. Tung
(74) *Attorney, Agent, or Firm*—Kilpatrick Stockton LLP

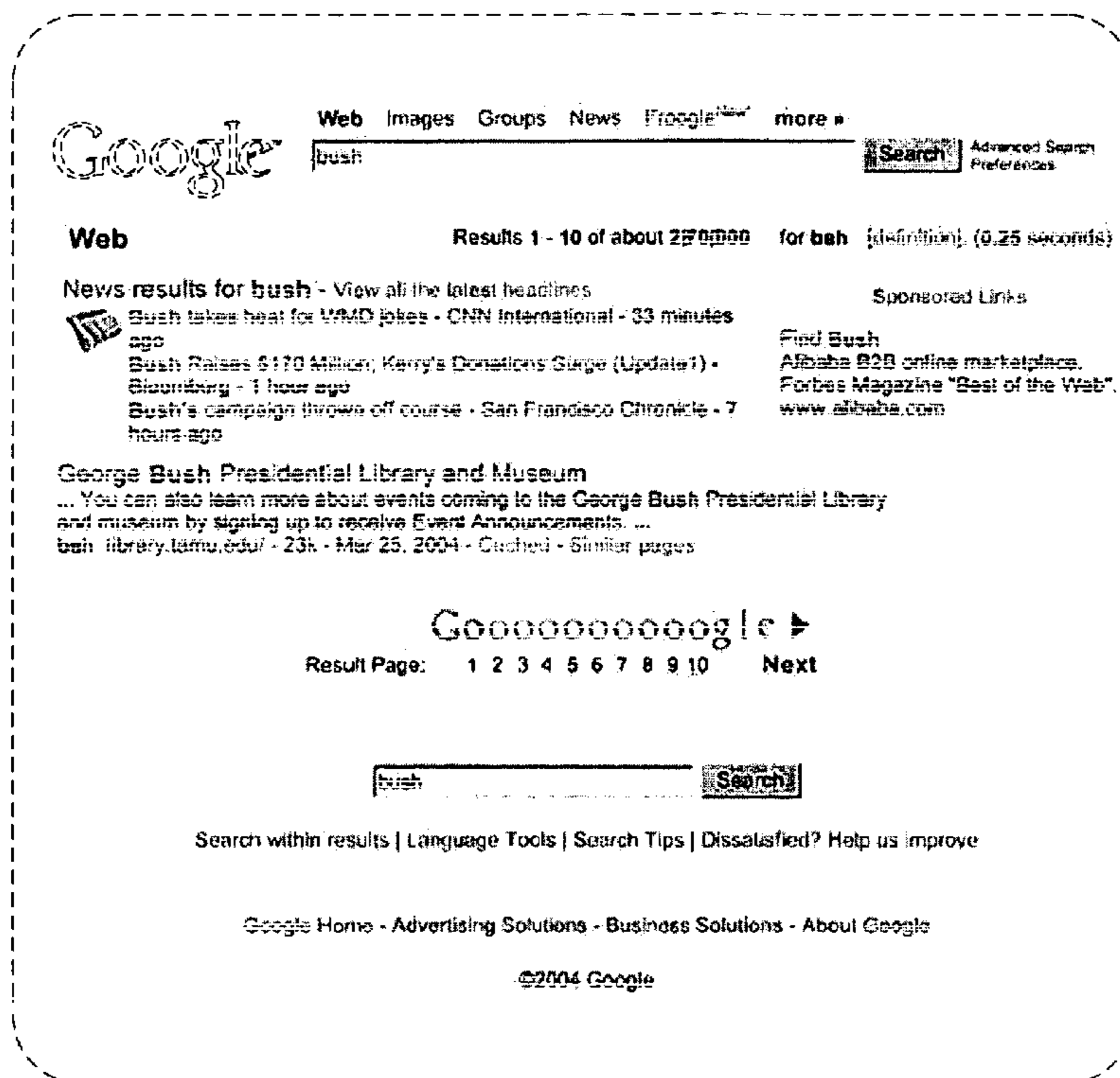
(57) **CLAIM**

The ornamental design for a graphical user interface, as shown and described.

DESCRIPTION

FIG. 1 is a front view of a graphical user interface for a display screen of a communications terminal;
FIG. 2 is a front view of a second embodiment thereof; and,
FIG. 3 is a front view of a third embodiment thereof.
The broken line drawings of text and the display screen in all views is for illustrative purposes only and forms no part of the claimed design.

1 Claim, 3 Drawing Sheets



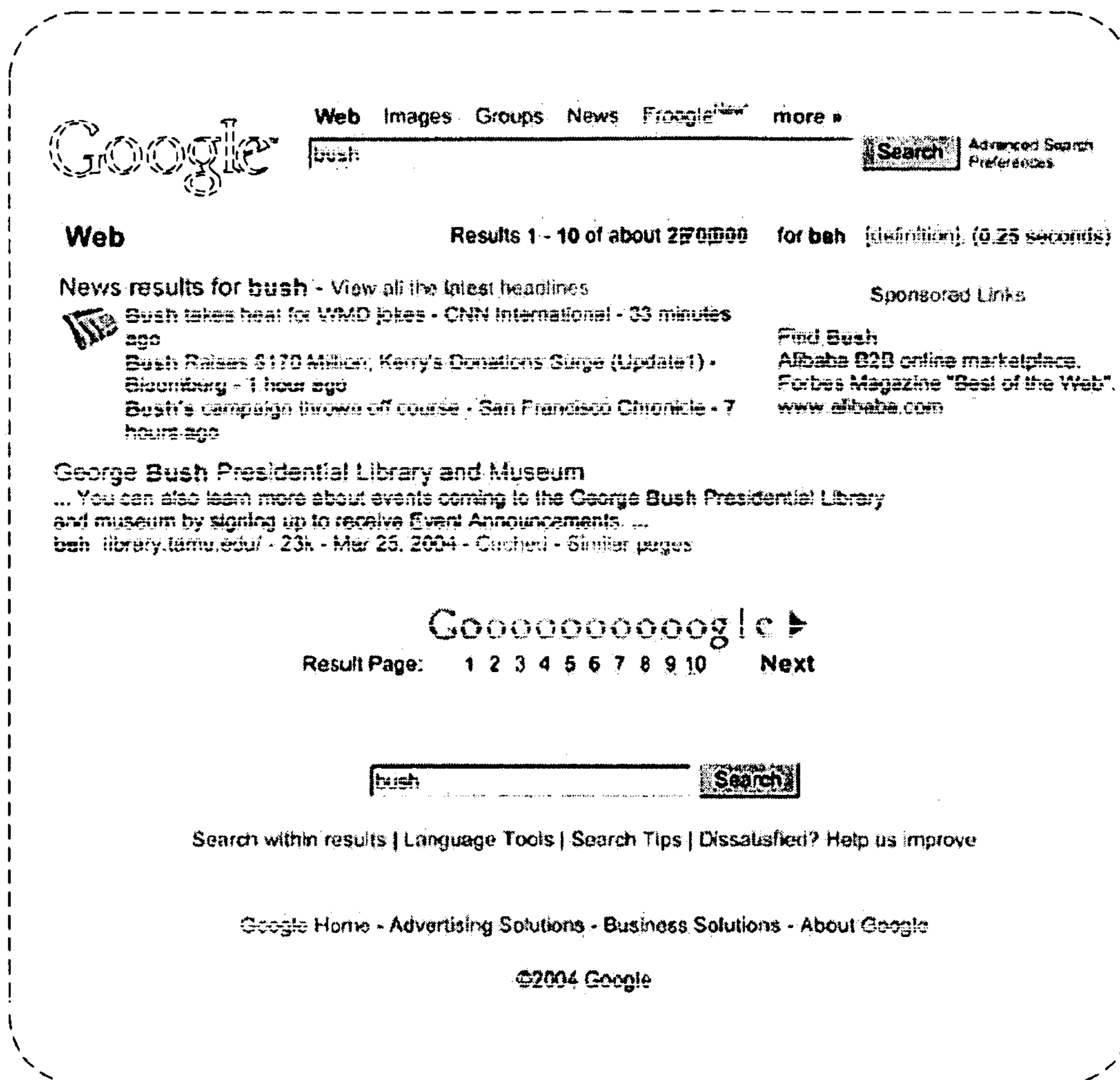


Fig. 1

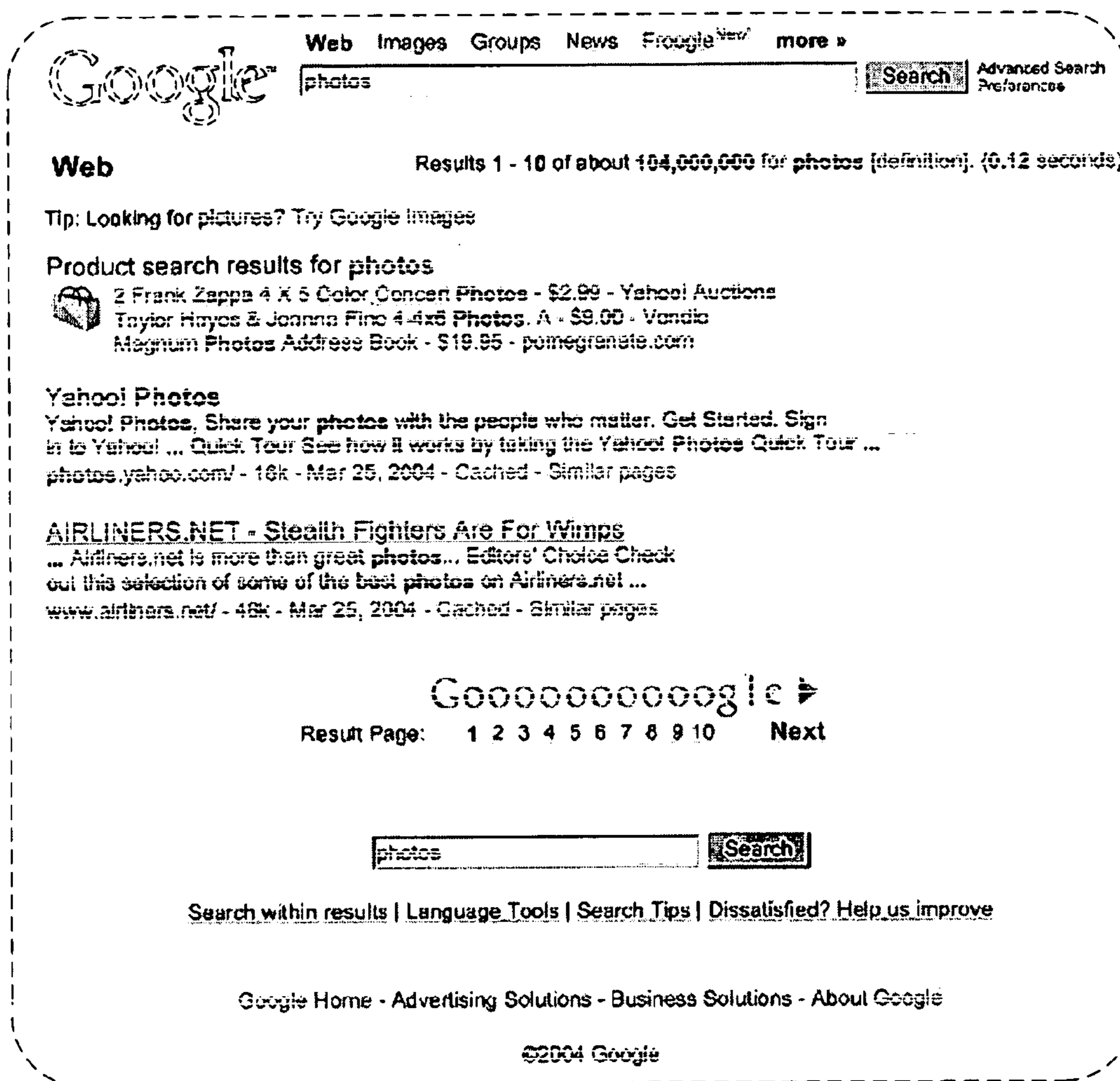


Fig. 2

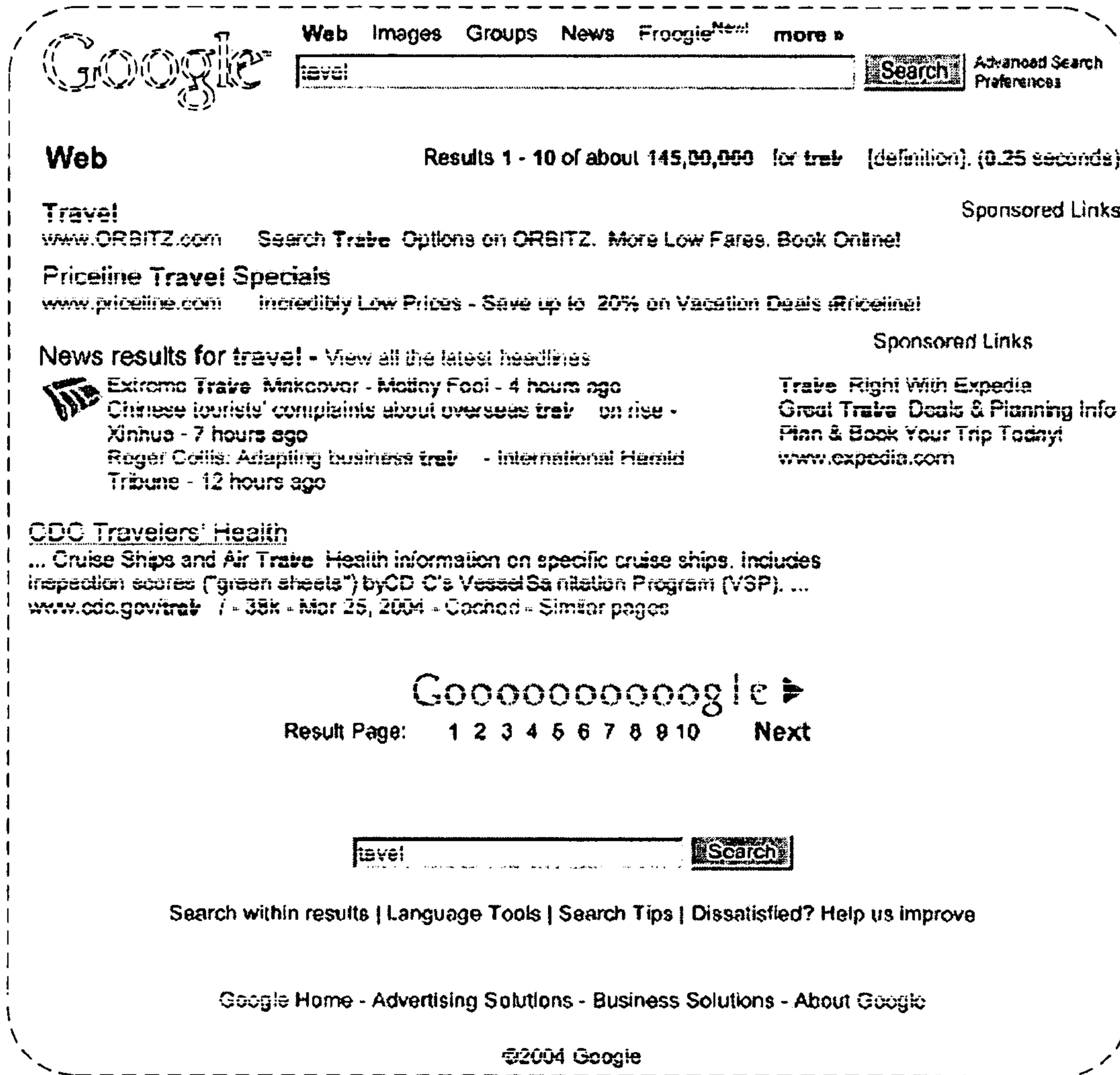


Fig. 3