



US00D533519S

(12) **United States Design Patent**
Ellison

(10) **Patent No.:** **US D533,519 S**

(45) **Date of Patent:** **** Dec. 12, 2006**

(54) **TELEVISION RECEIVER**

(75) Inventor: **Ian Ellison**, Valkenswaard (NL)

(73) Assignee: **Koninklijke Philips Electronics, N.V.**,
Eindhoven (NL)

(**) Term: **14 Years**

(21) Appl. No.: **29/213,730**

(22) Filed: **Sep. 22, 2004**

(30) **Foreign Application Priority Data**

Mar. 26, 2004 (EM) 000153697-0001

(51) **LOC (8) Cl.** **14-03**

(52) **U.S. Cl.** **D14/126**

(58) **Field of Classification Search** D14/125-135,
D14/239, 379, 371, 374, 375, 376, 113; D13/151,
D13/153; 312/7.2; 348/836, 838, 180, 184,
348/325, 739; 341/12; 248/917-924; 345/104,
345/133, 156, 168, 87, 173; 349/1, 2, 11,
349/62

See application file for complete search history.

(56) **References Cited**

U.S. PATENT DOCUMENTS

D424,538 S * 5/2000 Hayashi et al. D14/126

D453,333 S	*	2/2002	Chen	D14/374
D458,236 S	*	6/2002	Bong et al.	D14/126
D458,252 S	*	6/2002	Palm et al.	D14/343
D486,825 S	*	2/2004	Shiota et al.	D14/374
D490,420 S	*	5/2004	Solomon et al.	D14/341
D502,179 S	*	2/2005	Cha et al.	D14/375
D504,889 S	*	5/2005	Andre et al.	D14/341
D519,117 S	*	4/2006	Lewis	D14/374
D520,003 S	*	5/2006	Rinna et al.	D14/374

* cited by examiner

Primary Examiner—Philip Hyder

Assistant Examiner—Randall H. Gholson


(57) **CLAIM**

The ornamental design for a television receiver, as shown.

DESCRIPTION

FIG. 1 is a perspective view showing my design;
FIG. 2 is a front elevational view thereof;
FIG. 3 is a rear elevational view thereof;
FIG. 4 is a right side elevational view thereof;
FIG. 5 is a left side elevational view thereof;
FIG. 6 is a top plan view thereof; and,
FIG. 7 is a bottom plan view thereof.

1 Claim, 3 Drawing Sheets






FIG. 1




FIG. 2




FIG. 3




FIG. 4




FIG. 5




FIG. 6

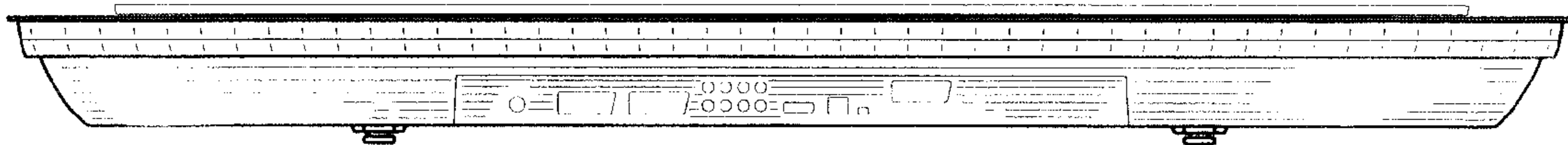


FIG. 7