



US00D533514S

(12) **United States Design Patent** (10) **Patent No.:** **US D533,514 S**
Hidalgo (45) **Date of Patent:** **** Dec. 12, 2006**

(54) **REMOTE CONTROL**

(75) Inventor: **Rolando Hidalgo**, Orange, CA (US)

(73) Assignee: **Minka Lighting, Inc.**, Corona, CA (US)

(**) Term: **14 Years**

(21) Appl. No.: **29/241,163**

(22) Filed: **Oct. 25, 2005**

(51) **LOC (8) Cl.** **13-03**

(52) **U.S. Cl.** **D13/168**

(58) **Field of Classification Search** D13/168;
D10/104, 106; D14/218, 247, 496; 340/825.22,
340/825.24, 825.25, 825.31, 825.36, 825.69,
340/825.71, 825.72; 341/20, 22, 23, 34, 173,
341/174, 176; 345/156, 168, 169; 348/734;
455/92, 95, 100, 128, 151.1–151.4, 325–355;
463/39; 700/17, 19, 20, 281

See application file for complete search history.

(56) **References Cited**

U.S. PATENT DOCUMENTS

D312,072 S * 11/1990 Bergeron D13/168
5,705,997 A * 1/1998 Park 340/825.49
D469,109 S 1/2003 Andre et al.
D472,245 S 3/2003 Andre et al.
D494,188 S * 8/2004 Huang D14/496

D500,309 S * 12/2004 Borsboom D14/218
D502,929 S 3/2005 Copeland et al.
D504,872 S * 5/2005 Uehara et al. D13/168
D506,476 S * 6/2005 Andre et al. D14/496
D507,759 S * 7/2005 Li D10/106
2004/0125078 A1 * 7/2004 Nishimori et al. 345/156

* cited by examiner

Primary Examiner—Selina Sikder

(74) *Attorney, Agent, or Firm*—Baker & McKenzie LLP

(57) **CLAIM**

The ornamental design for a remote control, as shown and described.

DESCRIPTION

FIG. 1 is a perspective view from above of a remote control in accordance with my design;

FIG. 2 is a top plan view of the remote control in accordance with my design;

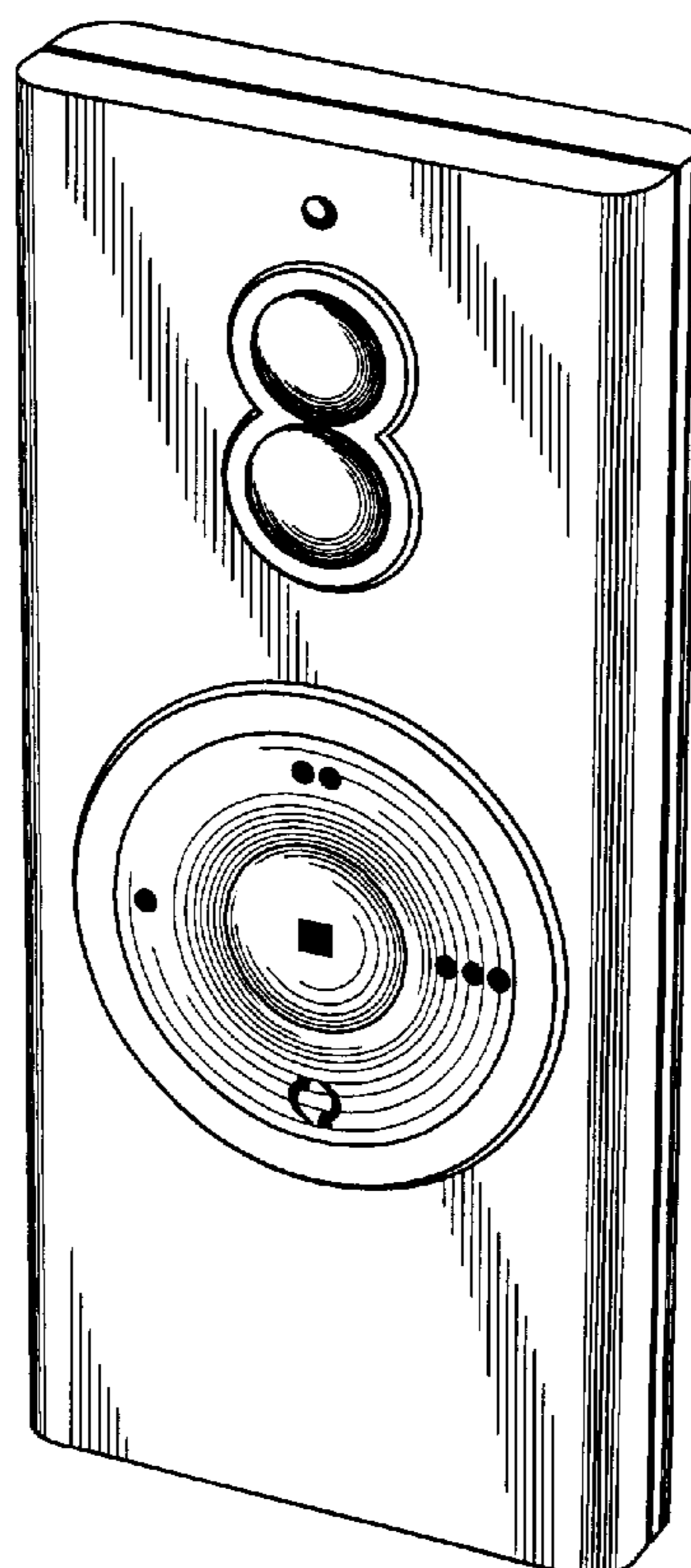
FIG. 3 is a bottom plan view of the remote control in accordance with my design;

FIG. 4 is a side elevation view of the remote control in accordance with my design, the opposite side being a mirror image of that shown;

FIG. 5 is a front elevation view of the remote control in accordance with my design; and,

FIG. 6 is a back elevation view of the remote control in accordance with my design.

1 Claim, 1 Drawing Sheet



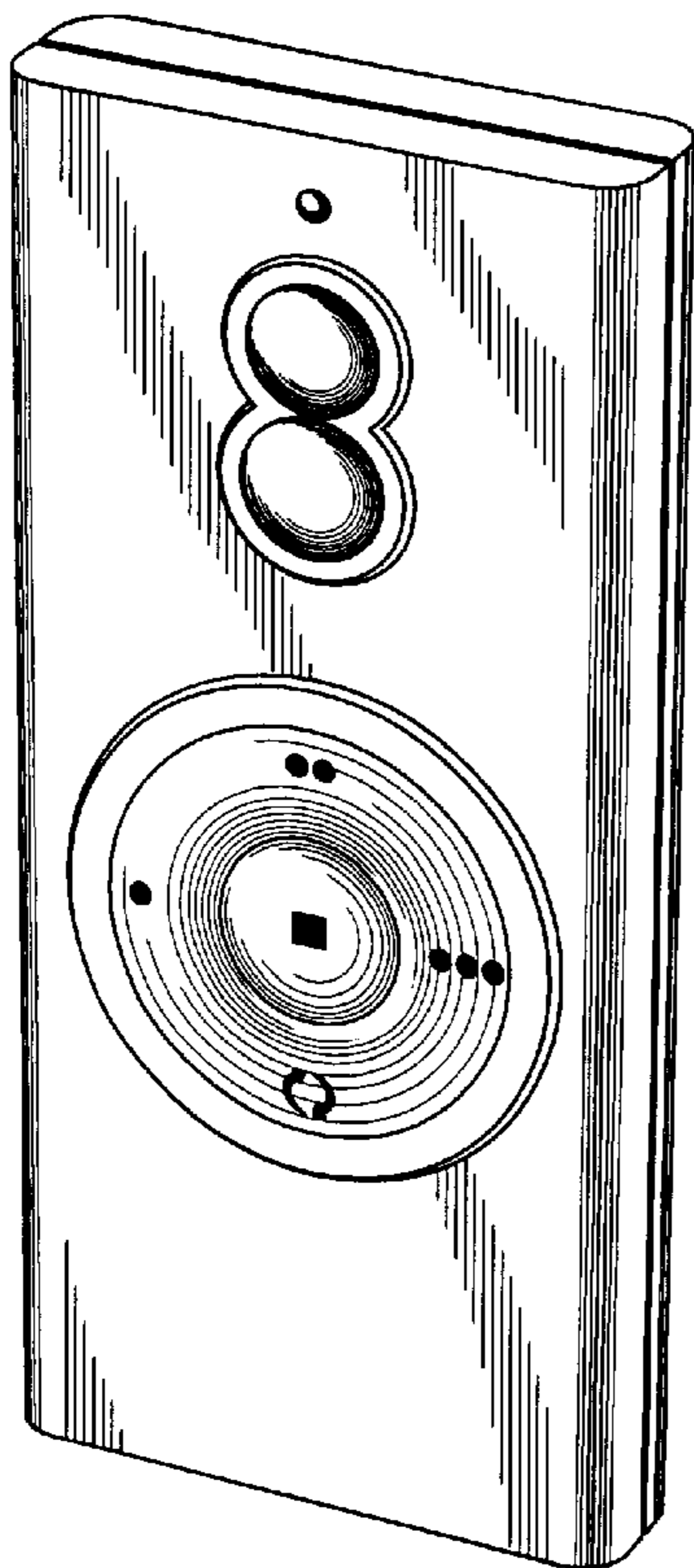


Fig.1

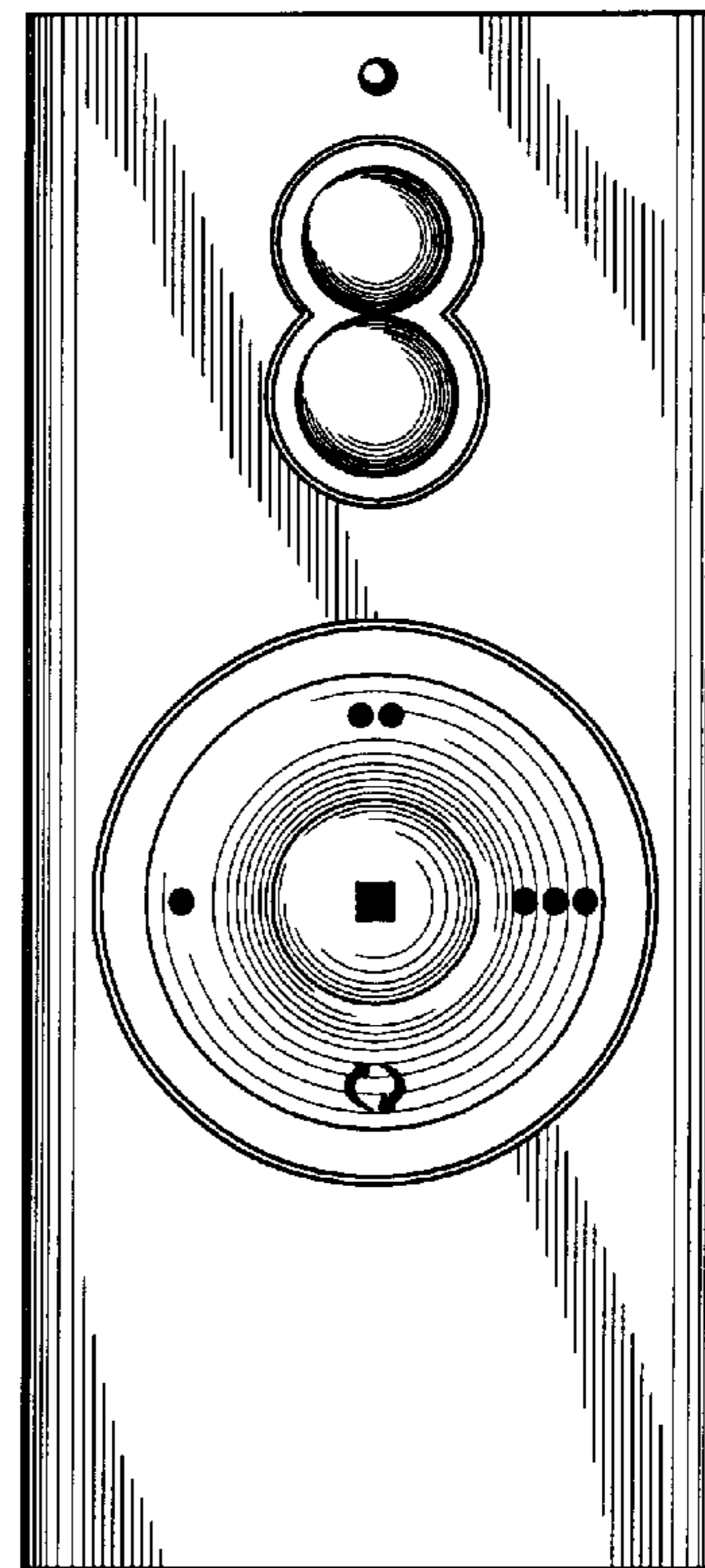


Fig.5

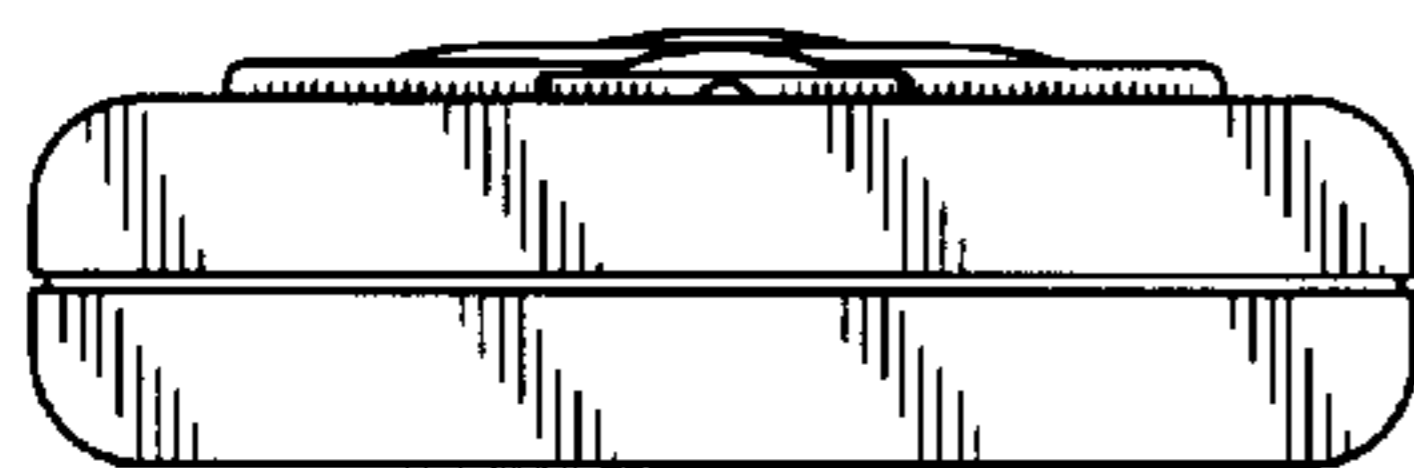


Fig.2



Fig.3




Fig.4




Fig.6