



US00D533498S

(12) **United States Design Patent**
Scheuren et al.

(10) **Patent No.:** **US D533,498 S**

(45) **Date of Patent:** **** Dec. 12, 2006**

(54) **TIRE TREAD**

(75) Inventors: **Daniel Scheuren**, Arlon (BE); **Aake Martin Wickstroem**, Mamer (LU); **Phuoc Thuan Le**, Attert (BE); **Michel Pierre Charles Robert**, Sibret (BE); **Georges Gaston Feider**, Bettborn (LU); **Franck Jean-Louis Nicolas Bouffay**, Luxembourg (LU)

(73) Assignee: **The Goodyear Tire & Rubber Company**, Akron, OH (US)

(**) Term: **14 Years**

(21) Appl. No.: **29/243,016**

(22) Filed: **Nov. 17, 2005**

(51) **LOC (8) Cl.** **12-15**

(52) **U.S. Cl.** **D12/588; D12/901**

(58) **Field of Classification Search** D12/534, D12/537, 551, 552, 553, 554, 555, 556, 586, D12/587, 588, 589, 590, 591, 900; 152/209.1, 152/209.11, 209.13, 209.28

See application file for complete search history.

(56) **References Cited**

U.S. PATENT DOCUMENTS

2,770,279	A	*	11/1956	Harrison	152/209.28
D301,132	S	*	5/1989	Himuro et al.	D12/553
D365,051	S	*	12/1995	Brayer et al.	D12/553
D383,712	S		9/1997	Scheuren et al.	D12/143
D448,709	S		10/2001	Le	D12/147
D464,021	S	*	10/2002	Walton et al.	D12/554

D470,454	S		2/2003	Helt	D12/582
D473,843	S		4/2003	Le et al.	D12/600
D480,045	S		9/2003	Durand et al.	D12/601
D497,875	S		11/2004	Le et al.	D12/594
D504,865	S		5/2005	Maziarka et al.	D12/521
D506,722	S	*	6/2005	Nonaka	D12/553

OTHER PUBLICATIONS

Nexen Euro-Win 550/600/650/700 Tire, 2004 Tread Design Guide, Jan. 2004, p. 46. 4/3.*

* cited by examiner

Primary Examiner—Robert M. Spear

(74) *Attorney, Agent, or Firm*—Richard B. O'Planick

(57) **CLAIM**

The ornamental design for a tire tread, as shown and described.

DESCRIPTION

FIG. 1 is a perspective view of a tire tread showing our new design, it being understood that the pattern repeats uniformly throughout the circumference of the tread;

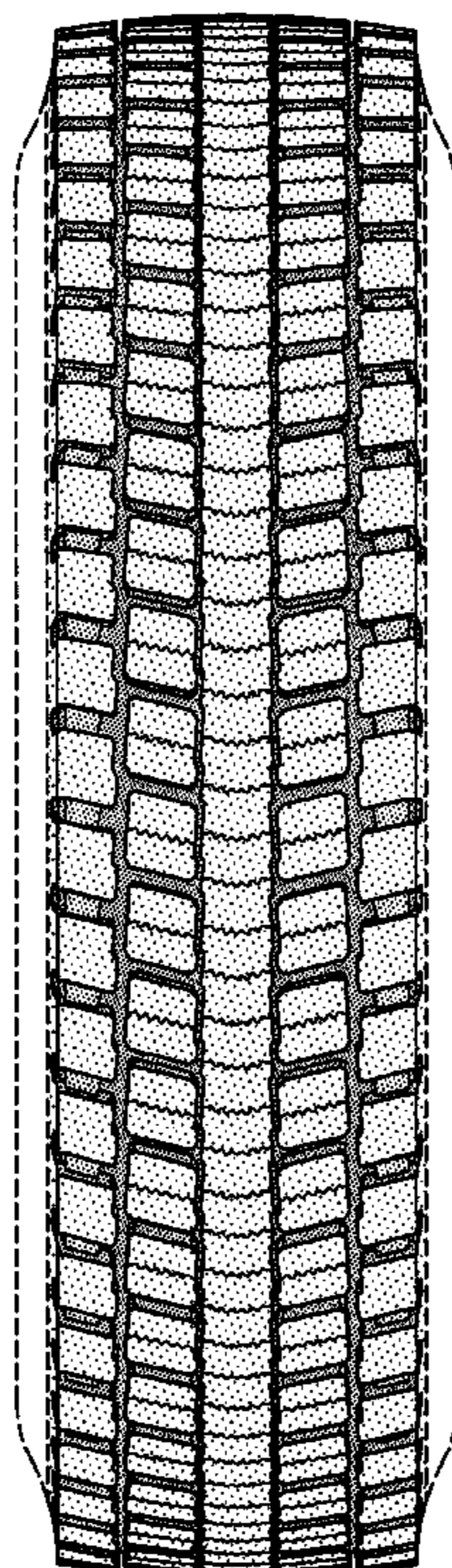
FIG. 2 is a front elevational view thereof;

FIG. 3 is a right side elevational view thereof; the other side being a mirror image thereof; and,

FIG. 4 is an enlarged fragmentary front elevational view thereof.

In the drawings, the broken lines defining the sidewall, inner bead and the peripheral boundary between the tire tread and the sidewall are for illustrative purposes only and form no part of the claimed design.

1 Claim, 4 Drawing Sheets



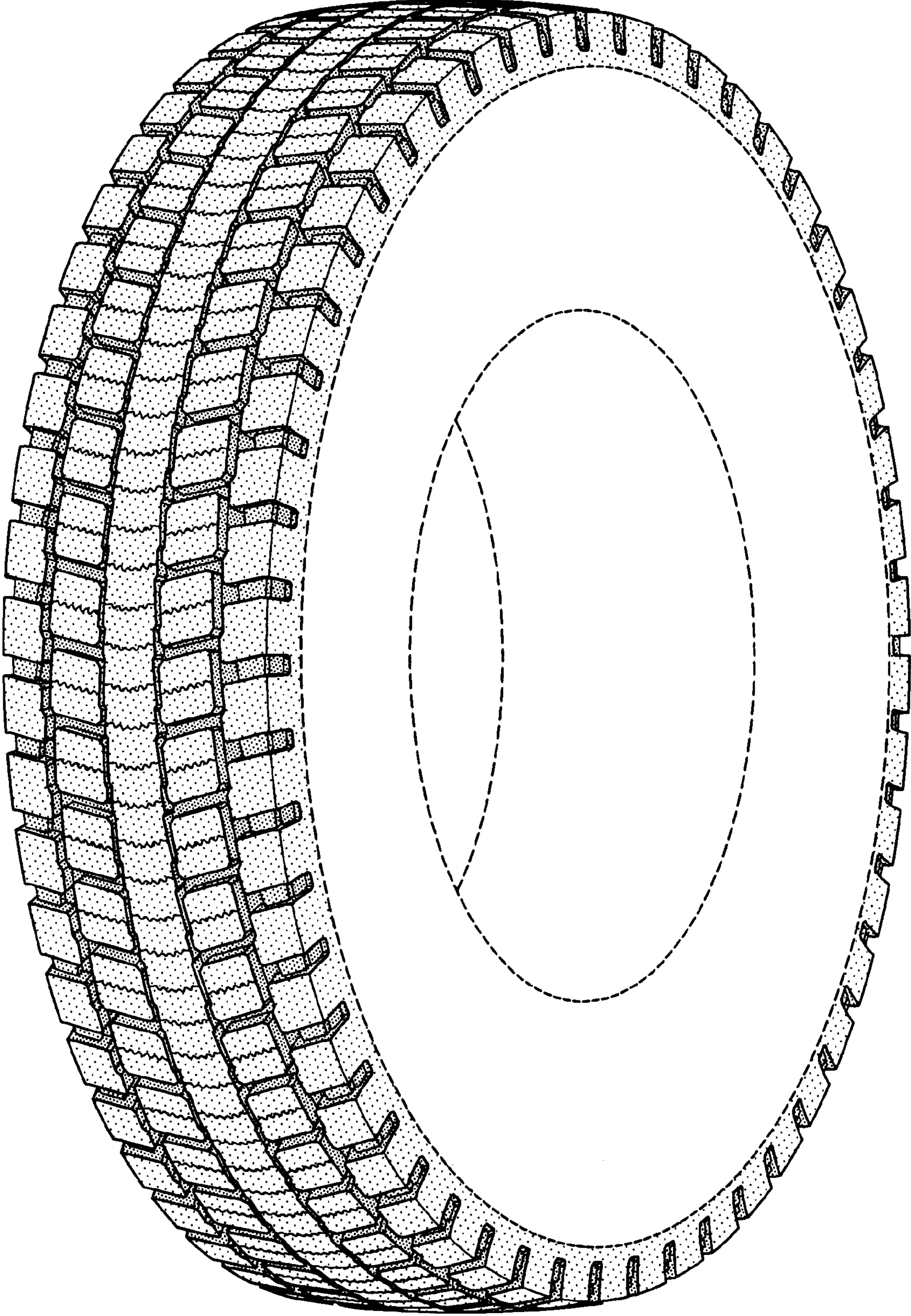


FIG-1

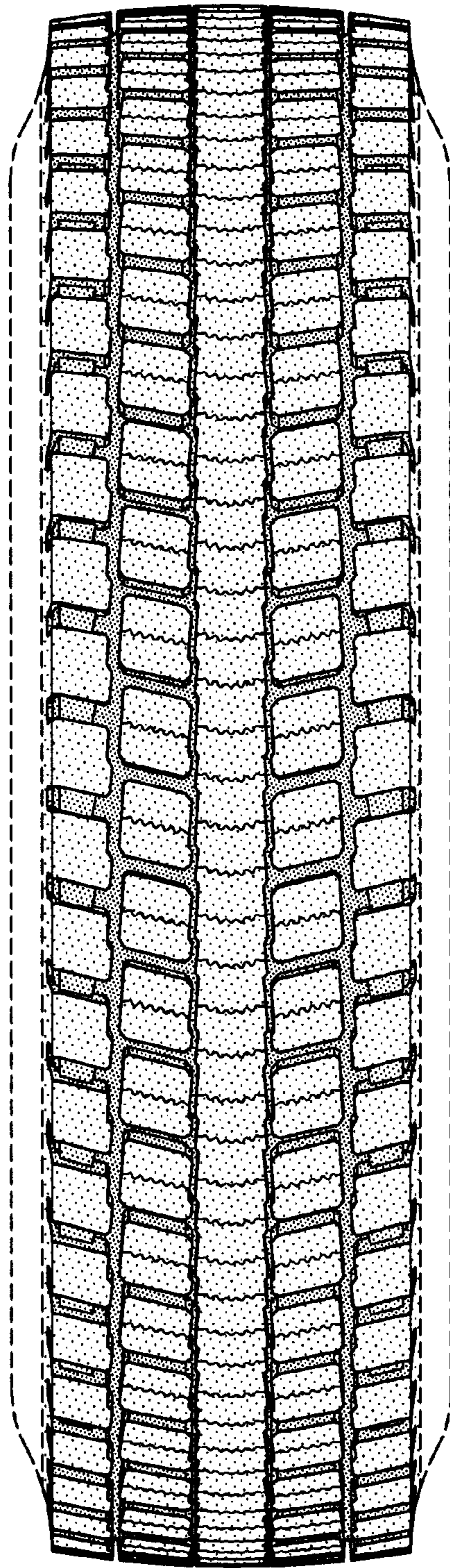


FIG-2

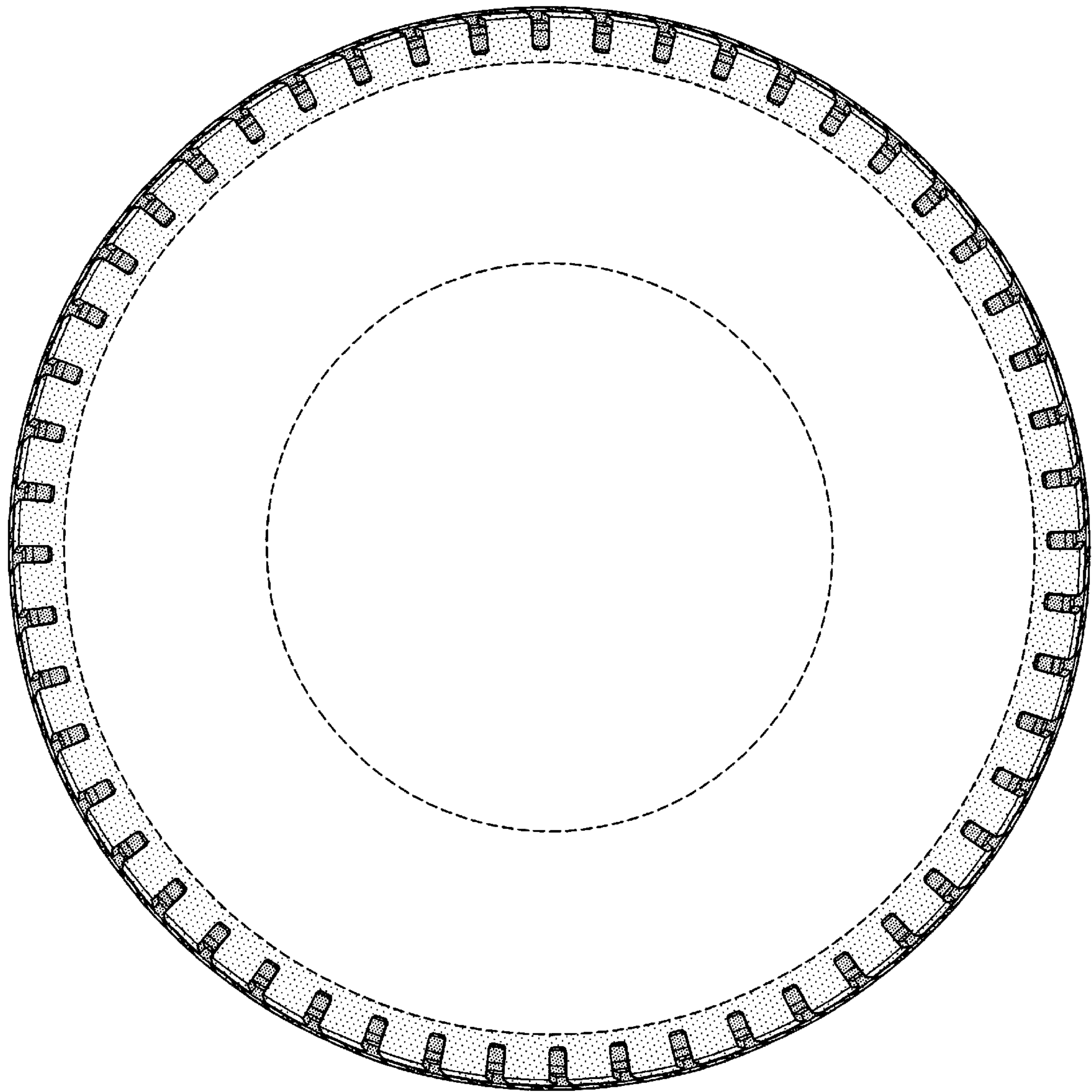


FIG-3

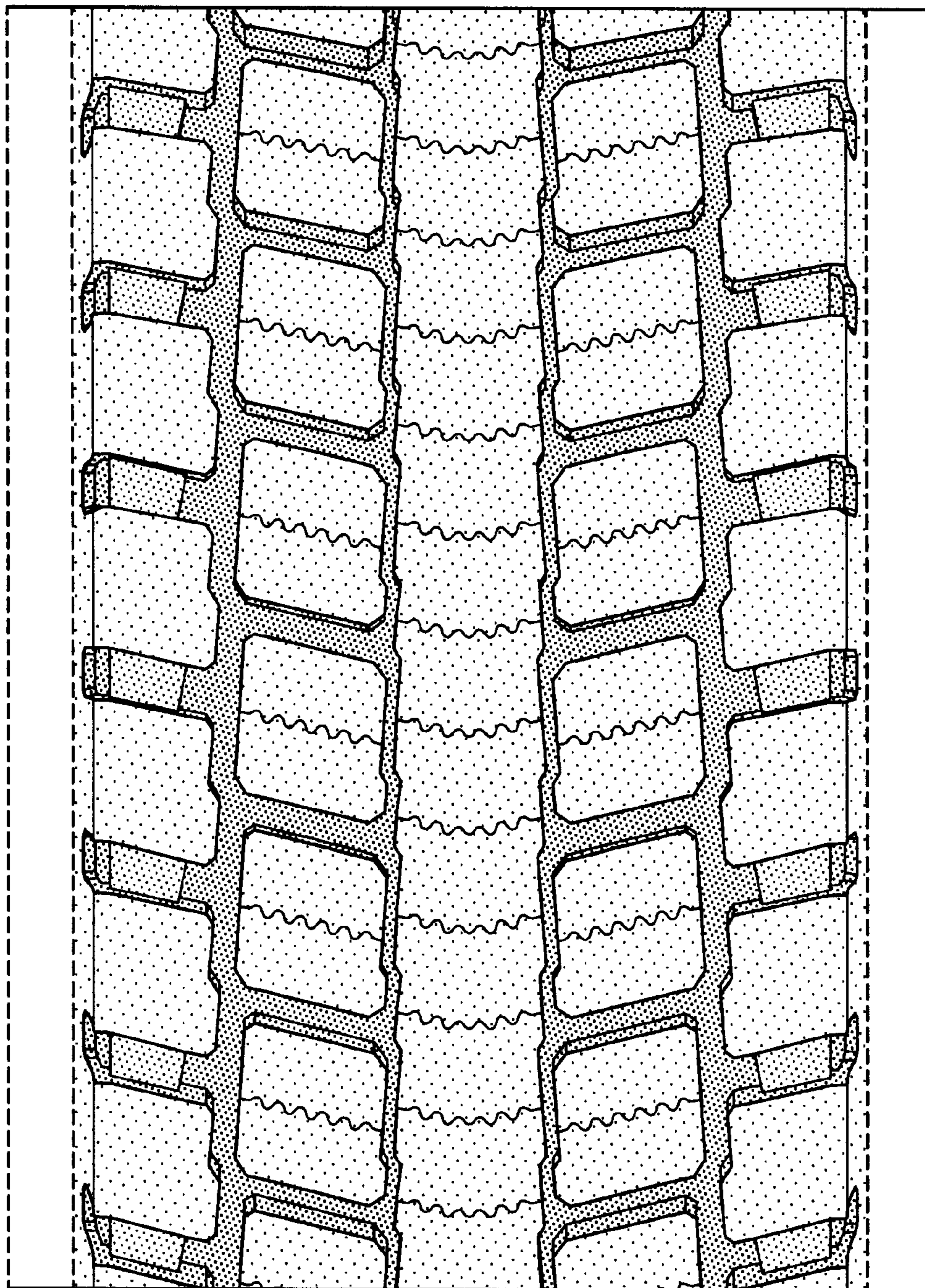


FIG-4