



US00D533495S

(12) **United States Design Patent**
Arora

(10) **Patent No.:** **US D533,495 S**

(45) **Date of Patent:** **** Dec. 12, 2006**

(54) **WHEEL**

(75) Inventor: **Manoj Arora**, Hong Kong (HK)

(73) Assignee: **Valley Custom Tire, Inc.**, Vernon, CA (US)

(**) Term: **14 Years**

(21) Appl. No.: **29/254,549**

(22) Filed: **Feb. 25, 2006**

(51) **LOC (8) Cl.** **12-16**

(52) **U.S. Cl.** **D12/209**

(58) **Field of Classification Search** D12/204-213;
301/37.101, 64.101, 65

See application file for complete search history.

(56) **References Cited**

U.S. PATENT DOCUMENTS

D410,617 S	*	6/1999	Hussaini et al.	D12/209
D427,558 S	*	7/2000	Neeper	D12/211
D471,502 S	*	3/2003	McMath	D12/209
D474,439 S	*	5/2003	McMath	D12/209

D476,939 S	*	7/2003	Francis	D12/209
D487,881 S	*	3/2004	Laengerer	D12/209
D493,403 S	*	7/2004	Kataoka	D12/209
D496,318 S	*	9/2004	Cheng	D12/209
D496,622 S	*	9/2004	Cheng	D12/209
D500,723 S	*	1/2005	Alimchandani	D12/209
D506,428 S	*	6/2005	Hussaini et al.	D12/209
D516,981 S	*	3/2006	Sulahian	D12/209
D516,984 S	*	3/2006	Hernandez	D12/209

* cited by examiner

Primary Examiner—Stacia Cadmus

(74) *Attorney, Agent, or Firm*—Loza & Loza LLP

(57) **CLAIM**

The ornamental design for a wheel, as shown and described.


DESCRIPTION

FIG. 1 is a perspective view of a wheel, showing my new design; and,

FIG. 2 is a front plan view thereof.

The broken line showing of environment is for illustrative purposes only and forms no part of the claimed design.

1 Claim, 2 Drawing Sheets



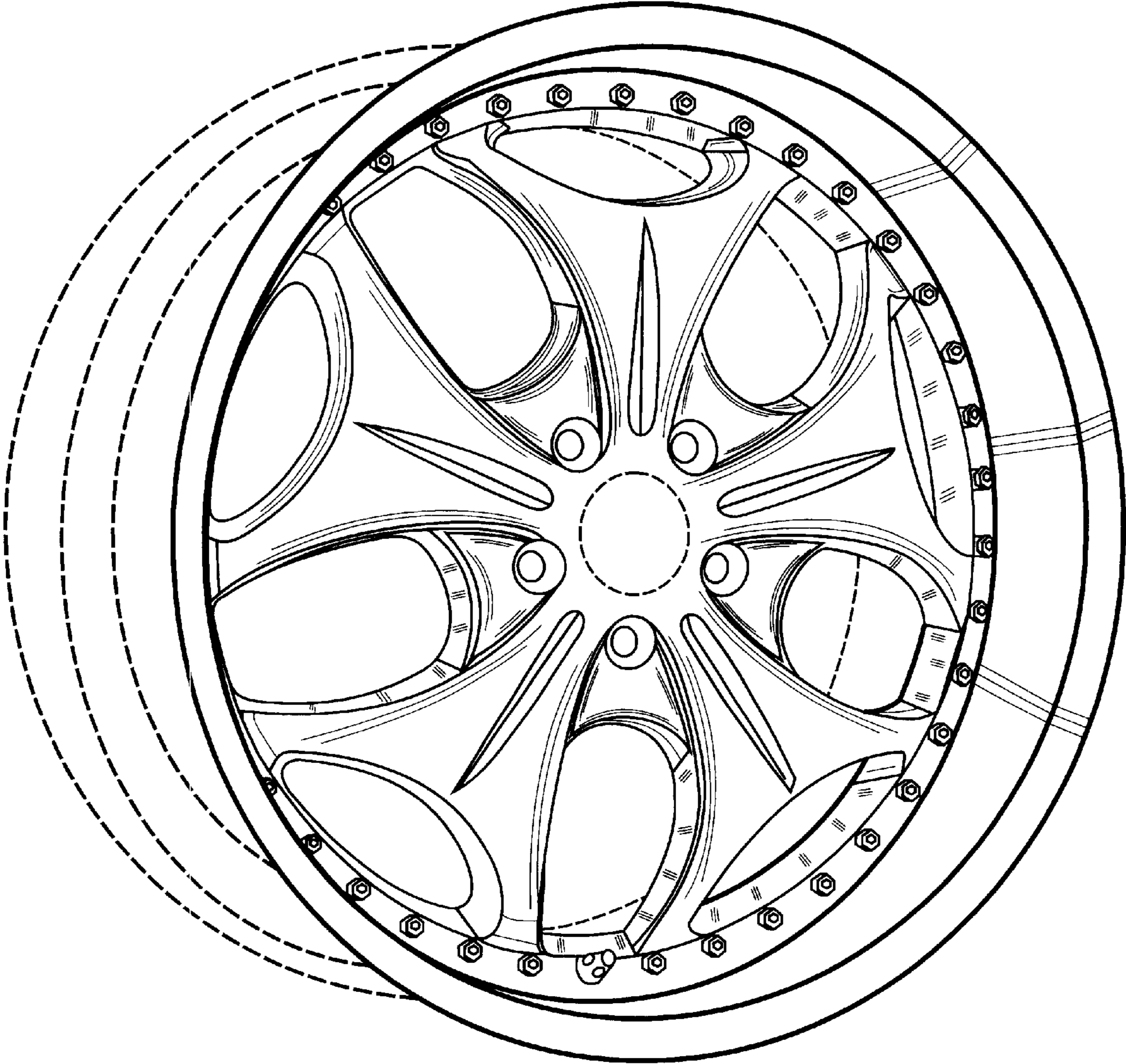


FIG. 1




FIG. 2