



US00D533478S

(12) **United States Design Patent**
McDonald

(10) **Patent No.:** **US D533,478 S**

(45) **Date of Patent:** **** Dec. 12, 2006**

(54) **PENDANT**

(75) Inventor: **Matthew McDonald**, Glengowrie (AU)

(73) Assignee: **Cast Aways Manufacturing**,
Glengowrie (AU)

(**) Term: **14 Years**

(21) Appl. No.: **29/236,068**

(22) Filed: **Aug. 11, 2005**

(30) **Foreign Application Priority Data**

Jul. 5, 2005 (AU) 12837/2005
Jul. 5, 2005 (AU) 12838/2005

(51) **LOC (8) Cl.** **11-01**

(52) **U.S. Cl.** **D11/79**

(58) **Field of Classification Search** D11/200,
D11/201, 221; 24/415-417, 419, 421, 427-431,
24/381-382, 385, 387, 433; 384/64

See application file for complete search history.

(56) **References Cited**

U.S. PATENT DOCUMENTS

D100,839 S * 8/1936 Barrett D11/221

D137,745 S * 4/1944 Koch D11/95
D247,228 S * 2/1978 Viveiros D11/1
D280,713 S * 9/1985 Moses et al. D11/79
D467,830 S * 12/2002 Kelleghan D11/79

OTHER PUBLICATIONS

Rio Grande Gems and Findings Aug. 2003-Aug. 2004 2004
Catalog.*

* cited by examiner

Primary Examiner—Ralf Seifert

(74) *Attorney, Agent, or Firm*—Nath & Associates PLLC;
Gregory B. Kang; Derek Richmond

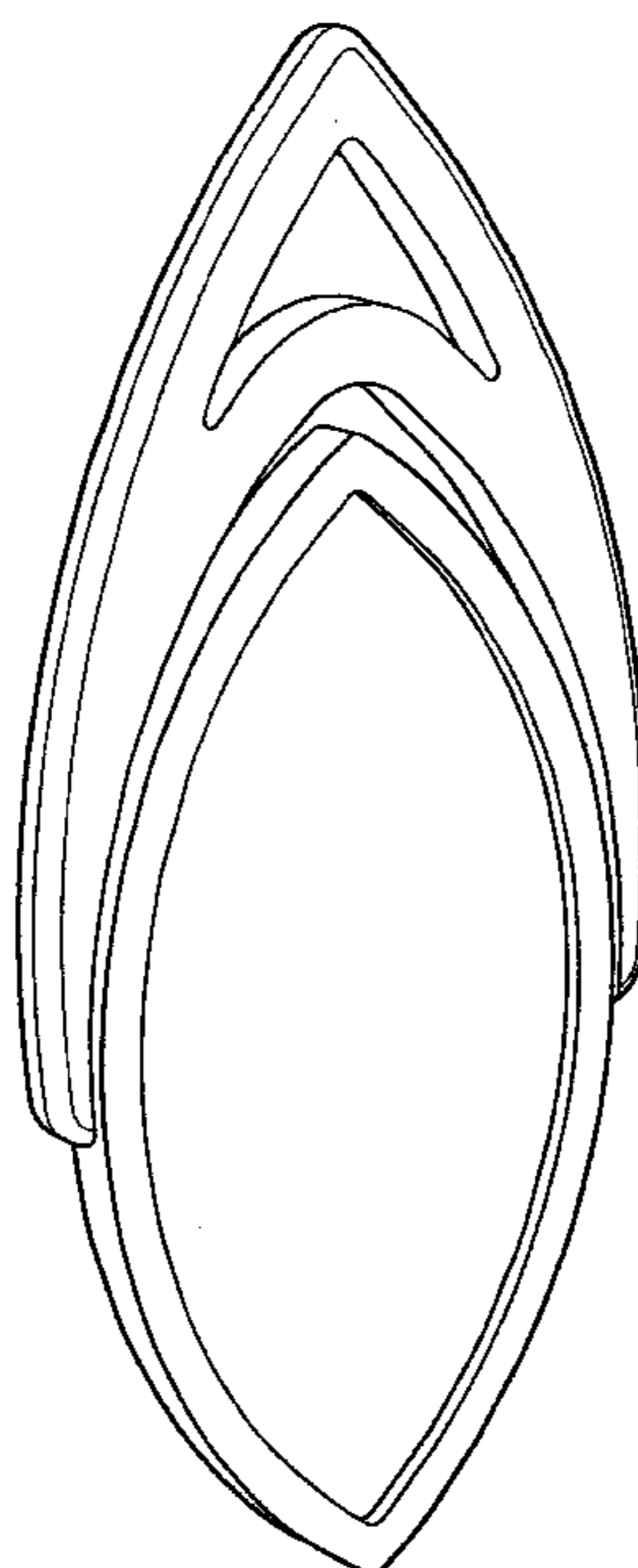
(57) **CLAIM**

The ornamental design for a pendant, as shown and
described.

DESCRIPTION

FIG. 1 is a perspective, and
FIG. 2 is a front view elevation view.

1 Claim, 2 Drawing Sheets



Perspective View

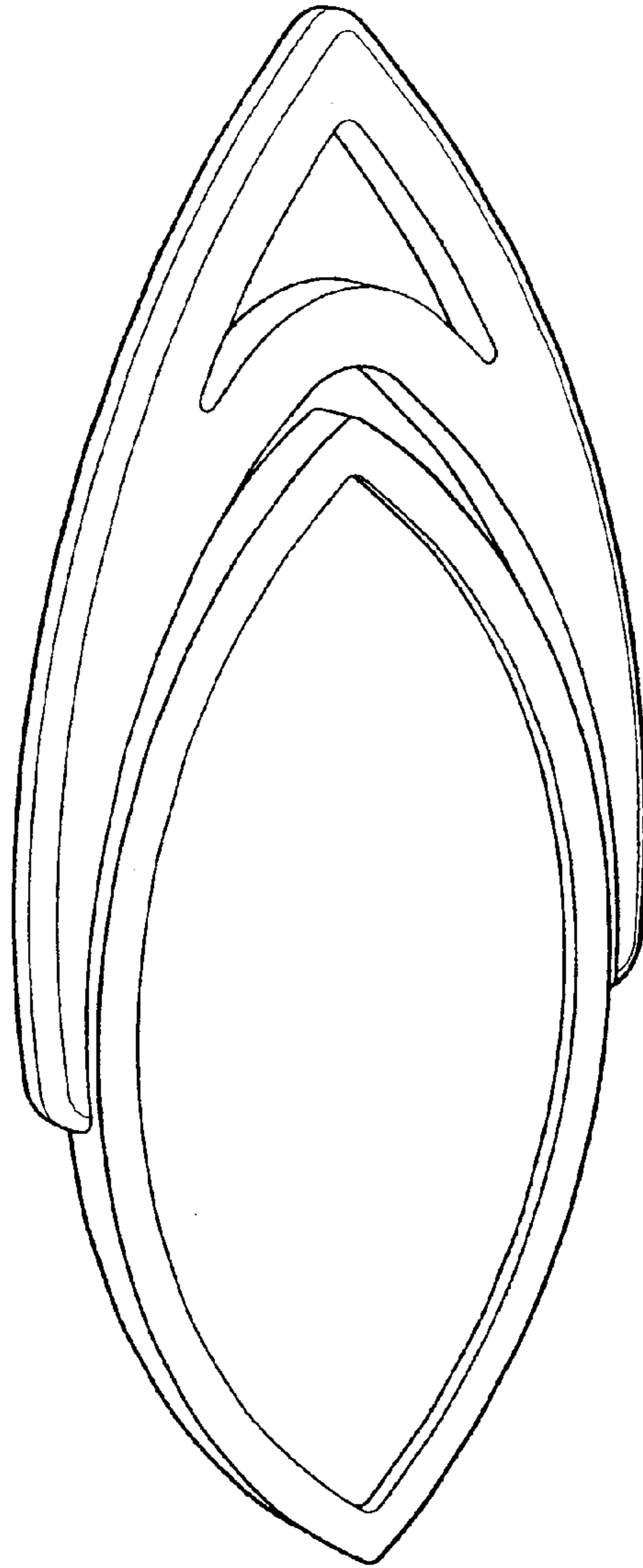


Fig 1
Perspective View

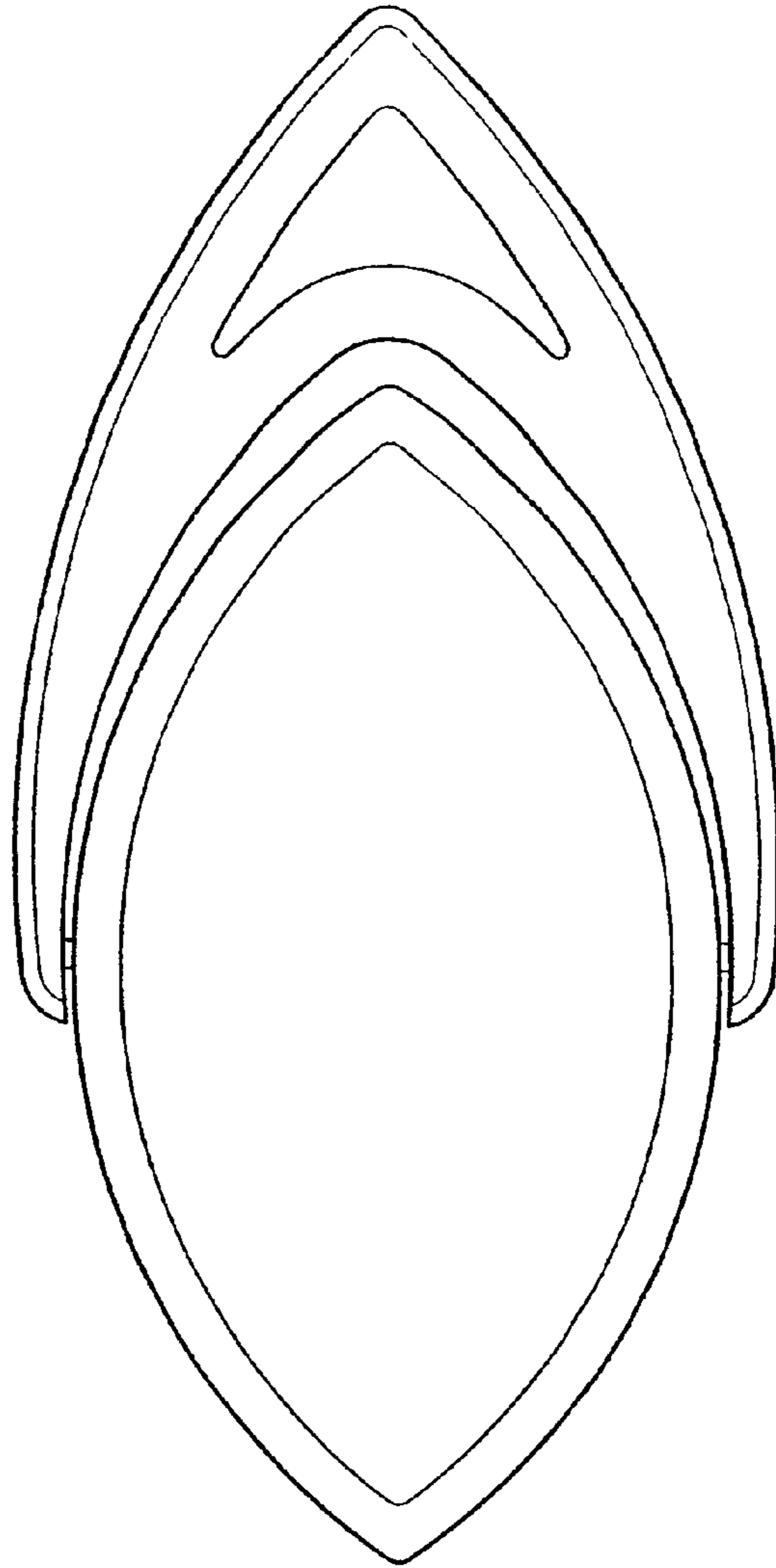


Fig 2
Front View