



US00D533477S

(12) **United States Design Patent** (10) **Patent No.:** **US D533,477 S**
Felley (45) **Date of Patent:** **** Dec. 12, 2006**

(54) **LINKED HEART JEWELRY**

(76) Inventor: **Carol Mina Felley**, 450 Maple NE.,
Albuquerque, NM (US) 87106

(**) Term: **14 Years**

(21) Appl. No.: **29/255,514**

(22) Filed: **Mar. 8, 2006**

(51) **LOC (8) Cl.** **11-01**

(52) **U.S. Cl.** **D11/56; D11/103**

(58) **Field of Classification Search** D11/1-2,
D11/7, 40-44, 46-49, 53, 56-57, 59-61,
D11/63, 65, 79-83, 86-87, 89-90, 99, 91-92,
D11/101, 106, 114-116, 200-201; 63/1.11,
63/18-20; D3/207-211

See application file for complete search history.

(56) **References Cited**

U.S. PATENT DOCUMENTS

D289,020 S	3/1987	Bond	
D298,688 S	11/1988	Sass	
D349,865 S	8/1994	Benhamou	
D394,822 S	* 6/1998	Swenson et al. D11/77
D443,845 S	6/2001	Gruosi	
D446,753 S	* 8/2001	Golden et al. D12/126
D467,115 S	12/2002	Salinda Mendis	
D474,994 S	5/2003	Comolli	
D475,649 S	6/2003	Comolli	
D483,285 S	12/2003	Reardon	
D485,504 S	* 1/2004	Drew D11/56
D486,751 S	2/2004	Sperry	
D496,299 S	9/2004	Ljahnicky et al.	

OTHER PUBLICATIONS

Silver Enchantments LLC, "Bailed Linked Hearts Pendant,"
webpage, www.silverenchantments.com (world wide web),
(Feb. 1, 2006).

AVON, "Avon Rhinestone-Accented Linked Hearts Brace-
let Goldtone," webpage, www.amazon.com (world wide
web), (Feb. 1, 2006).

Mondera, Inc., "14K Yellow Gold 2 Loops of Heart Pendant
w/Chain 18", webpage, www.mondera.com (world wide
web), (Feb. 1, 2006).

Gilletts's Jewellers, "Hot Diamons linked hearts diamond
silver earrings—A11036," webpage, www.gilletts.com.au
(world wide web).

Antique Jewelry Mall, Inc., "Linked Hearts Charm Bracelet
in Sterline silver," webpage, www.antiquejewelrymall.com
(world wide web), (Feb. 1, 2006).

* cited by examiner

Primary Examiner—Ralf Seifert

(74) *Attorney, Agent, or Firm*—DeWitt M. Moigan

(57) **CLAIM**

I claim the ornamental design for linked heart jewelry, as
shown.

DESCRIPTION

FIG. 1 is a front perspective view

FIG. 2 is a front view

FIG. 3 is a rear view


FIG. 4 is a right side view

FIG. 5 is a left side view

FIG. 6 is a top view; and,

FIG. 7 is a bottom view.

1 Claim, 3 Drawing Sheets






FIG.1




FIG. 2




FIG. 3

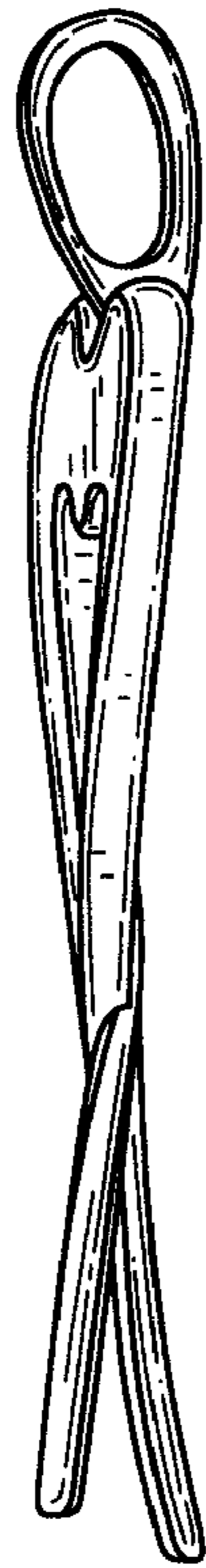


FIG. 4



FIG. 5



FIG. 6



FIG. 7