



US00D533475S

(12) **United States Design Patent**
Duhon

(10) **Patent No.:** **US D533,475 S**

(45) **Date of Patent:** **** Dec. 12, 2006**

(54) **RING**

(75) Inventor: **Anne Duhon**, Austin, TX (US)

(73) Assignee: **Commemorative Brands, Inc.**, Austin, TX (US)

(**) Term: **14 Years**

(21) Appl. No.: **29/228,229**

(22) Filed: **Apr. 21, 2005**

(51) **LOC (8) Cl.** **11-01**

(52) **U.S. Cl.** **D11/26**

(58) **Field of Classification Search** D11/26-39,
D11/89-91; 63/15, 15.1-15.4, 15.45, 15.5,
63/15.6, 15.65, 15.7, 26-27
See application file for complete search history.

(56) **References Cited**

U.S. PATENT DOCUMENTS

D100,733 S	*	8/1936	Kronstadt	D11/34
D129,824 S	*	10/1941	Sager	D11/32
D149,653 S	*	5/1948	Koven	D11/38
3,307,374 A	*	3/1967	Kirshbaum	63/15
D389,423 S	*	1/1998	Wein	D11/37
D389,774 S	*	1/1998	Morrison	D11/34
D393,225 S	*	4/1998	Morrison	D11/26
D422,237 S	*	4/2000	Goff	D11/26
D450,009 S	*	11/2001	Molfese	D11/26
D494,493 S	*	8/2004	Pachachi	D11/26
D511,986 S	*	11/2005	Aghjayan et al.	D11/26

D514,011 S * 1/2006 Aghjayan et al. D11/35

* cited by examiner

Primary Examiner—Ian Simmons

Assistant Examiner—Melanie Levy

(74) *Attorney, Agent, or Firm*—J. Roger Williams; Andrews Kurth LLP

(57) **CLAIM**

The ornamental design for a ring, as shown and described.

DESCRIPTION

FIG. 1 is a front-left perspective view of a ring according to one embodiment of the present invention.

FIG. 2 is a front-right perspective view of the ring of FIG. 1.

FIG. 3 is a front view of the ring of FIG. 1.

FIG. 4 is a back view of the ring of FIG. 1.

FIG. 5 is a left side view of the ring of FIG. 1.

FIG. 6 is a right side view of the ring of FIG. 1.

FIG. 7 is a top view of the ring of FIG. 1.

FIG. 8 is a bottom view of the ring of FIG. 1.

FIG. 9 is another left side view of the ring of FIG. 1;

FIG. 10 is another right side view of the ring of FIG. 1;

FIG. 11 is an additional left side view of the ring of FIG. 1; and,

FIG. 12 is an additional right side view of the ring of FIG. 1.

The broken lines are for illustrative purposes only and form no part of the claimed design.

1 Claim, 4 Drawing Sheets





FIG. 1

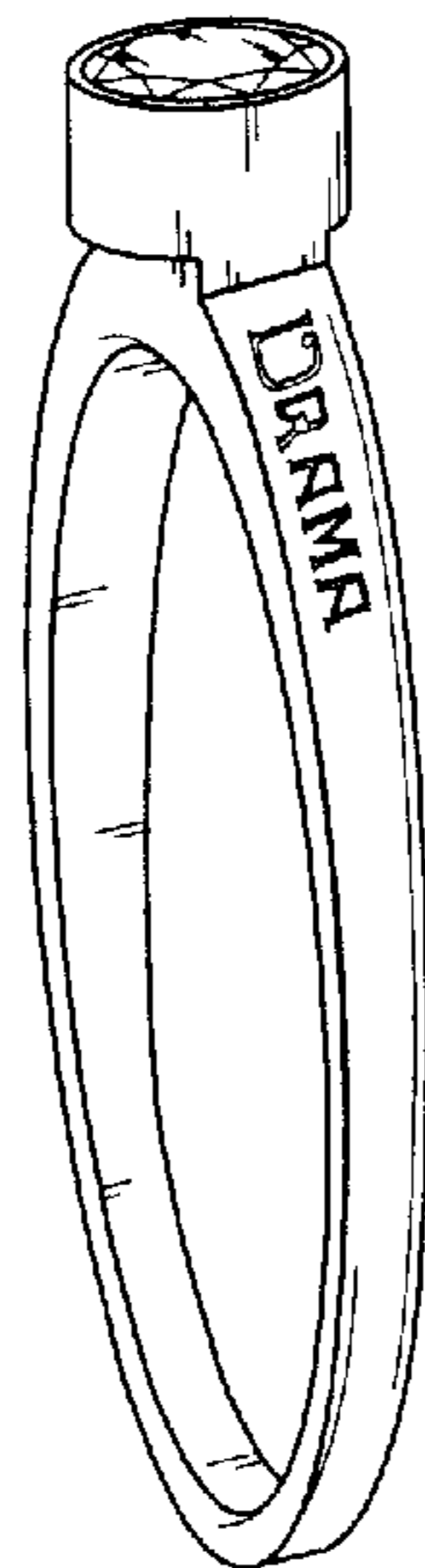


FIG. 2

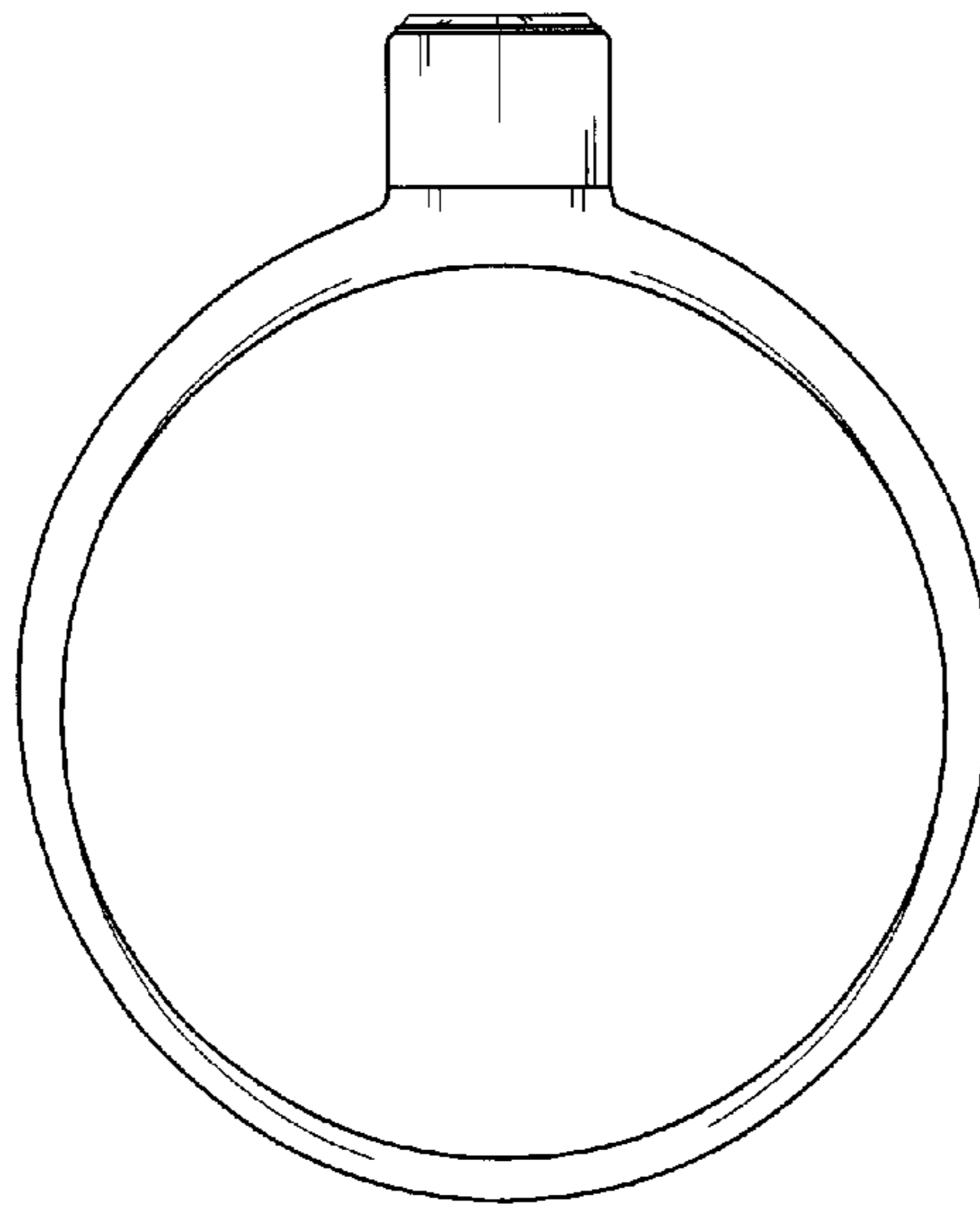


FIG. 3

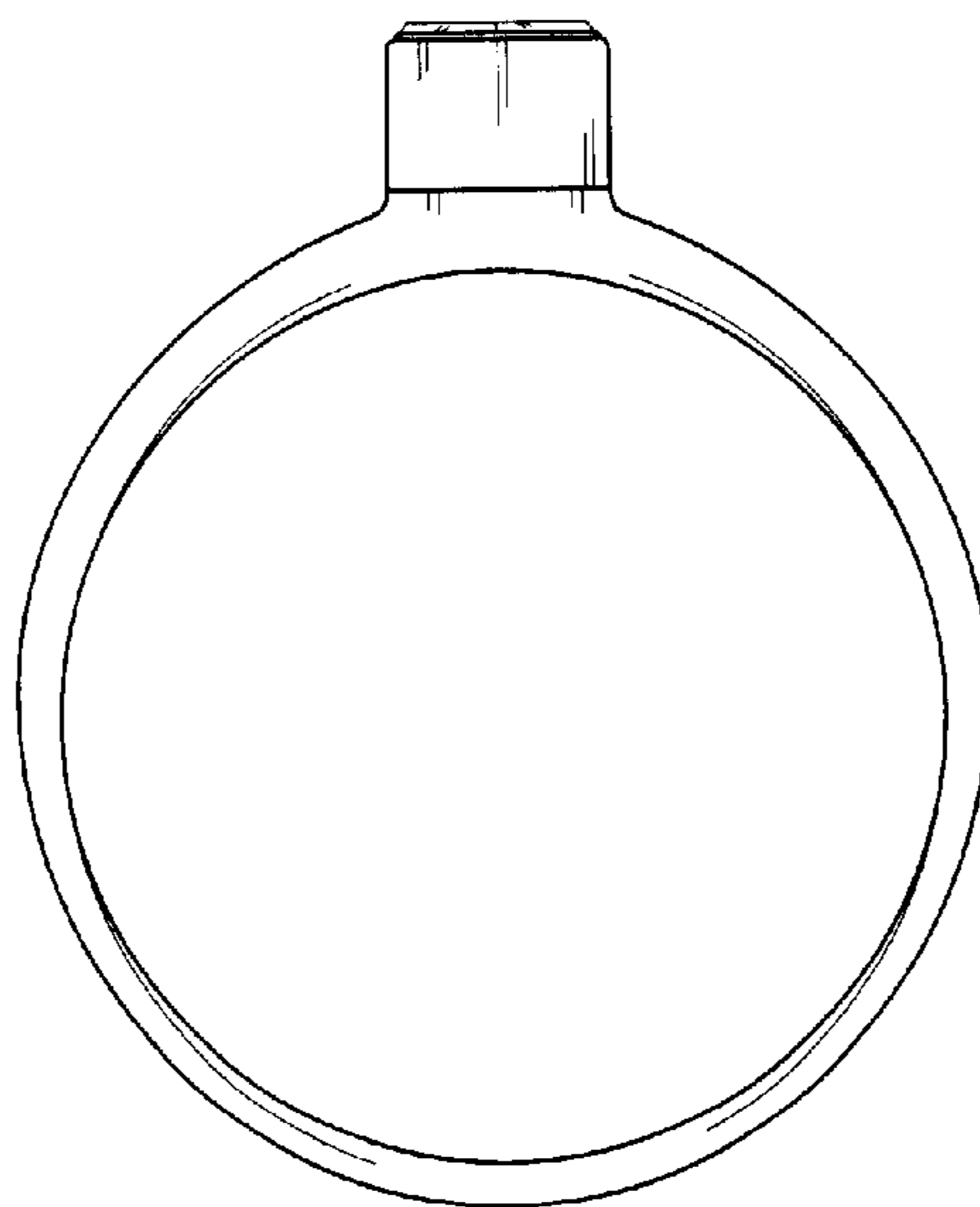


FIG. 4

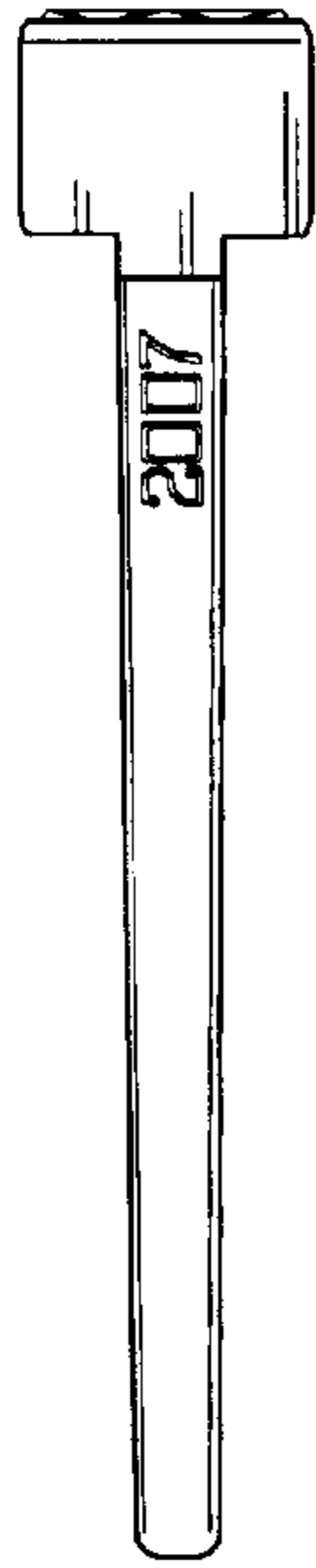


FIG. 5

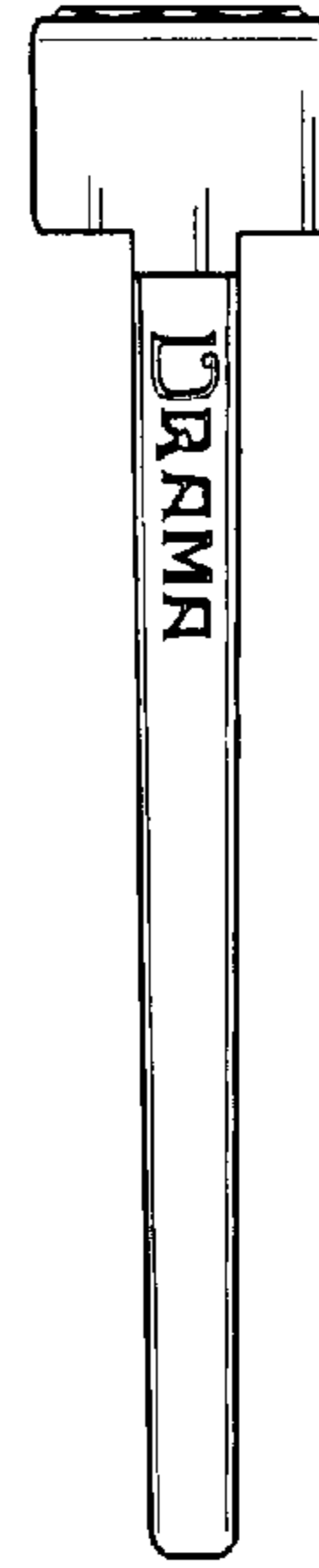


FIG. 6

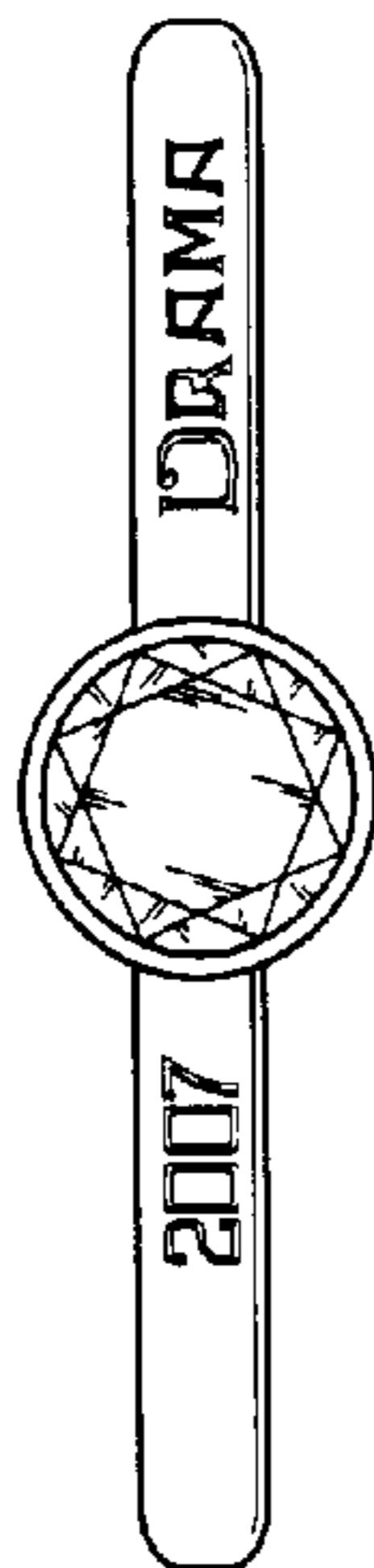


FIG. 7

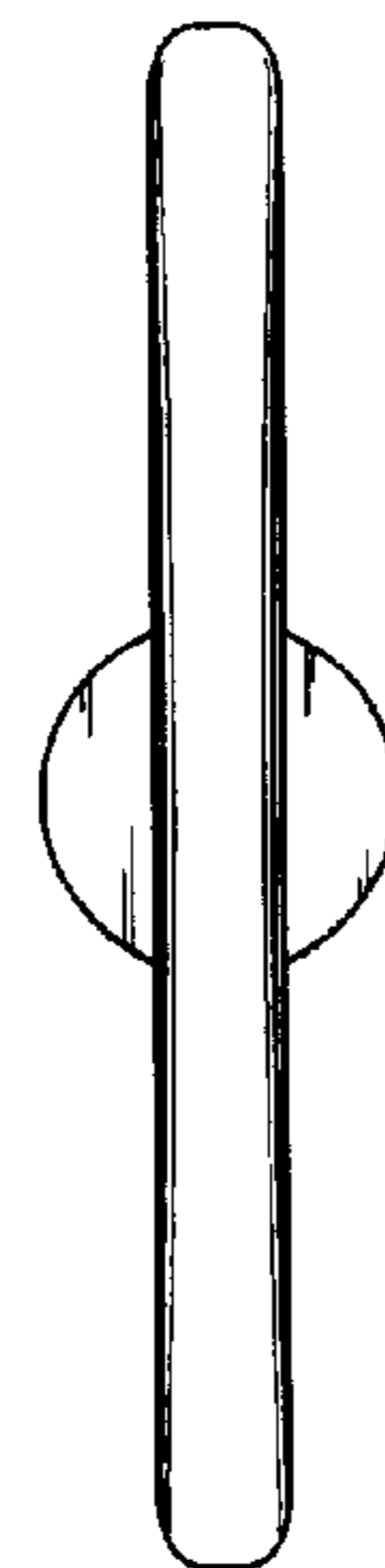


FIG. 8

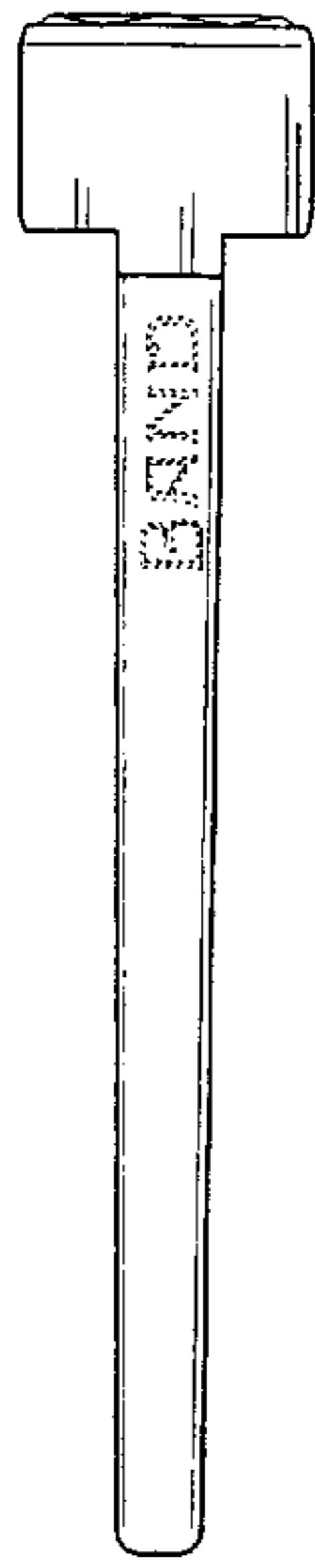


FIG. 9

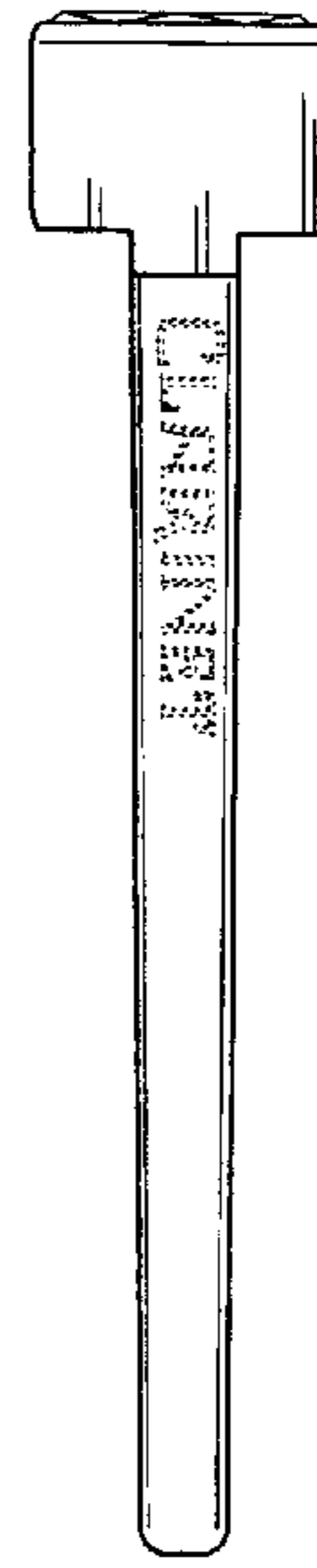


FIG. 10

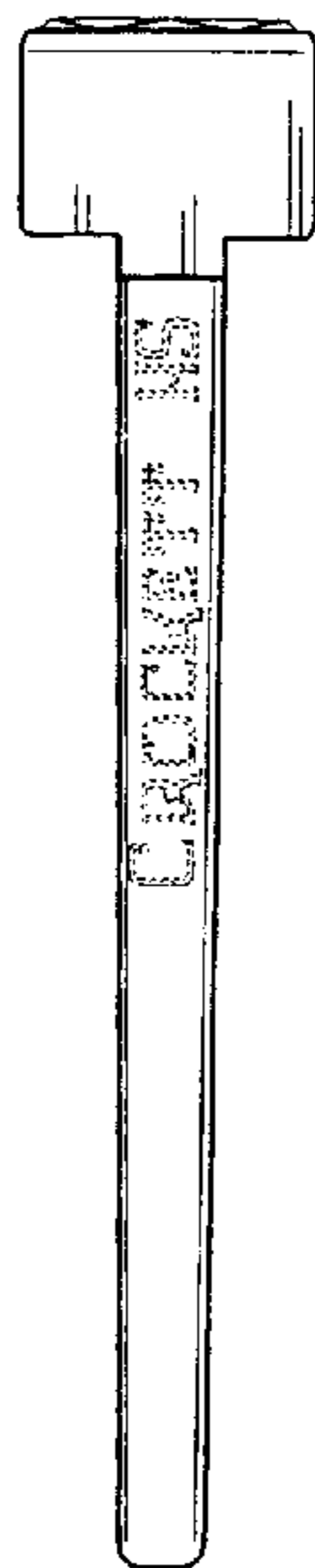


FIG. 11

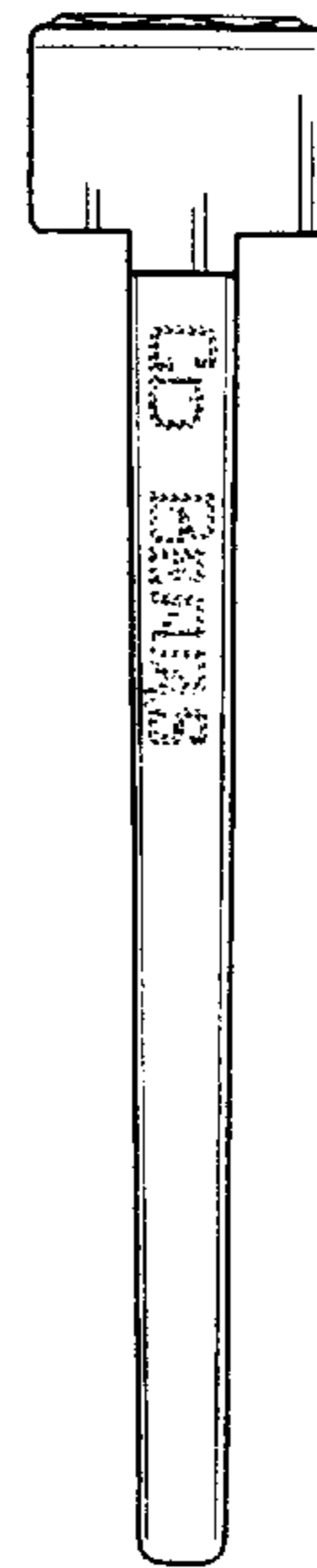


FIG. 12