



US00D533467S

(12) **United States Design Patent**
Modolo

(10) **Patent No.:** **US D533,467 S**

(45) **Date of Patent:** **** Dec. 12, 2006**

(54) **WRISTWATCH**

(75) Inventor: **Dino Modolo**, La Chaux-de-Fonds
(CH)

(73) Assignee: **Luxury Timepieces International SA**,
Cortalillod (CH)

(**) Term: **14 Years**

D390,129 S	*	2/1998	Brzezinski	D10/32
D469,376 S	*	1/2003	Ruffino, Jr.	D11/81
D493,118 S	*	7/2004	Neri	D11/13
D497,111 S	*	10/2004	Modolo	D10/32
D508,654 S	*	8/2005	Tada	D10/32
D509,756 S	*	9/2005	Ikeuchi	D10/32
D509,757 S	*	9/2005	Mok	D10/32
D513,389 S	*	1/2006	Vigneron	D10/32
D518,741 S	*	4/2006	Modolo	D10/32

(21) Appl. No.: **29/245,624**

(22) Filed: **Dec. 28, 2005**

(30) **Foreign Application Priority Data**

Jun. 29, 2005 (CH) 131888

(51) **LOC (8) Cl.** **10-02**

(52) **U.S. Cl.** **D10/31; D10/32; D10/33**

(58) **Field of Classification Search** D10/30-39,
D10/123-126; 368/276-278, 281-283, 285,
368/21, 28-30, 223, 228, 232, 80, 239-242,
368/82-84; D11/3, 4, 5, 8, 11-14, 9, 10, 79,
D11/81

See application file for complete search history.

(56) **References Cited**

U.S. PATENT DOCUMENTS

D110,637 S	*	7/1938	Davenport	D10/32
D130,860 S	*	12/1941	Cohen	D11/211
D174,278 S	*	3/1955	Katz	D11/83
3,738,100 A	*	6/1973	Hassman et al.	368/282
D340,650 S	*	10/1993	Iwamura	D10/32
D371,745 S	*	7/1996	Wunderman	D10/32
D382,494 S	*	8/1997	Wunderman	D10/32

OTHER PUBLICATIONS

European Jeweler, Apr. 1973, p. 107, watches.*
Eastbay, Mar. 2003, p. 26, Fossil Charm Bracelet Watch,
[retrieved Jul. 7, 2006] using Google Advanced catalog
search, <URL:www.eastbay.com>.*

* cited by examiner

Primary Examiner—Lucy Lieberman
(74) *Attorney, Agent, or Firm*—Sughrue Mion, PLLC

(57) **CLAIM**

The ornamental design for a wristwatch, as shown.

DESCRIPTION

FIG. 1 is a perspective view of the front and right side of a
wristwatch showing my new design;
FIG. 2 is a front elevational view thereof;
FIG. 3 is a rear elevational view thereof;
FIG. 4 is a right side elevational view thereof;
FIG. 5 is a left side elevational view thereof;
FIG. 6 is a top plan view thereof; and,
FIG. 7 is a bottom plan view thereof.

1 Claim, 2 Drawing Sheets




FIG. 1




FIG. 2



FIG. 3




FIG. 4



FIG. 6

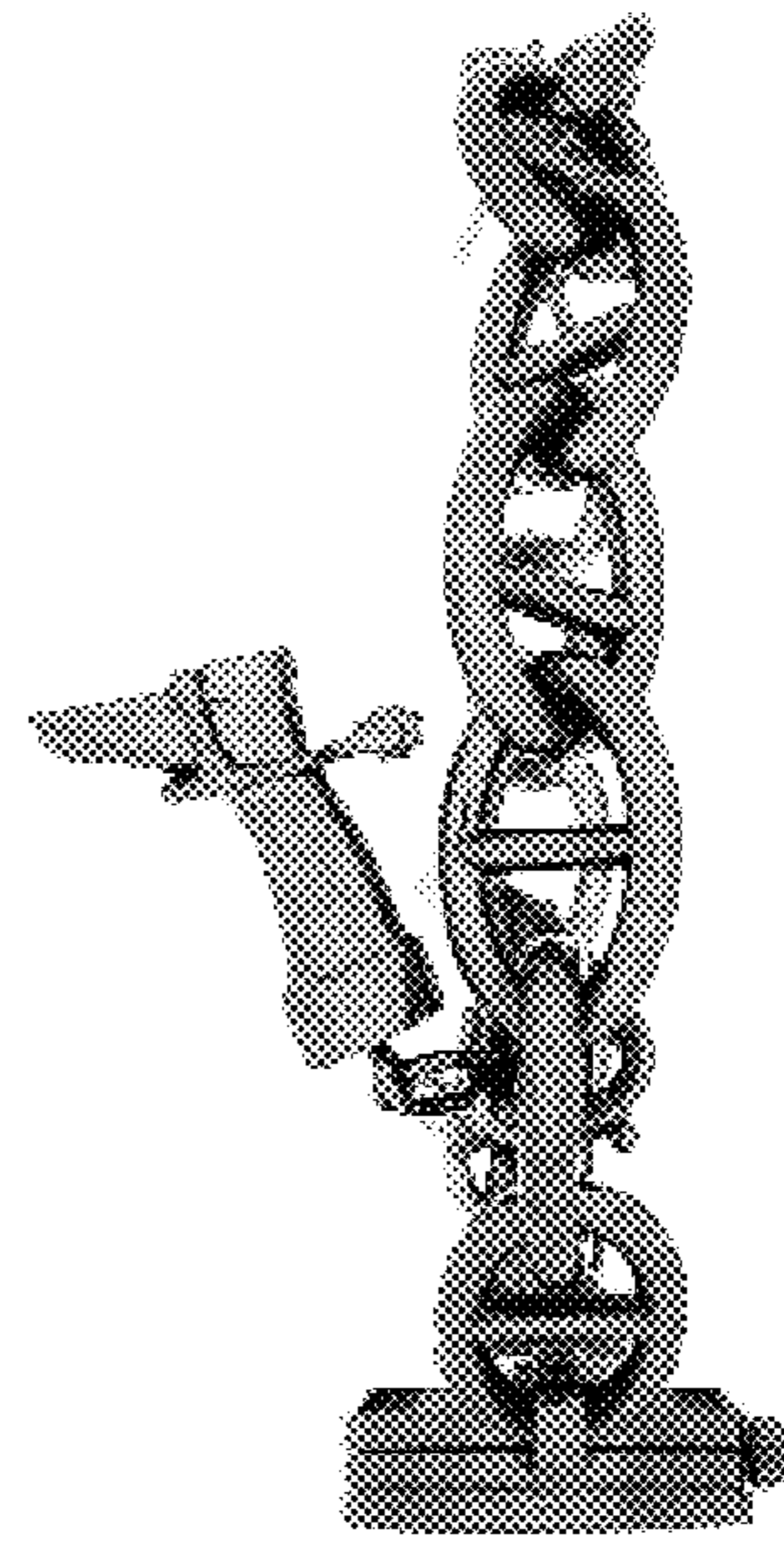


FIG. 5



FIG. 7

