

US00D533462S

(12) **United States Design Patent**
Bachmann

(10) **Patent No.:** **US D533,462 S**

(45) **Date of Patent:** **** Dec. 12, 2006**

(54) **FLEXIBLE FLUID CONTAINER**

(75) Inventor: **Jarrold Bachmann**, Evergreen, CO
(US)

(73) Assignee: **Pocket Shot, LLC**, Evergreen, CO
(US)

(**) Term: **14 Years**

(21) Appl. No.: **29/216,978**

(22) Filed: **Nov. 12, 2004**

(51) **LOC (8) Cl.** **09-01**

(52) **U.S. Cl.** **D9/695**

(58) **Field of Classification Search** D9/695,
D9/702, 707, 710; D24/118; 383/104, 107,
383/202, 416, 906

See application file for complete search history.

(56) **References Cited**

U.S. PATENT DOCUMENTS

- 2,635,788 A * 4/1953 Snyder et al. 222/107
- 3,412,918 A * 11/1968 Sherman 383/200
- 3,913,789 A * 10/1975 Miller 222/107
- D319,976 S * 9/1991 Wortley et al. D9/417

- D392,559 S * 3/1998 Smith et al. D9/710
- 6,164,825 A * 12/2000 Larkin et al. 383/104
- D455,645 S * 4/2002 Bell et al. D9/710

* cited by examiner

Primary Examiner—Stella Reid

Assistant Examiner—Rashida C. McCoy

(74) *Attorney, Agent, or Firm*—Baker & Hostetler LLP

(57) **CLAIM**

The ornamental design for a flexible fluid container, as shown and described.

DESCRIPTION

FIG. 1 a perspective view of the flexible fluid container showing my new design with the container in filled condition;

FIG. 2 is a front view thereof;

FIG. 3 is a side view thereof;

FIG. 4 is a bottom view thereof;

FIG. 5 is a top view thereof;

FIG. 6 is front view thereof with the container in empty condition; and,

FIG. 7 is a side view thereof.

1 Claim, 3 Drawing Sheets



FIG. 1



FIG. 2




FIG. 3

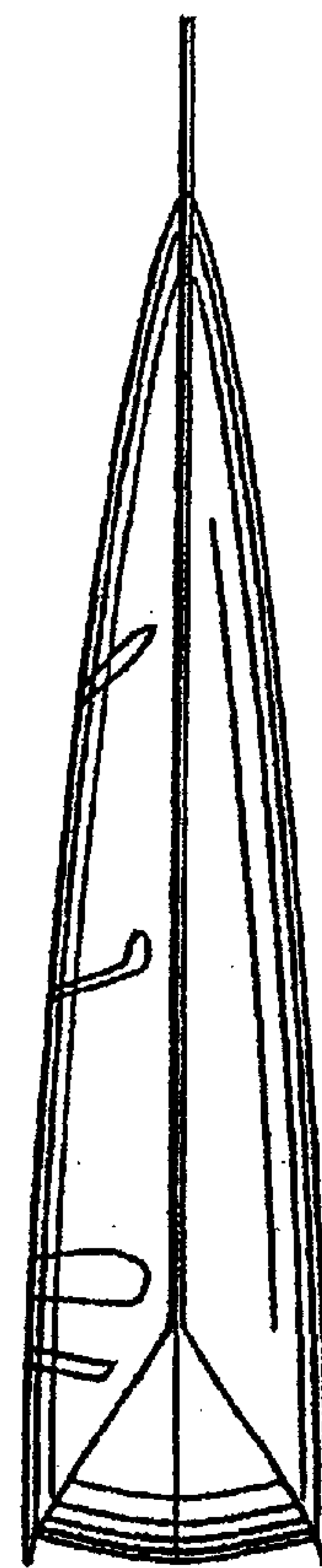


FIG. 4




FIG. 5




FIG. 6

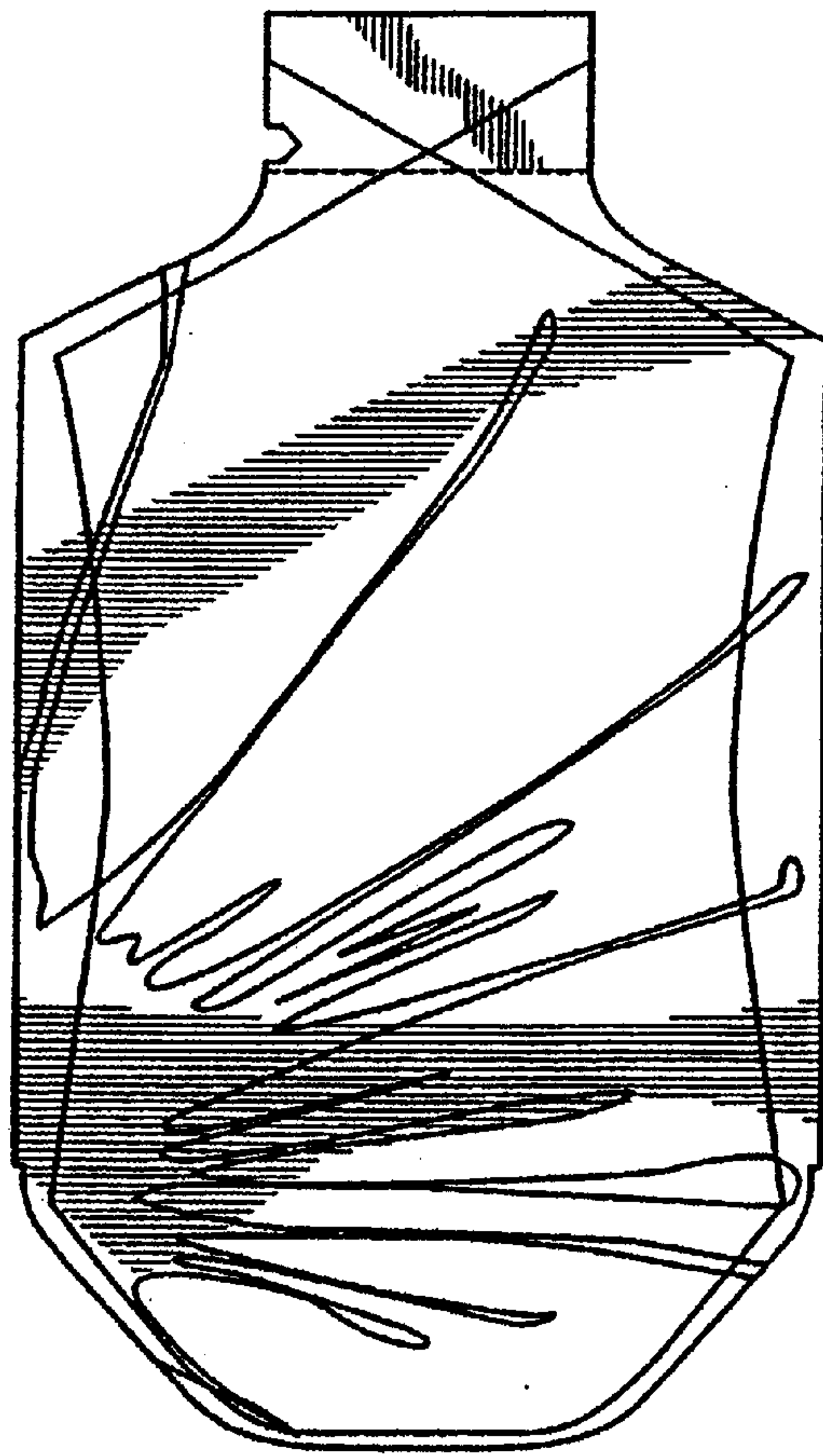


FIG. 7

