



US00D533413S

(12) **United States Design Patent**
Wax

(10) **Patent No.:** **US D533,413 S**

(45) **Date of Patent:** **** Dec. 12, 2006**

(54) **WINE RACK**

(76) **Inventor:** **Barry Wax**, P.O. Box 1214, Sandia Park, NM (US) 87047

(**) **Term:** **14 Years**

(21) **Appl. No.:** **29/226,931**

(22) **Filed:** **Apr. 4, 2005**

(51) **LOC (8) Cl.** **07-06**

(52) **U.S. Cl.** **D7/701; D23/266**

(58) **Field of Classification Search** D7/701-708;
D6/457, 468, 469, 474; 211/74, 182, 71.01,
211/72; D23/262, 266

See application file for complete search history.

(56) **References Cited**

U.S. PATENT DOCUMENTS

1,962,608	A	*	6/1934	McEachern	211/74
3,130,836	A	*	4/1964	Conrad	211/74
D253,802	S	*	1/1980	Loud et al.	D7/708
D267,762	S	*	2/1983	Chase	D7/708
D273,647	S		5/1984	Kandarian		
4,660,727	A	*	4/1987	Levine	211/74

D325,975	S	*	5/1992	Grade et al.	D7/701
D378,888	S		4/1997	Bertilsson		
D395,210	S	*	6/1998	Almsig	D7/701
D418,724	S		1/2000	Williams		

* cited by examiner

Primary Examiner—Terry A. Wallace

(74) *Attorney, Agent, or Firm*—Janeen Vilven; Peacock Myers, P.C.

(57) **CLAIM**

The ornamental design for a wine rack, as shown and described.

DESCRIPTION

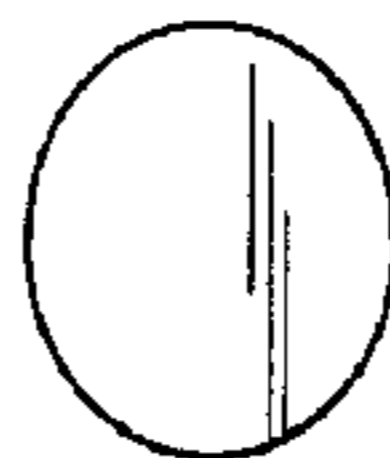
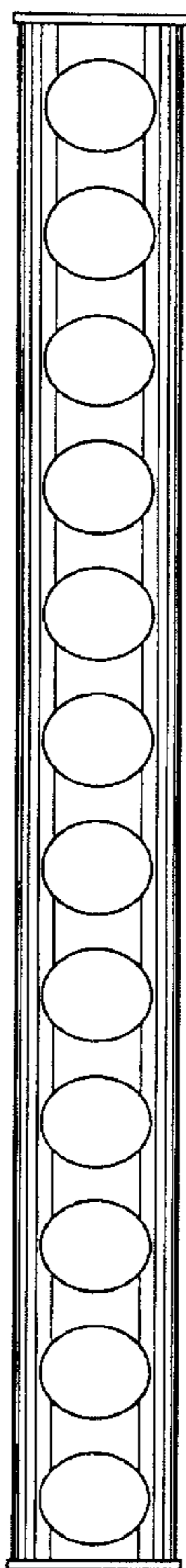
FIG. 1 is a front plan view of a wine rack showing my new design with the back side being a mirror image of the front side;

FIG. 2 is a right side plan view thereof with the left side being a mirror image of the right side;

FIG. 3 is a top view thereof with the bottom view being a mirror image of the top side; and,

FIG. 4 is a perspective view thereof.

1 Claim, 2 Drawing Sheets



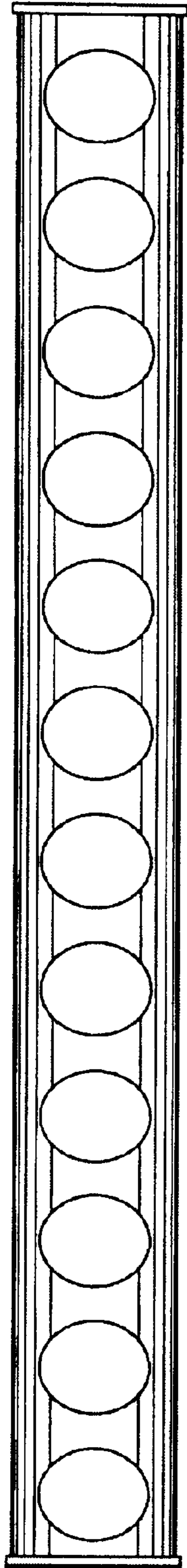


FIG-1

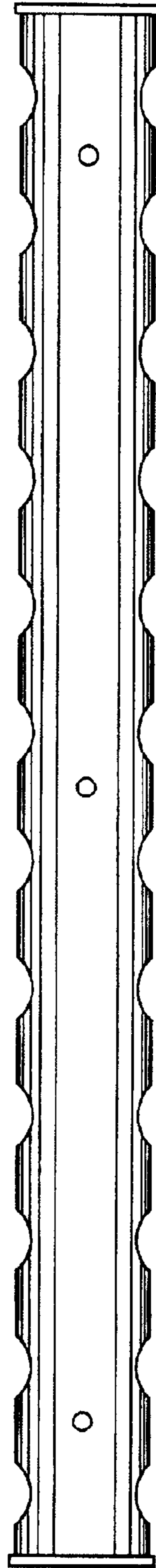


FIG-2

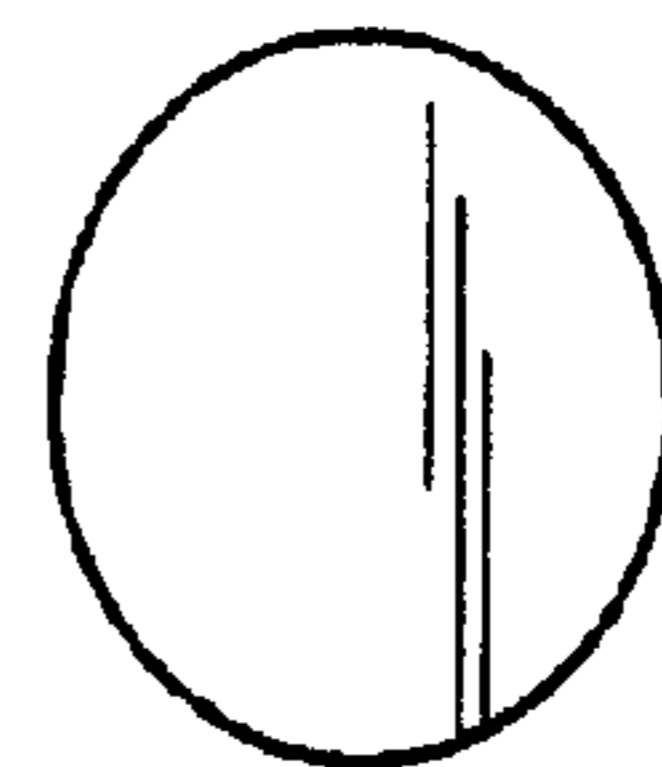


FIG-3

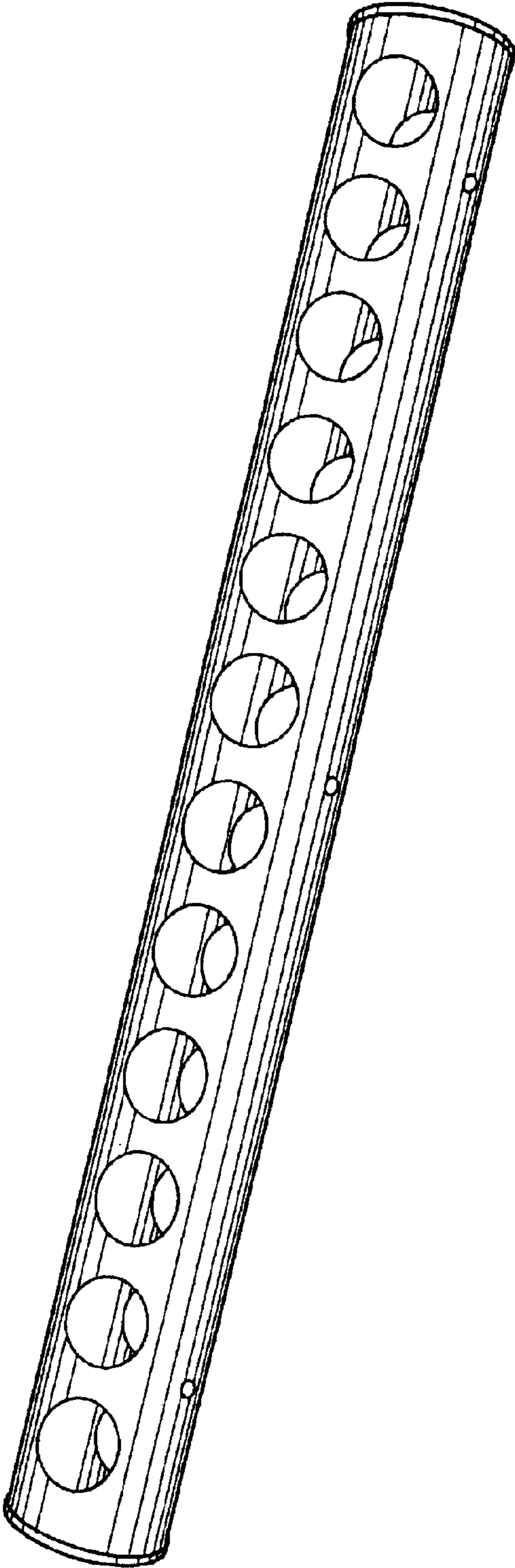


FIG-4