



US00D533396S

(12) **United States Design Patent**  
**Lipson**

(10) **Patent No.:** **US D533,396 S**

(45) **Date of Patent:** **\*\* Dec. 12, 2006**

(54) **PLUG FOR A DRINKING CONTAINER**

(76) **Inventor:** **Erik Lipson**, 530 S. Second St.,  
GU-11, Philadelphia, PA (US) 19147

(\*\*) **Term:** **14 Years**

(21) **Appl. No.:** **29/218,709**

(22) **Filed:** **Dec. 7, 2004**

(51) **LOC (8) Cl.** ..... **07-99**

(52) **U.S. Cl.** ..... **D7/392.1**; D7/391; D7/393;  
D7/396.1; D7/900; D9/439; D9/443; D9/454

(58) **Field of Classification Search** ..... D7/900,  
D7/396.2, 612, 391, 392.1, 393, 392; D9/439,  
D9/443, 454; 220/713, 711, 714, 216, 210,  
220/200, 243, 248, 480; 206/508; D23/261;  
215/231

See application file for complete search history.

D333,065 S	*	2/1993	Murphy	.....	D7/391
D336,817 S	*	6/1993	Wilcox, Jr.	.....	D7/392
D358,933 S	*	6/1995	Stein	.....	D3/273
D360,556 S	*	7/1995	DeCoster	.....	D7/318
D374,793 S	*	10/1996	Eickel	.....	D7/391
D394,184 S	*	5/1998	Demore	.....	D7/391
D416,436 S	*	11/1999	Miller	.....	D7/391
D475,240 S	*	6/2003	Trombly	.....	D7/392.1
D479,802 S	*	9/2003	Arduini	.....	D9/505
D513,984 S	*	1/2006	Erdie	.....	D9/439
D513,985 S	*	1/2006	Erdie	.....	D9/439

\* cited by examiner

*Primary Examiner*—M. N. Pandozzi  
(74) *Attorney, Agent, or Firm*—Gifford, Krass, Groh,  
Sprinkle, Anderson & Citowski, P.C.

(57) **CLAIM**

The ornamental design for a plug for a drinking container, as shown and described.

(56) **References Cited**

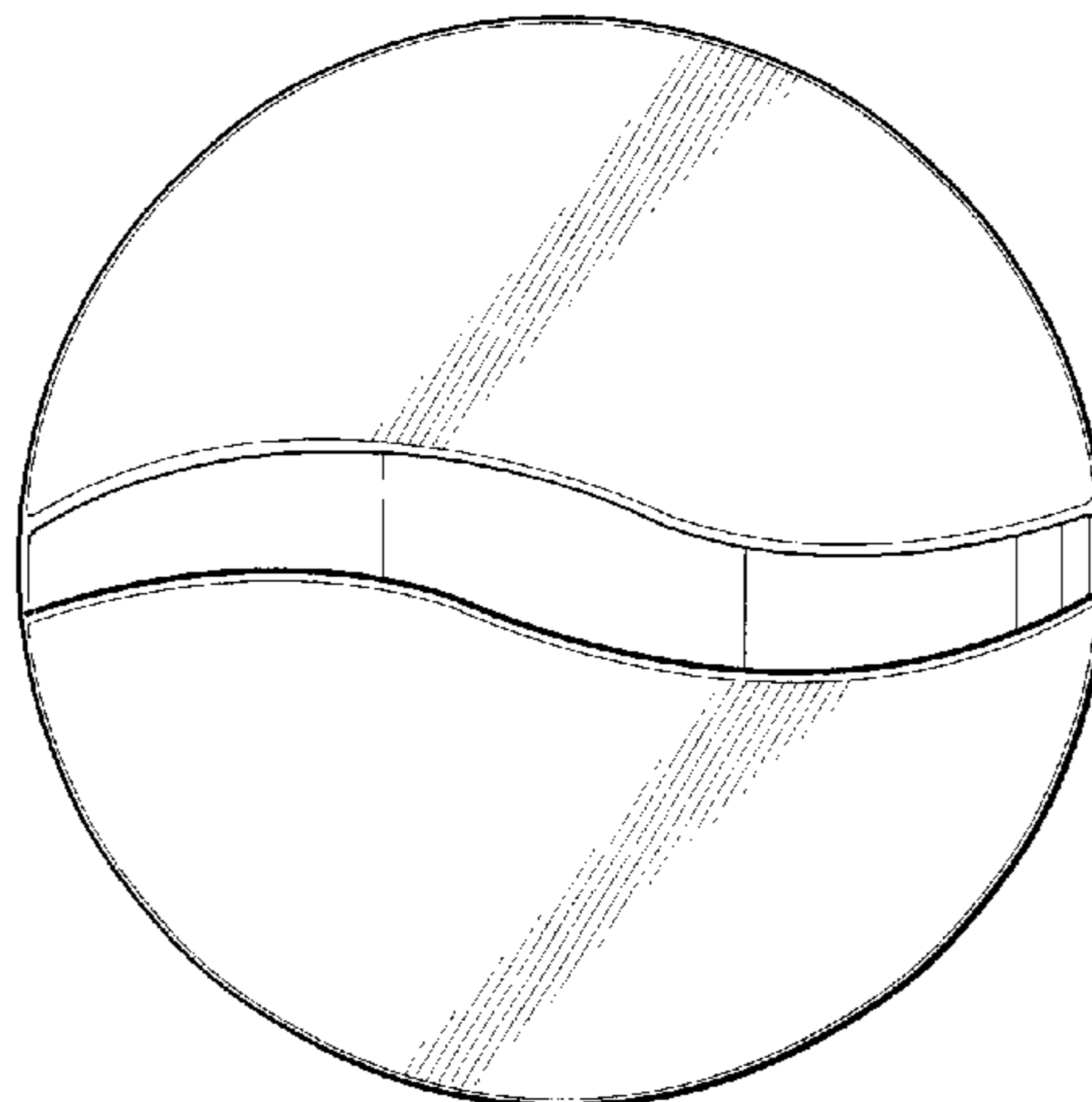
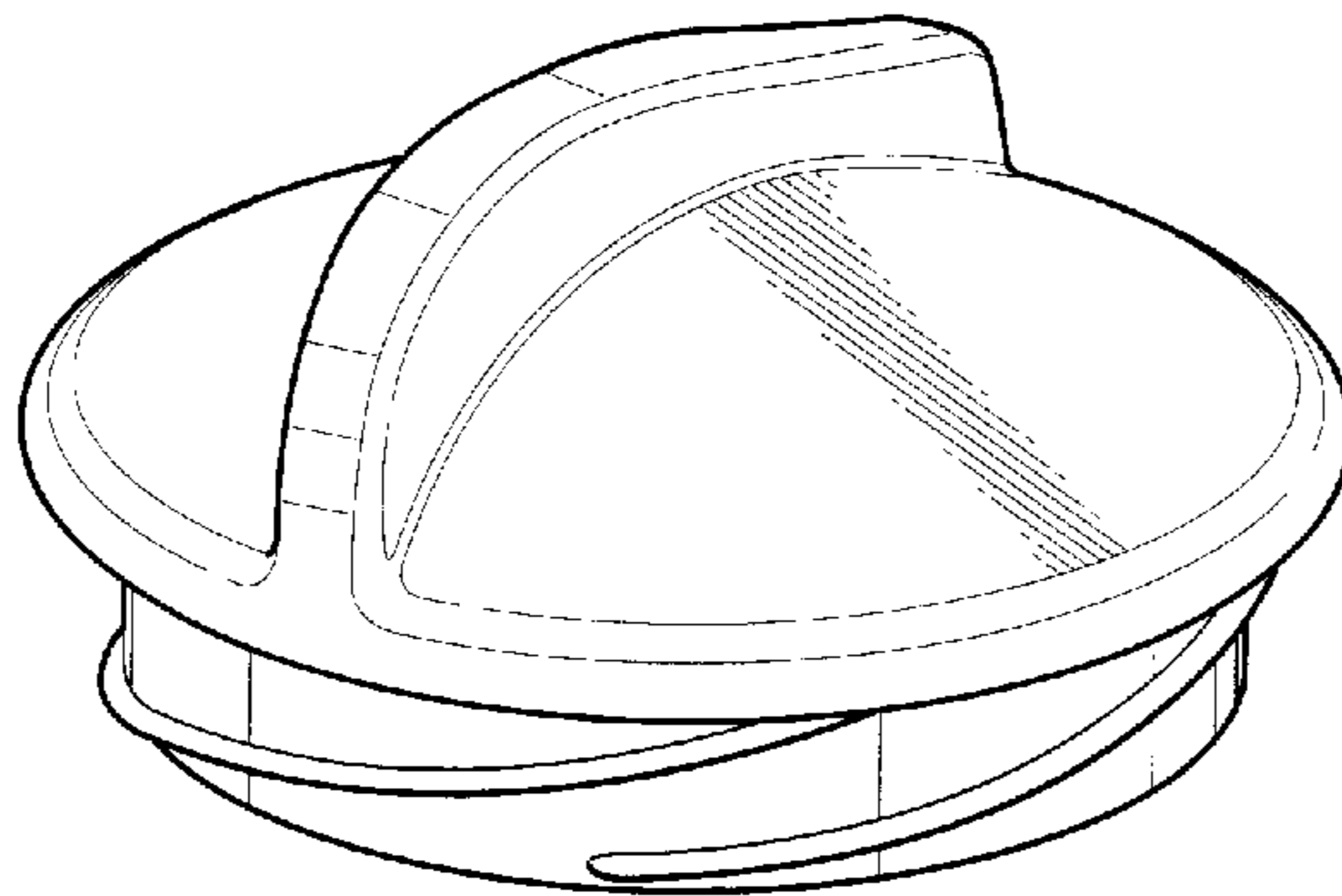
U.S. PATENT DOCUMENTS

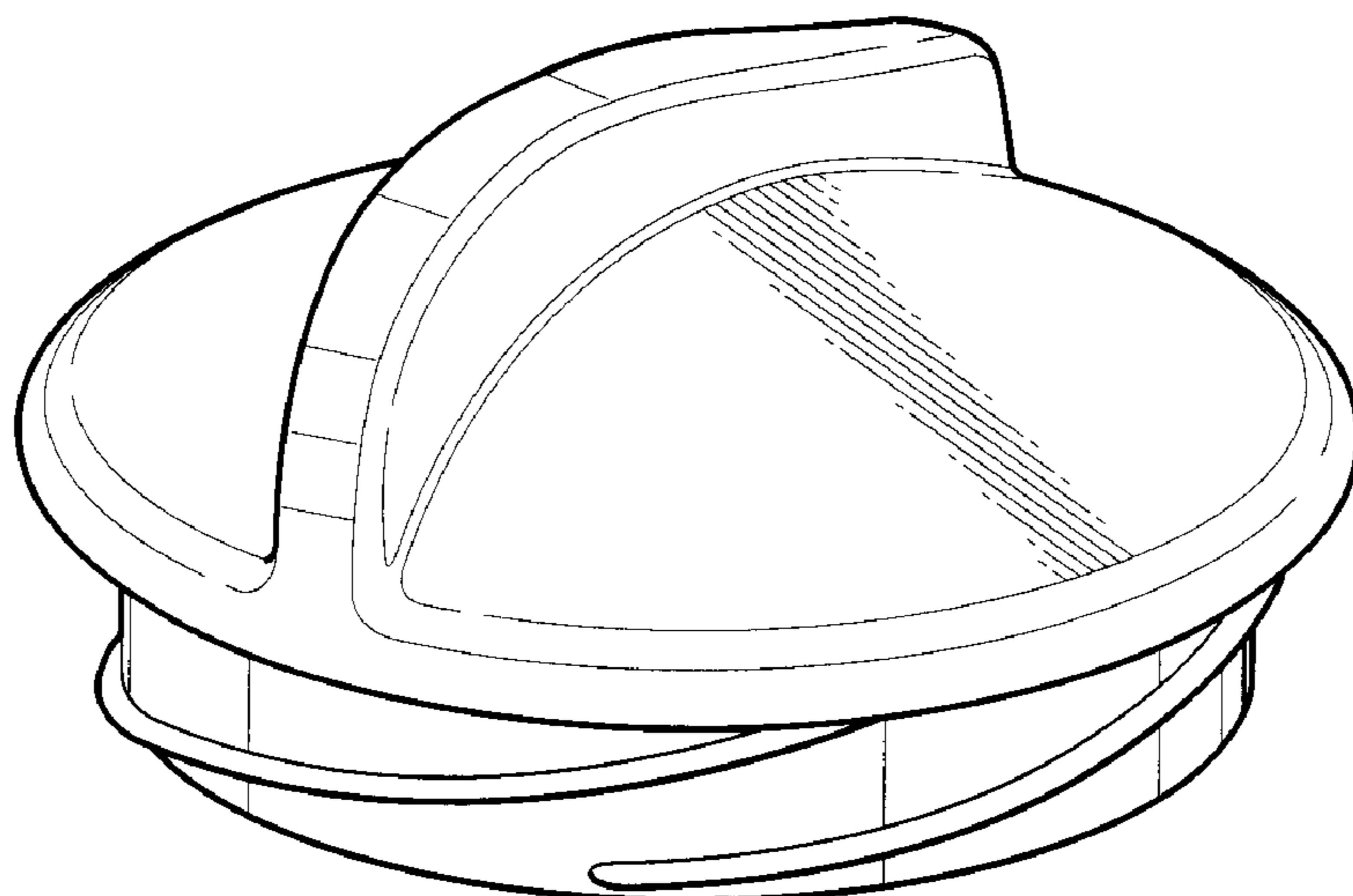
D157,363 S	*	2/1950	Frankel	.....	D7/391
D160,649 S	*	10/1950	Muller-Munck	.....	D7/391
D179,407 S	*	12/1956	Bliss	.....	D7/612
2,913,140 A	*	11/1959	Vuilleminot	.....	220/210
D228,345 S	*	9/1973	Kleinman	.....	D9/439
D276,684 S	*	12/1984	Sublett	.....	D7/612
D332,379 S	*	1/1993	Murphy	.....	D7/391

**DESCRIPTION**

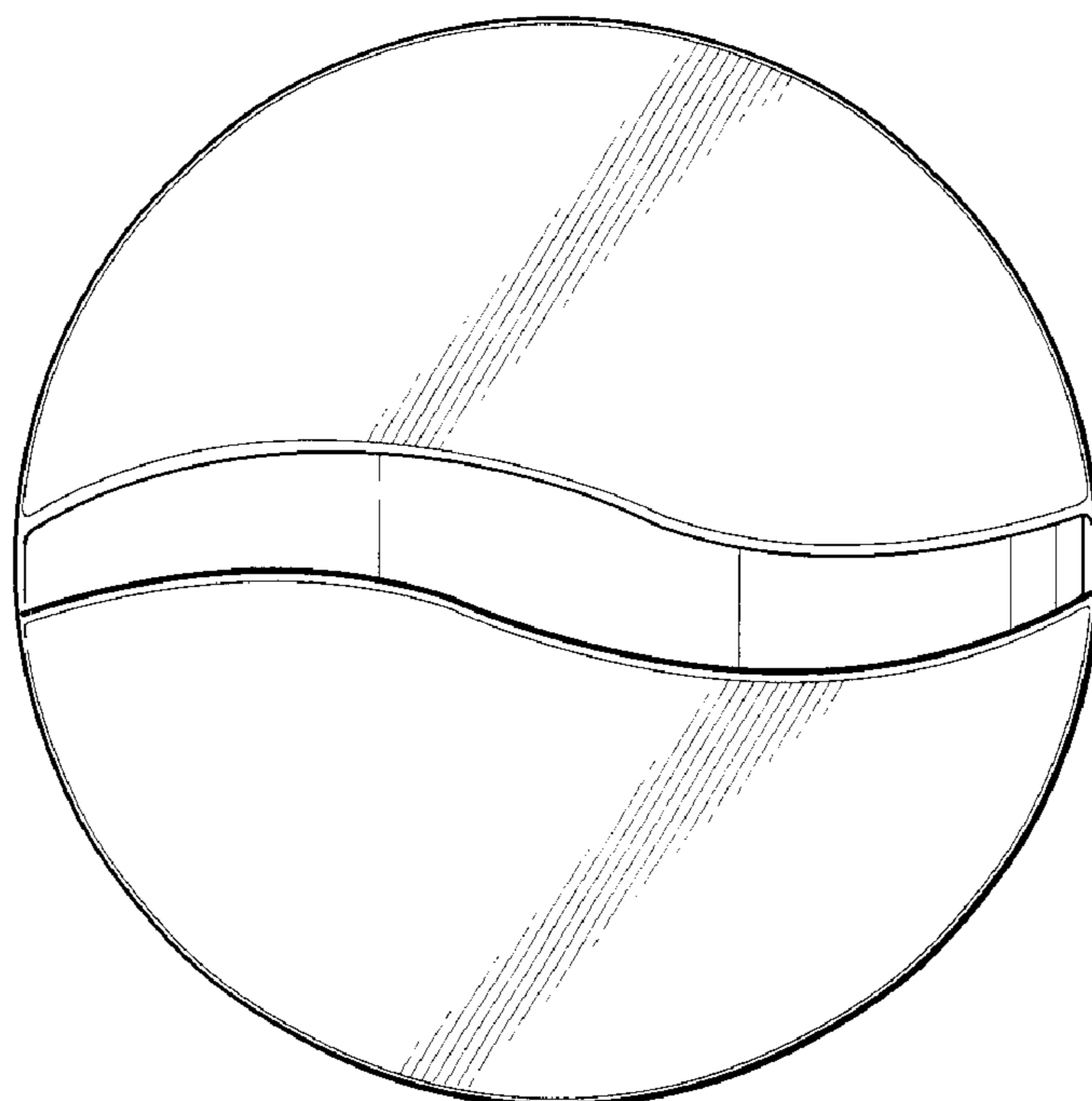
FIG. 1 is a front perspective view of a plug for a drinking container showing my new design;  
FIG. 2 is a top plan view thereof;  
FIG. 3 is a bottom plan view thereof;  
FIG. 4 is a front elevational view thereof; and,  
FIG. 5 is a right side elevational view thereof.

**1 Claim, 2 Drawing Sheets**

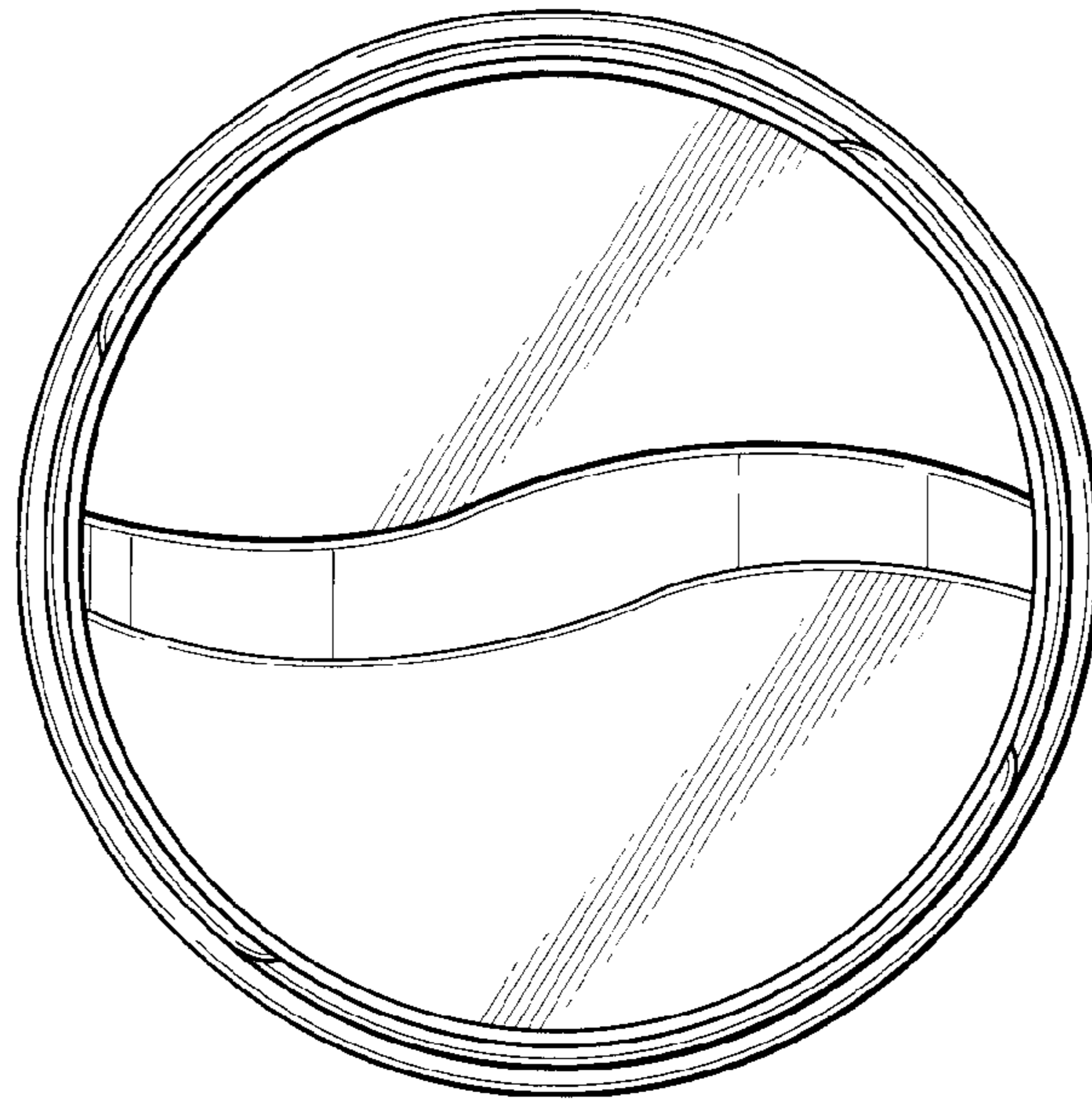




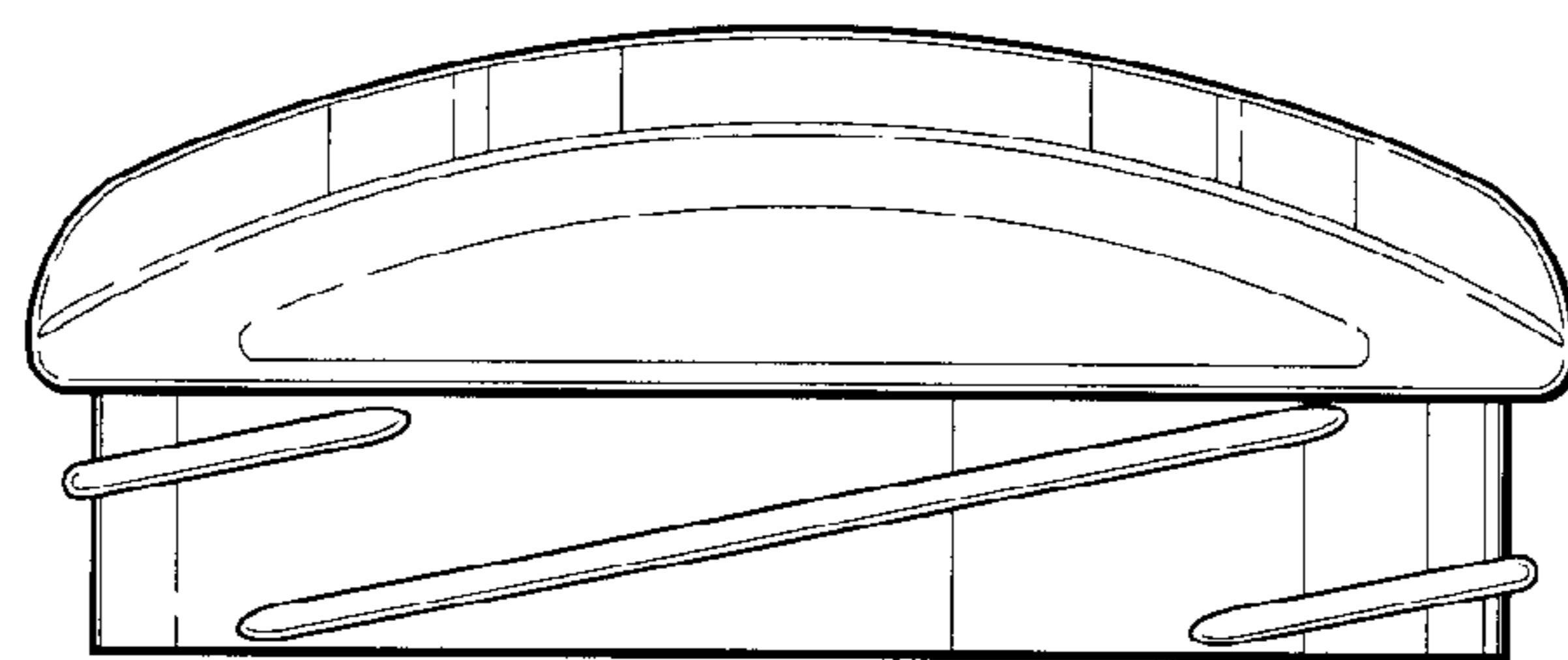
**FIG - 1**



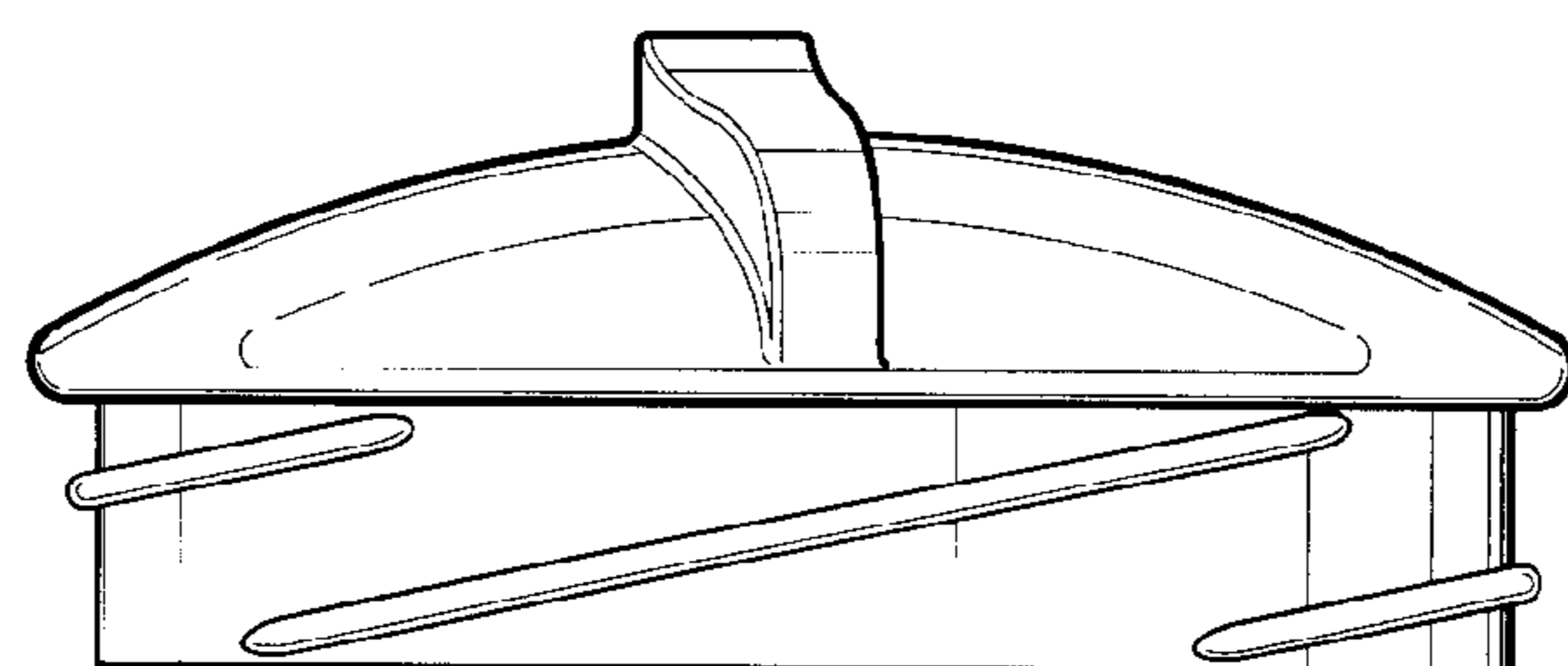
**FIG - 2**



**FIG - 3**



**FIG - 4**



**FIG - 5**