



US00D533392S

(12) **United States Design Patent**
Yeung

(10) **Patent No.:** **US D533,392 S**

(45) **Date of Patent:** **** Dec. 12, 2006**

(54) **SANDWICH MAKER**

(75) **Inventor:** **Kui Wong Yeung**, Hong Kong (HK)

(73) **Assignee:** **Homemax (Hong Kong) Limited**,
Hong Kong (HK)

(**) **Term:** **14 Years**

| | | | | | |
|------------|---|---------|------------|-------|--------|
| D462,566 S | * | 9/2002 | Wu | | D7/352 |
| D463,950 S | * | 10/2002 | Wu | | D7/352 |
| D464,230 S | * | 10/2002 | Wu | | D7/352 |
| D473,417 S | * | 4/2003 | Martres | | D7/352 |
| D475,237 S | * | 6/2003 | Lin | | D7/352 |
| D493,663 S | * | 8/2004 | Lin et al. | | D7/347 |
| D494,407 S | * | 8/2004 | Lin et al. | | D7/347 |
| D509,704 S | * | 9/2005 | To | | D7/352 |

(21) **Appl. No.:** **29/244,269**

(22) **Filed:** **Dec. 7, 2005**

(30) **Foreign Application Priority Data**

Jun. 8, 2005 (HK) 0501363

(51) **LOC (8) Cl.** **07-02**

(52) **U.S. Cl.** **D7/352**

(58) **Field of Classification Search** D7/323,
D7/328-332, 334-339, 352-363; 99/219,
99/331, 339, 349, 369, 372-375, 385, 386,
99/389, 425, 444, 446, 466, 601, 618, 620;
219/524, 525, 620-622, 732-734; D21/525

See application file for complete search history.

(56) **References Cited**

U.S. PATENT DOCUMENTS

| | | | | | |
|------------|---|---------|-------------|-------|--------|
| D405,312 S | * | 2/1999 | Hoare | | D7/352 |
| D413,760 S | * | 9/1999 | Tsai et al. | | D7/352 |
| D446,074 S | * | 8/2001 | Barker | | D7/352 |
| D450,977 S | * | 11/2001 | Lin | | D7/352 |
| D462,228 S | * | 9/2002 | Wu | | D7/352 |

FOREIGN PATENT DOCUMENTS

| | | | |
|----|-----------|---|--------|
| GB | 2076394 | * | 7/1998 |
| WO | DM/063036 | * | 4/2003 |

* cited by examiner

Primary Examiner—Cathron C. Brooks

Assistant Examiner—Ricky Pham

(74) *Attorney, Agent, or Firm*—Law Office of Sergei Orel,
LLC

(57) **CLAIM**

The ornamental design for a sandwich maker, as shown.

DESCRIPTION

FIG. 1 Top view.

FIG. 2 Bottom view.

FIG. 3 Front view.


FIG. 4 Rear view.

FIG. 5 Side view.

FIG. 6 Opposite Side view; and,

FIG. 7 Perspective view.

1 Claim, 4 Drawing Sheets



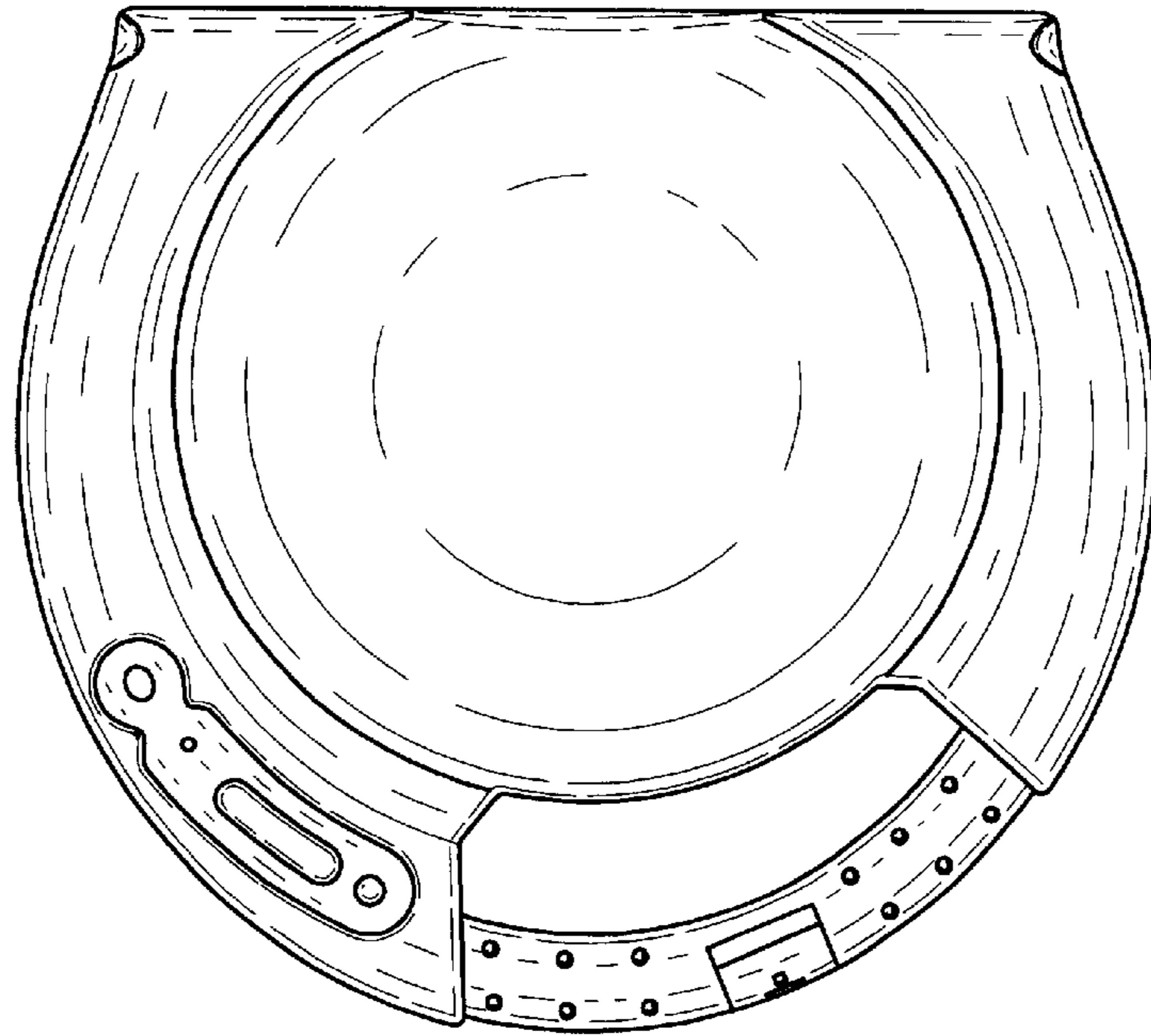


Fig.1

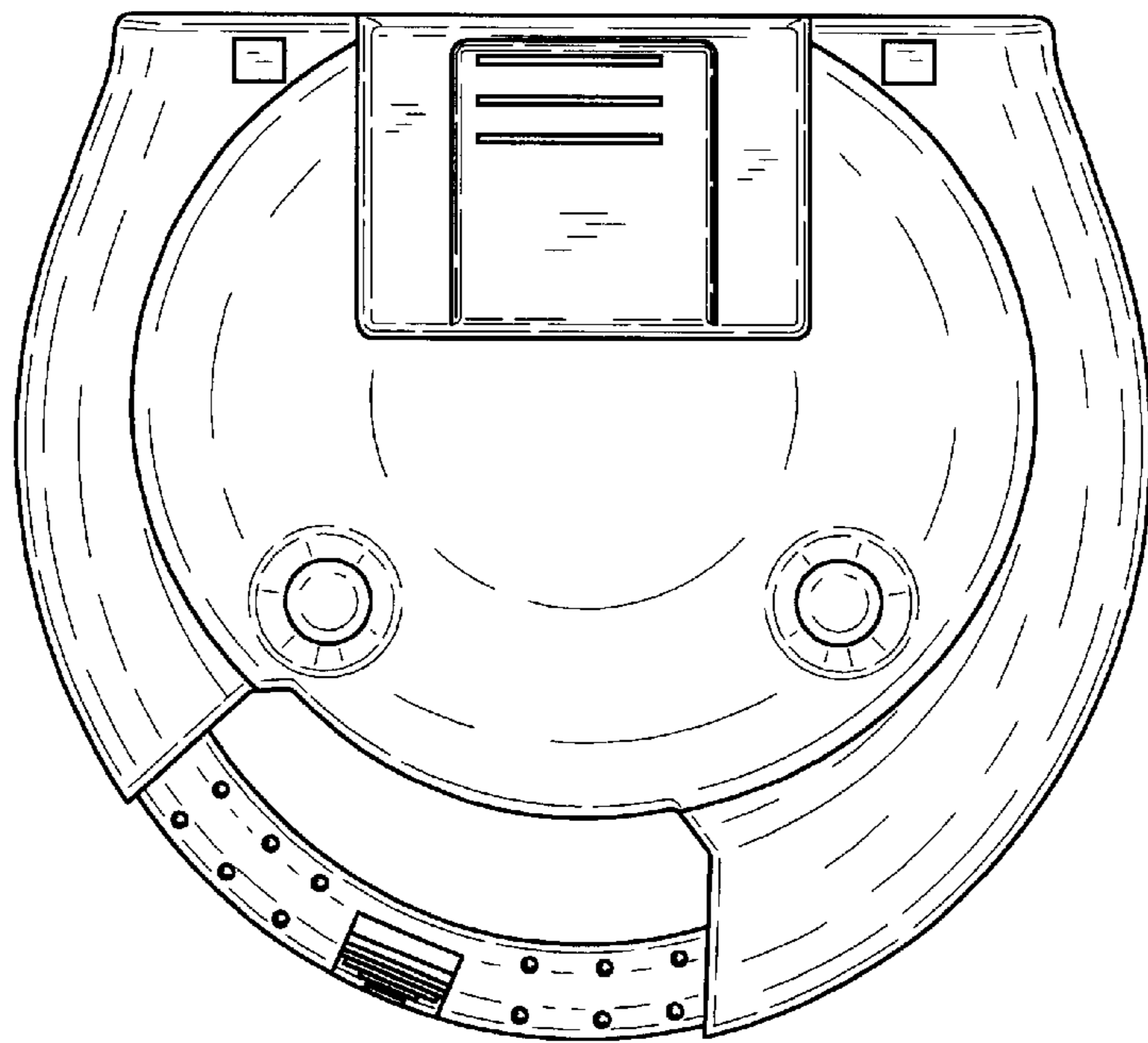


Fig.2

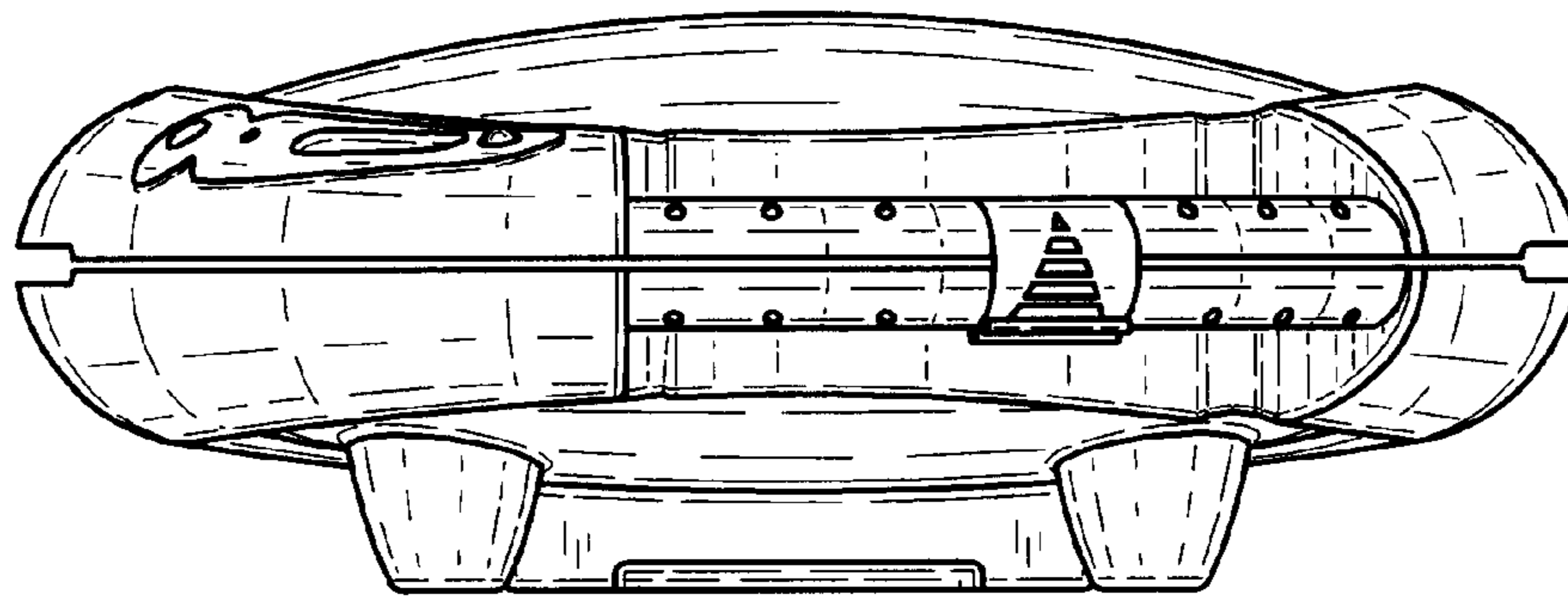


Fig.3

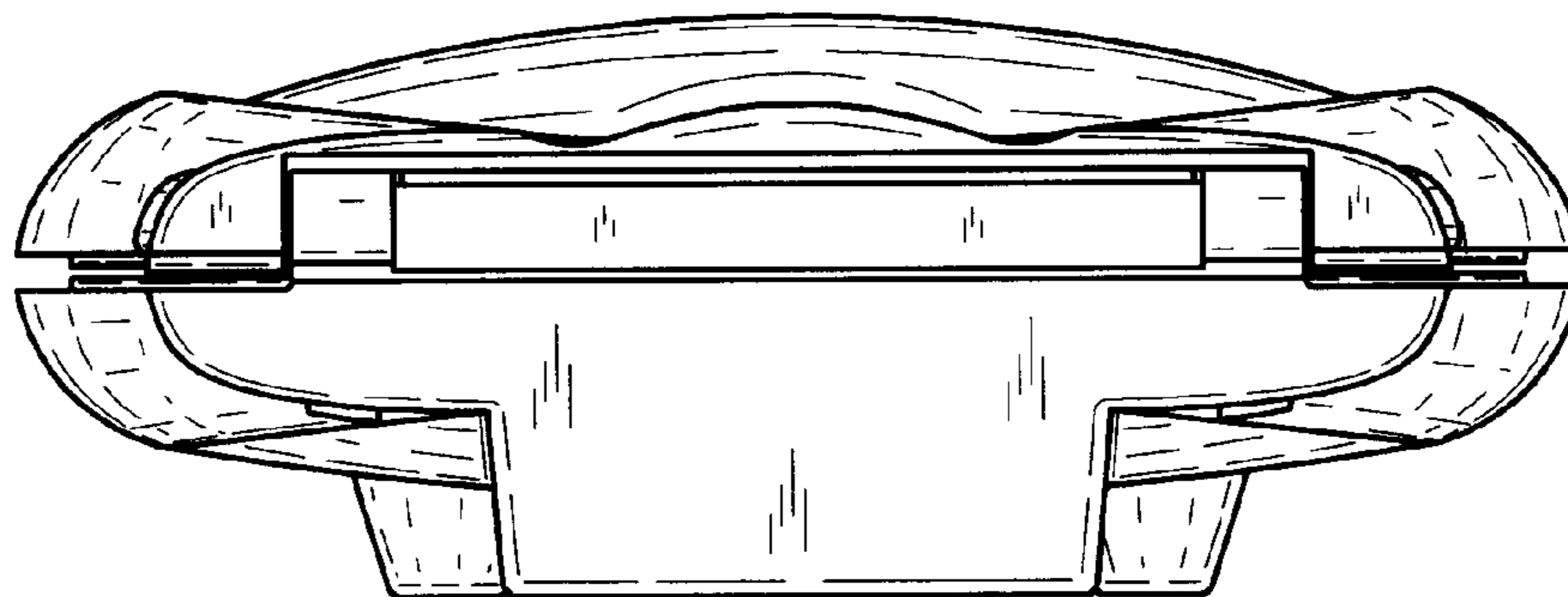


Fig.4

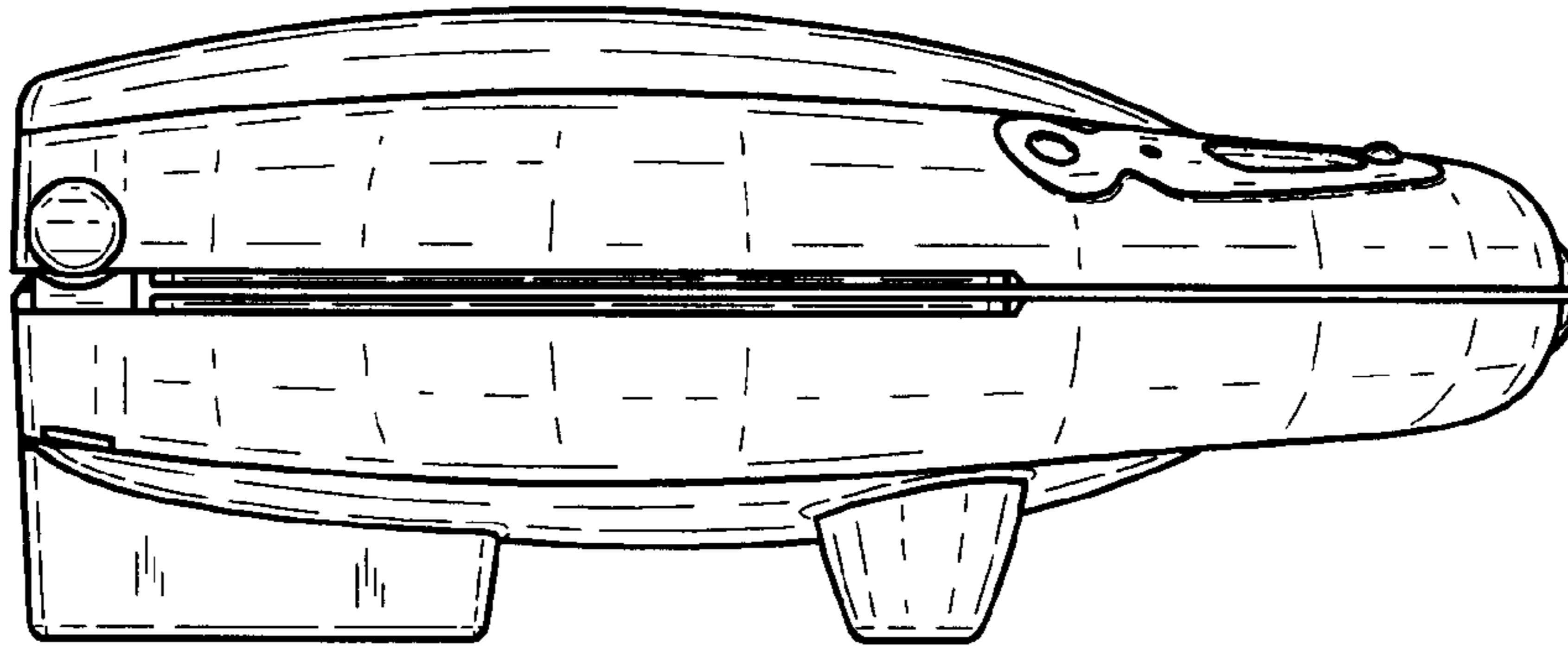


Fig.5

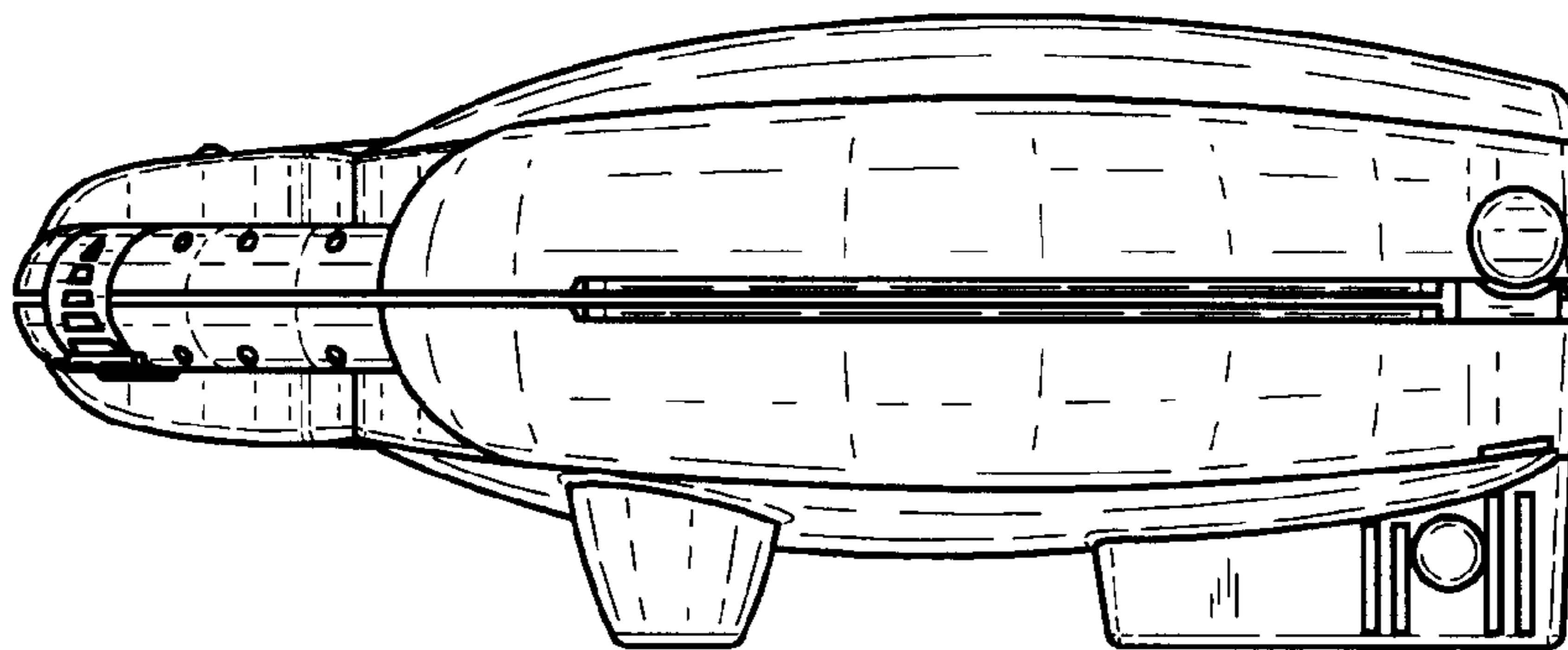


Fig.6




Fig.7