



US00D533386S

(12) **United States Design Patent**
Lesniak

(10) **Patent No.:** **US D533,386 S**

(45) **Date of Patent:** **** Dec. 12, 2006**

(54) **BASEBALL GLOVE SHAPED SEAT CUSHION**

(76) **Inventor:** **Robert Brian Lesniak**, 12282 Wintergreen St., Rancho Cucamonga, CA (US) 91739-1900

(**) **Term:** **14 Years**

(21) **Appl. No.:** **29/229,161**

(22) **Filed:** **May 3, 2005**

(51) **LOC (8) Cl.** **06-09**

(52) **U.S. Cl.** **D6/597**

(58) **Field of Classification Search** D6/358, D6/506, 595-598, 601, 604; D2/616, 617; 5/722; 297/7, 181; 441/130; 2/19, 158; D29/115
See application file for complete search history.

(56) **References Cited**

U.S. PATENT DOCUMENTS

3,235,892	A	*	2/1966	Emery	441/130
4,513,450	A	*	4/1985	Aoki	2/19
4,996,721	A	*	3/1991	Beshro	2/19
D343,543	S	*	1/1994	Pena	D6/597

D368,822	S		4/1996	Gibree	D6/597
5,799,327	A	*	9/1998	Clevenhagen	2/19
5,881,384	A		3/1999	Williams	2/158
D420,819	S	*	2/2000	Adabi	D6/358
D449,714	S	*	10/2001	Aoki	D29/115
6,324,696	B1		12/2001	Montgomery	2/19
D501,619	S	*	2/2005	Shinner	D6/506

* cited by examiner

Primary Examiner—Robert M. Spear
Assistant Examiner—Mary Ann Calabrese

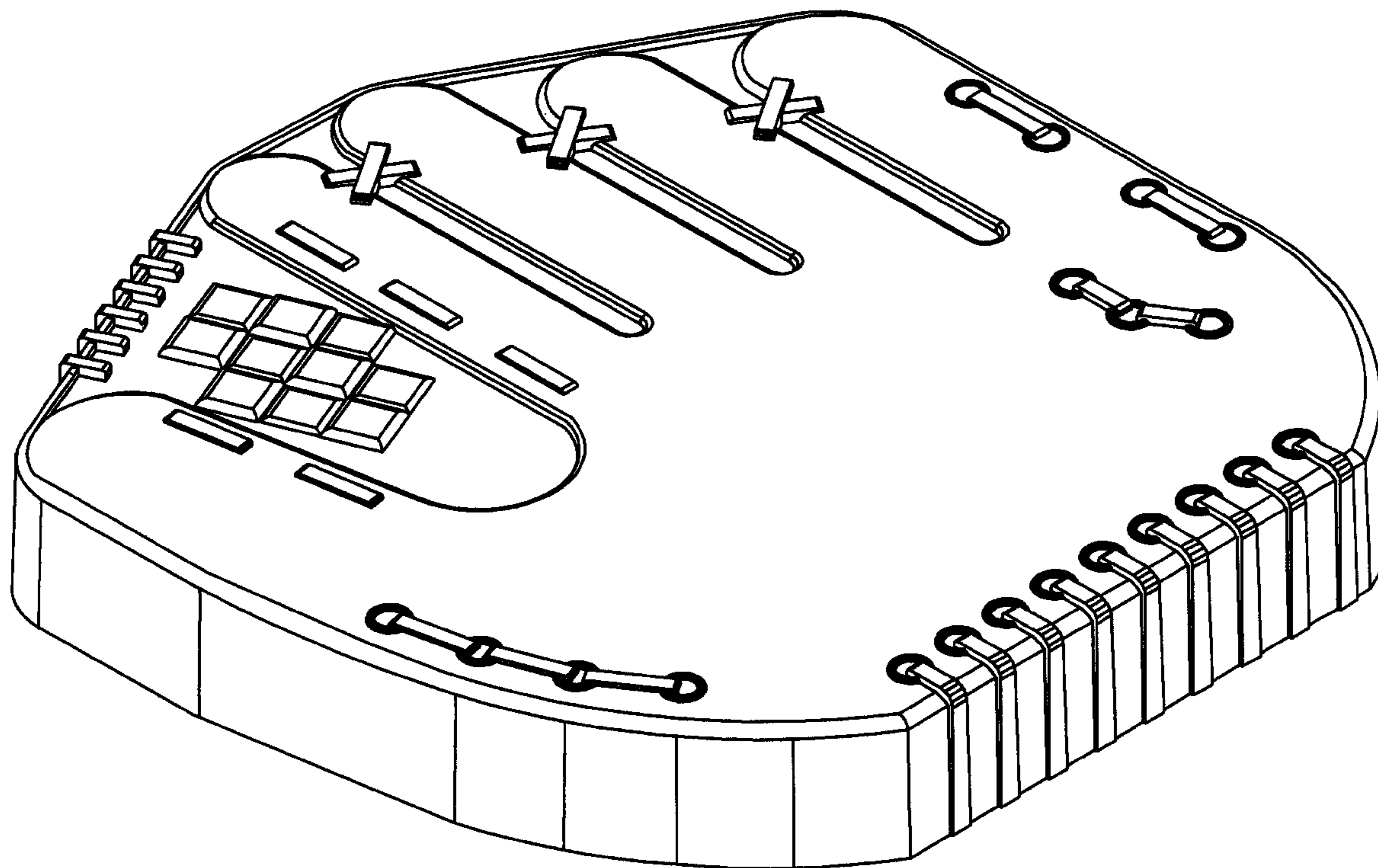
(57) **CLAIM**

The ornamental design for a baseball glove shaped seat cushion, as shown.

DESCRIPTION

FIG. 1 is an enlarged perspective view of a baseball glove shaped seat cushion showing my new design
FIG. 2 is a top plan view thereof;
FIG. 3 is a rear elevational view thereof;
FIG. 4 is a front elevational view thereof; and,
FIG. 5 is a bottom view thereof.

1 Claim, 2 Drawing Sheets



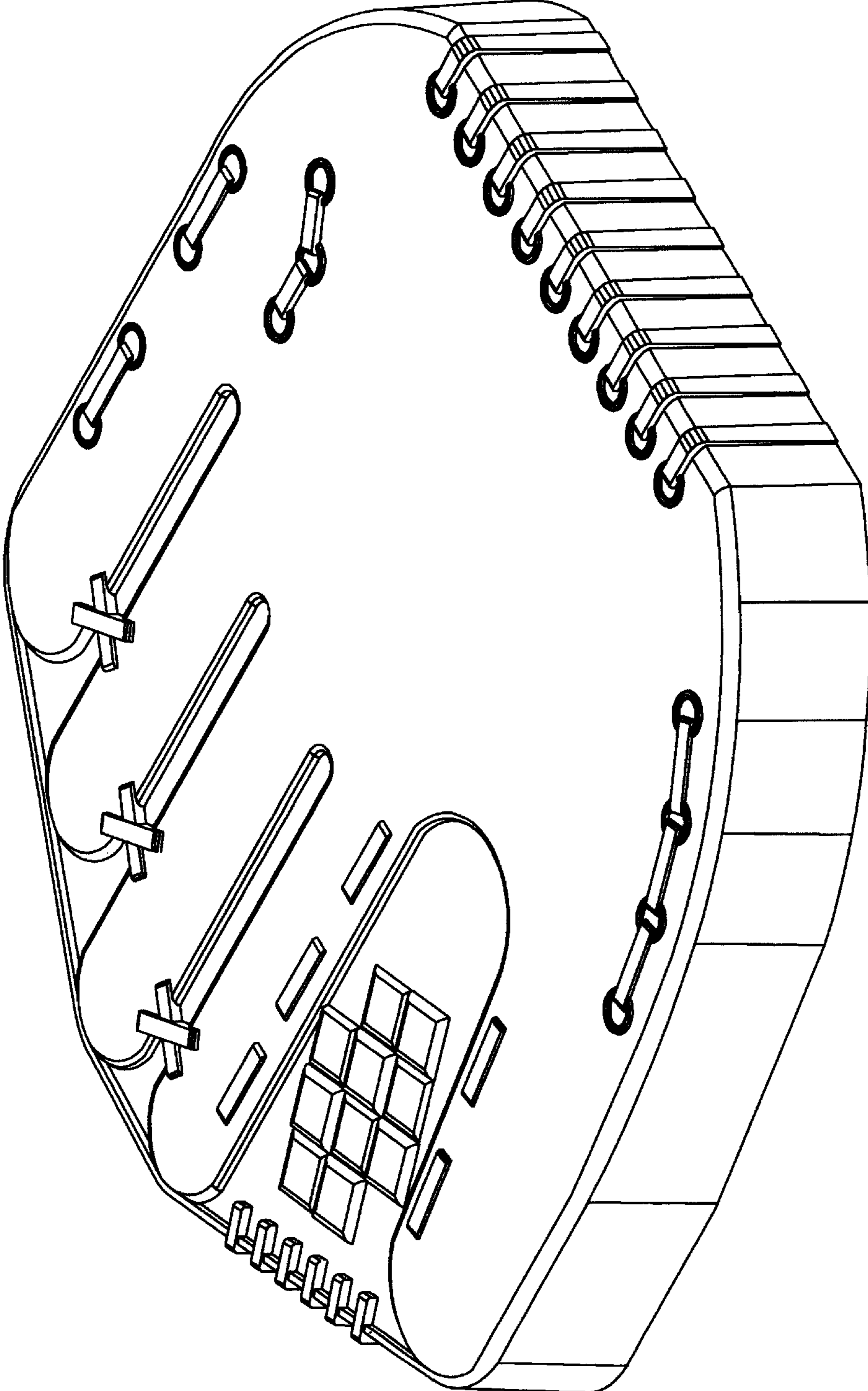


FIG. 1

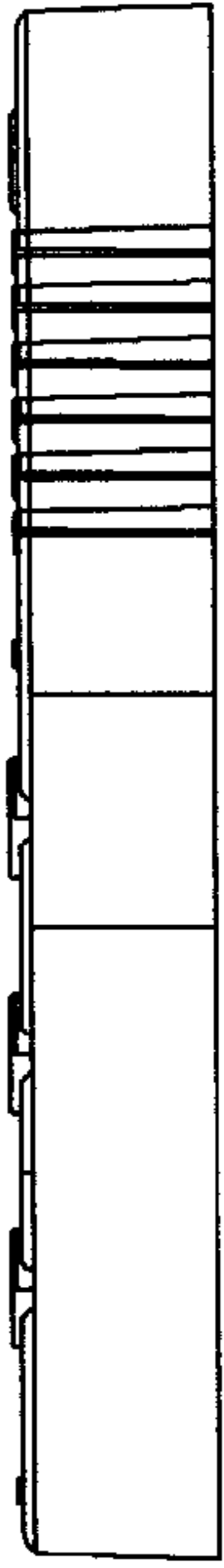


FIG. 4

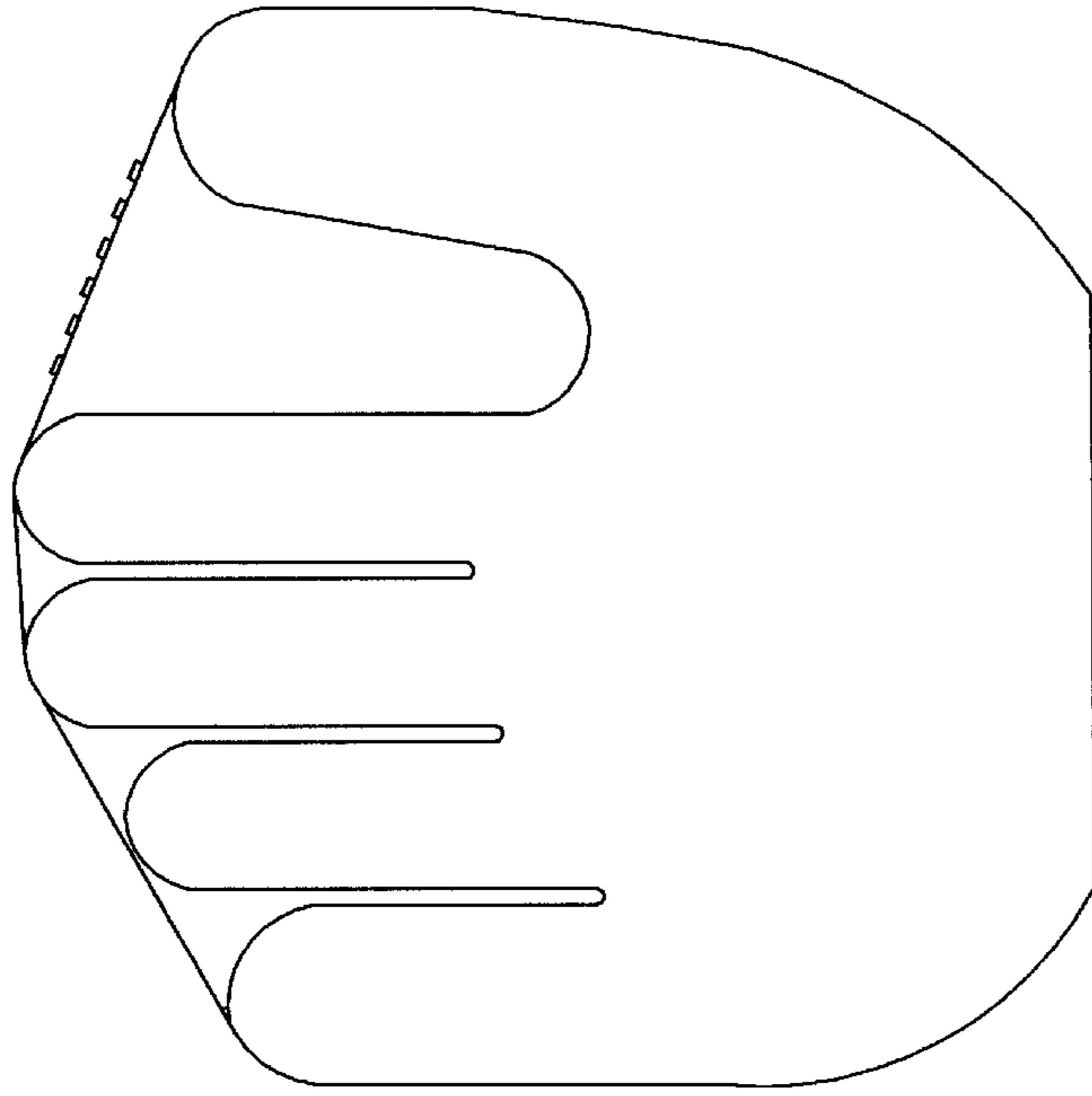


FIG. 5

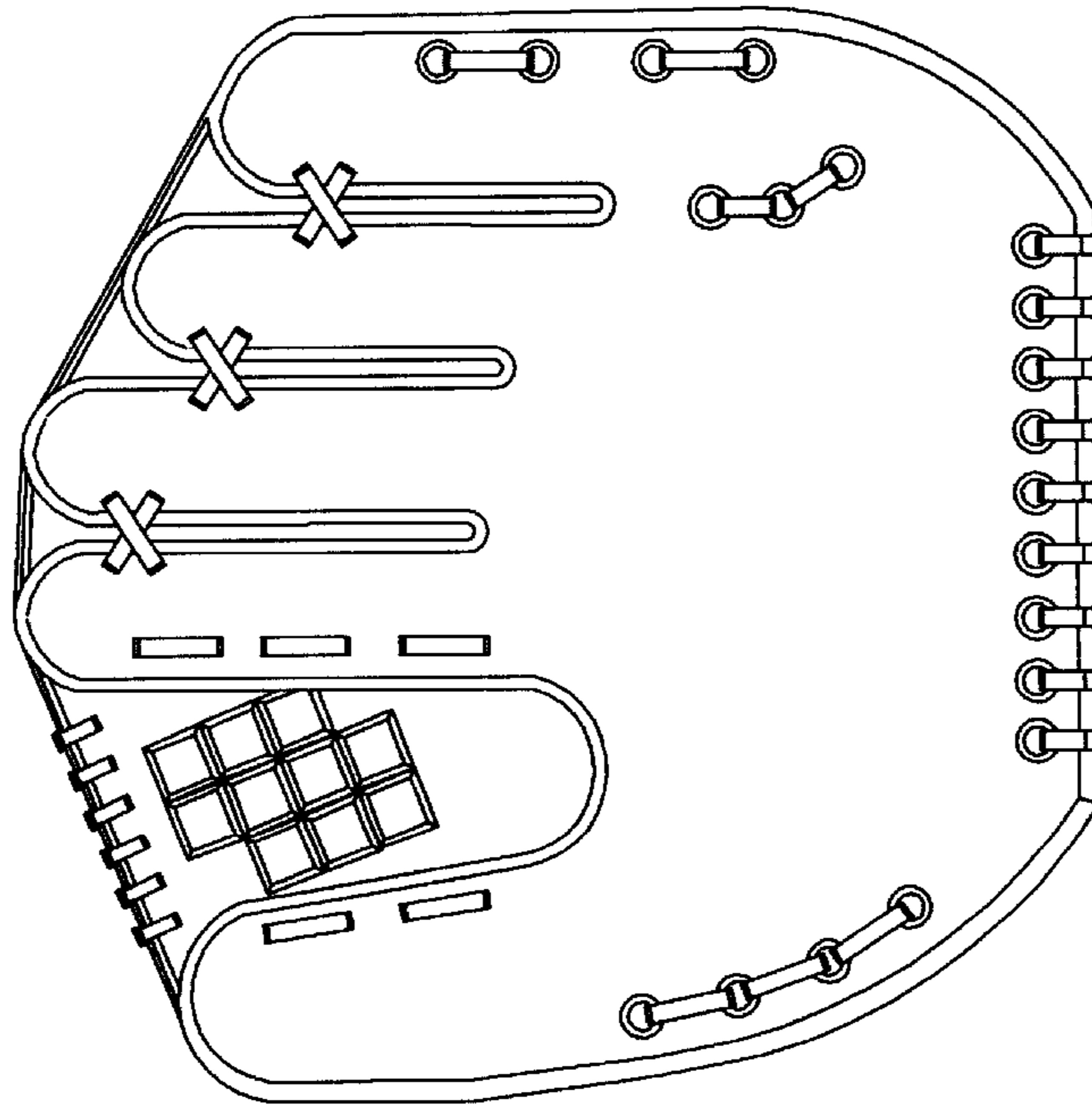


FIG. 2



FIG. 3