



US00D533385S

(12) **United States Design Patent** (10) **Patent No.:** **US D533,385 S**
Murray (45) **Date of Patent:** **** Dec. 12, 2006**

(54) **WALL MOUNTABLE SUPPORT**

(75) Inventor: **Stephen Gardner Murray**, Brooklyn, NY (US)
(73) Assignee: **Kohler Co.**, Kohler, WI (US)
(**) Term: **14 Years**

(21) Appl. No.: **29/236,096**

(22) Filed: **Aug. 11, 2005**

(Under 37 CFR 1.47)

(51) **LOC (8) Cl.** **06-04**

(52) **U.S. Cl.** **D6/550**

(58) **Field of Classification Search** D6/546-550,
D6/518-523; D8/300, 303, 315-321, 349,
D8/354, 363, 373, 380; 108/28-29; 211/13.1,
211/16, 60.1, 100, 86.01, 87.01, 88.01, 88.04,
211/105.1-105.2, 123, 182, 181.1; 248/175,
248/176.1, 251, 302, 309.1; 16/110.1, 412,
16/415; 242/570, 590, 595-598

See application file for complete search history.

(56) **References Cited**

U.S. PATENT DOCUMENTS

2,315,566	A	4/1943	Watrall et al.	
D204,057	S	* 3/1966	Logan et al.	D8/363
D256,864	S	9/1980	Nippel et al.	
D274,773	S	7/1984	Coleman	
D327,593	S	7/1992	Emery	
D418,345	S	* 1/2000	Chen	D6/550
D432,842	S	10/2000	Gastelum et al.	
D437,157	S	2/2001	Gastelum et al.	
D448,593	S	* 10/2001	Harvey	D6/550
D453,649	S	2/2002	Hoernig	
D463,934	S	* 10/2002	Gilbert et al.	D6/549
D477,954	S	8/2003	Gilbert	
D478,440	S	8/2003	Hoernig	
D492,865	S	7/2004	Graves et al.	
D492,870	S	* 7/2004	Graves et al.	D6/549

OTHER PUBLICATIONS

Website page for rejuvenation.com, Linfield Single 5/8" Towel Bar 9122, printed Mar. 30, 2005. Best available picture, please refer to website if necessary.
Website page, Rejuvenation, Linfield Toilet Paper Holder, printed Mar. 30, 2005. Best available picture, please refer to website if necessary.

* cited by examiner

Primary Examiner—Brian N Vinson

(74) Attorney, Agent, or Firm—Quarles & Brady LLP

(57) **CLAIM**

The ornamental design for a wall mountable support, as shown and described.

DESCRIPTION

In a preferred embodiment, the nature of this product is a wall mountable support such as can be used with a toilet paper holder and a towel bar.

FIG. 1 is a left, top, front perspective view of a wall mountable support according to my new design;

FIG. 2 is a front elevational view thereof;

FIG. 3 is a left side elevational view thereof, the right side elevational view thereof being a mirror image the left side shown;

FIG. 4 is a top plan view thereof;

FIG. 5 is a bottom plan view thereof;

FIG. 6 is a rear elevational view thereof;

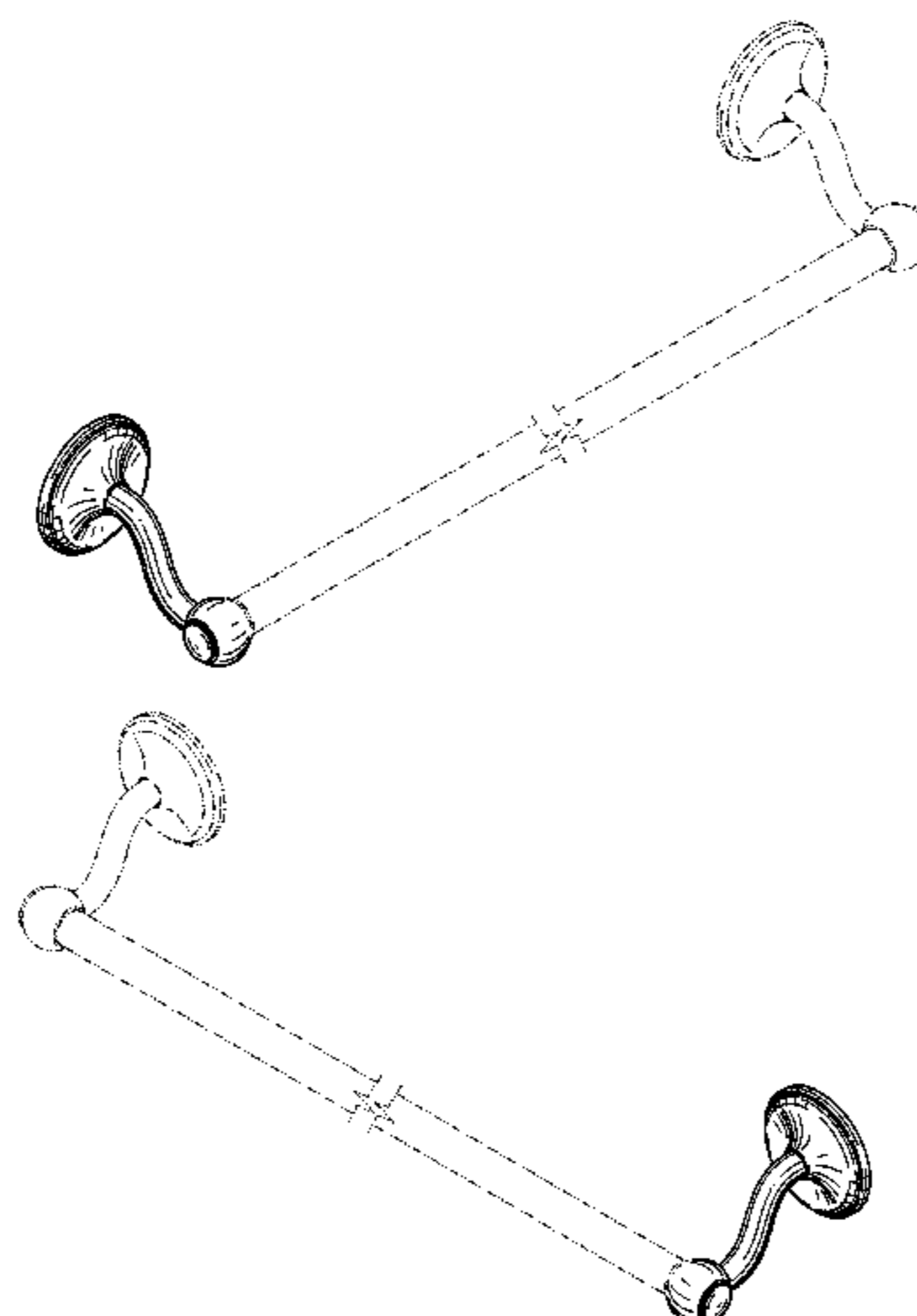
FIG. 7 is a right, top, front perspective view of a wall mountable support according to another embodiment of my new design, the front elevational, left elevational, top plan, bottom plan and rear elevational views thereof being mirror images of the views shown in FIGS. 2-6;

FIG. 8 is a left, top, front perspective view of a wall mountable support according to another embodiment of my new design; and,

FIG. 9 is a front elevational view thereof.

The broken line representations of bar and mounting environment in FIGS. 1-2 and 4-9 and rear bracket structure in FIG. 6 are for the purpose of illustration only, and form no part of the claimed design.

1 Claim, 5 Drawing Sheets



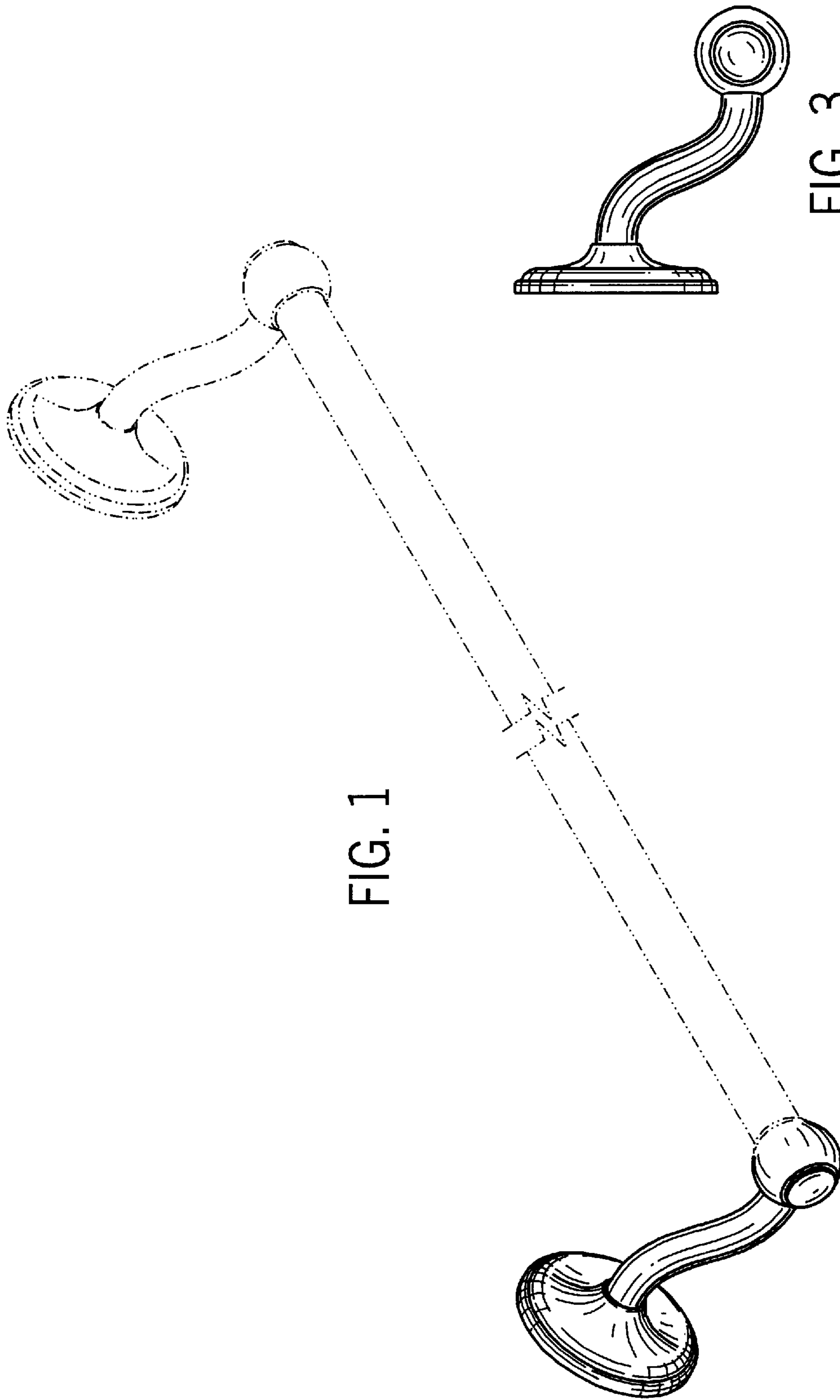
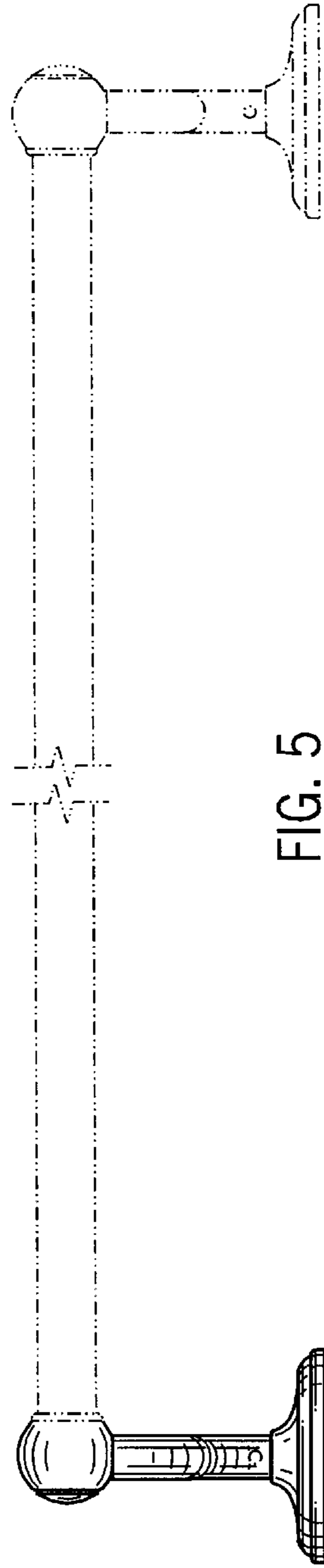
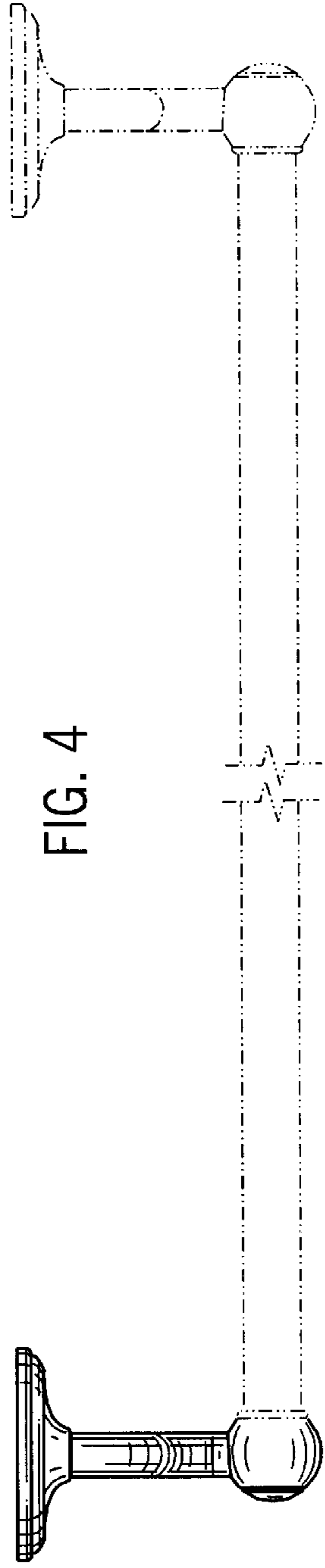
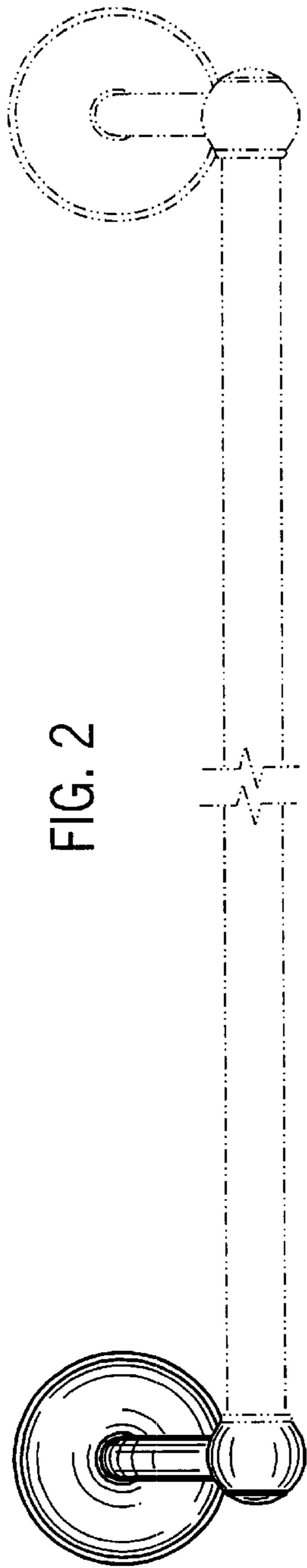


FIG. 1

FIG. 3



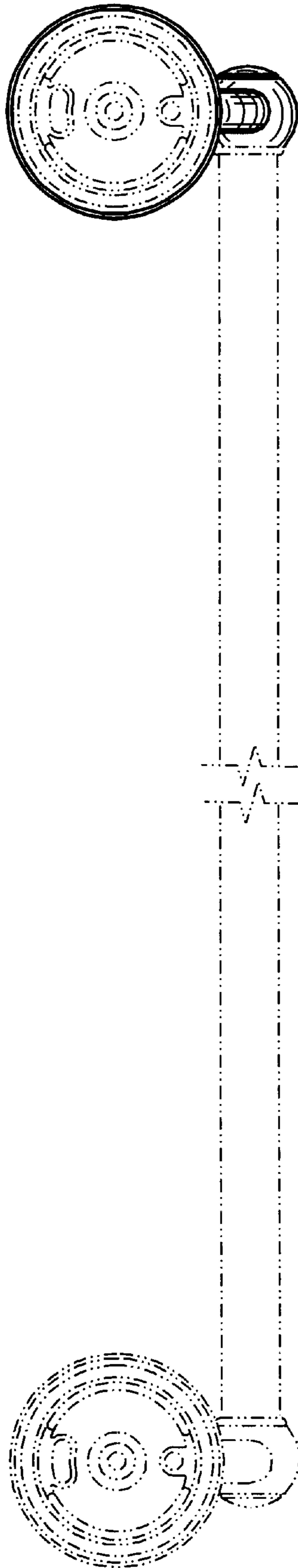


FIG. 6

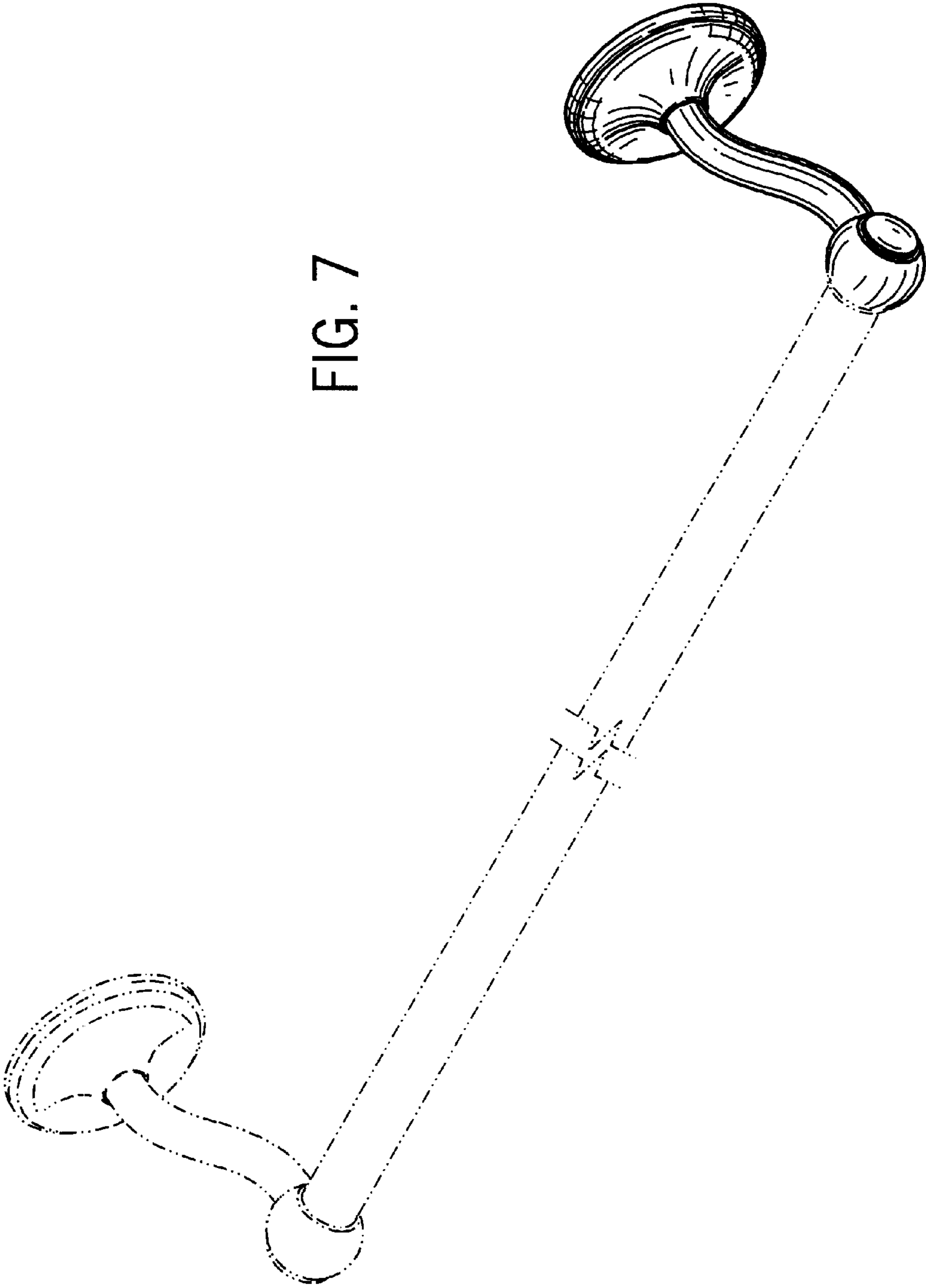


FIG. 7

FIG. 8

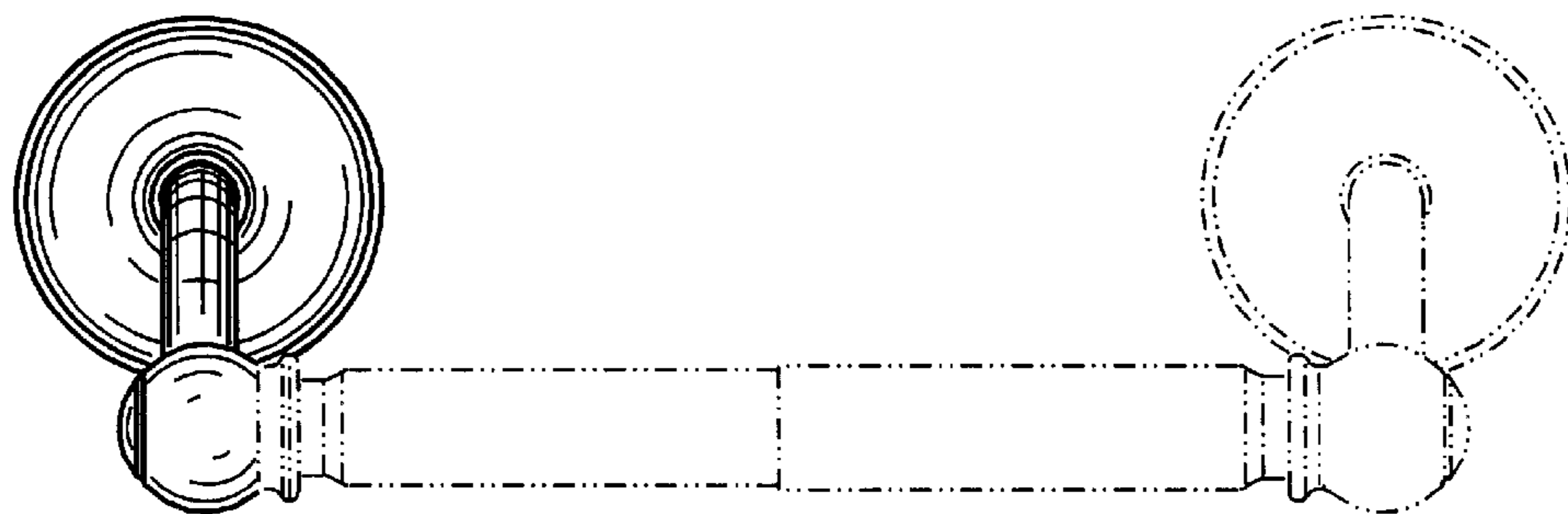
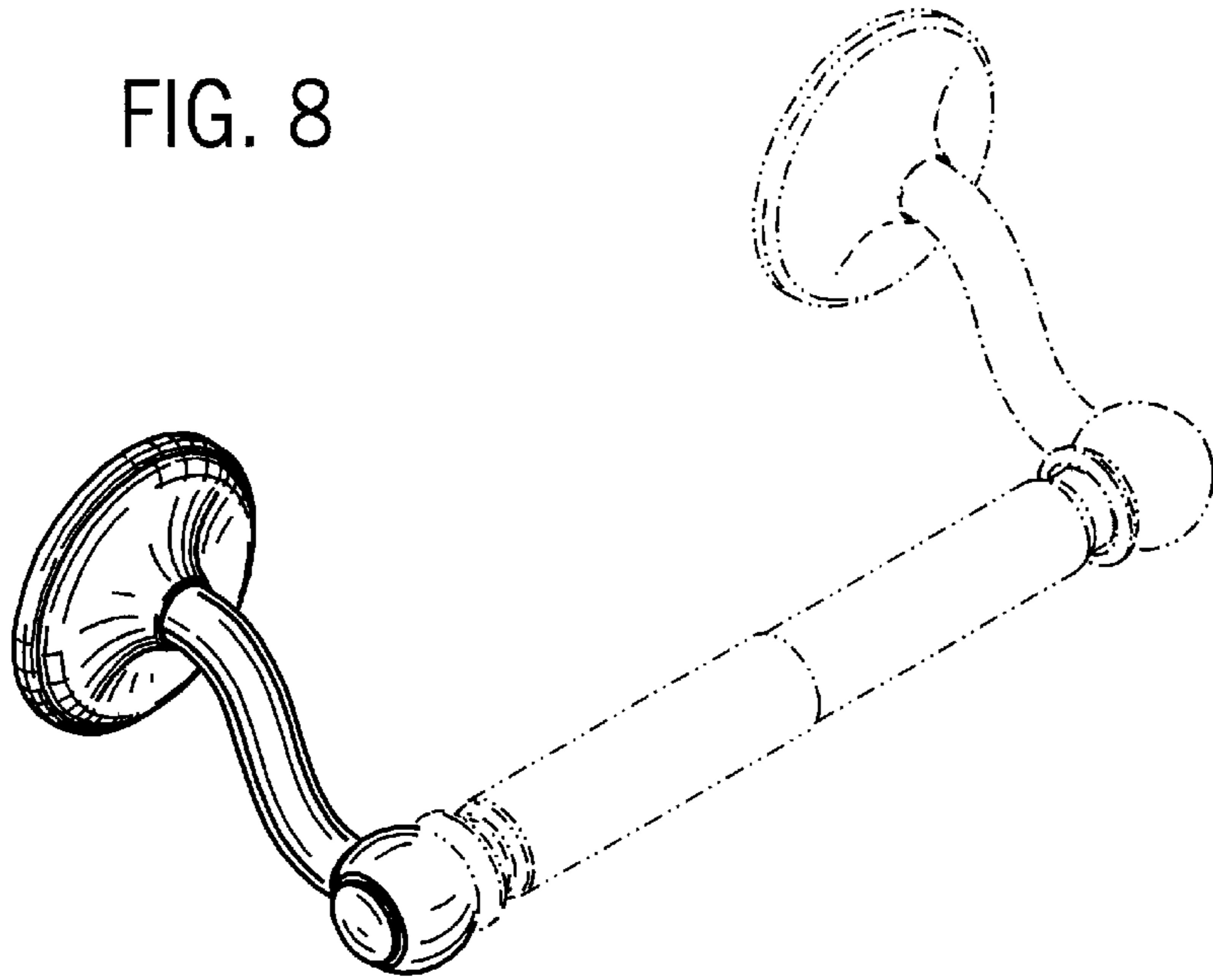


FIG. 9