



US00D533384S

(12) **United States Design Patent**  
**Gilbert**

(10) **Patent No.:** **US D533,384 S**

(45) **Date of Patent:** **\*\* Dec. 12, 2006**

(54) **POST**

(75) **Inventor:** **Christopher Jon Gilbert**, Moreland Hills, OH (US)

(73) **Assignee:** **Moen Incorporated**, North Olmsted, OH (US)

(\*\*) **Term:** **14 Years**

(21) **Appl. No.:** **29/223,073**

(22) **Filed:** **Feb. 8, 2005**

(51) **LOC (8) Cl.** ..... **06-04**

(52) **U.S. Cl.** ..... **D6/550**

(58) **Field of Classification Search** ..... D6/546-550,  
D6/518-523; D8/300, 303, 315-321, 349,  
D8/354, 363, 373, 380; 108/28-29; 211/13.1,  
211/16, 60.1, 100, 86.01, 87.01, 88.01, 88.04,  
211/105.1-105.2, 123, 182, 181.1; 248/175,  
248/176.1, 251, 302, 309.1; 16/110.1, 412,  
16/415; 242/570, 590, 595-598

See application file for complete search history.

D409,032 S	*	5/1999	Kuo	.....	D6/550
D418,345 S		1/2000	Chen		
D436,776 S		1/2001	Chen		
D440,800 S		4/2001	Milrud et al.		
D449,751 S		10/2001	Hsieh		
D449,952 S	*	11/2001	Lyndon	.....	D6/549
D450,809 S		11/2001	Gottwald		
D451,324 S		12/2001	Lai		
D451,738 S		12/2001	Yeh		
D451,739 S	*	12/2001	Yeh	.....	D6/550
D454,742 S	*	3/2002	Meck et al.	.....	D6/549
D455,924 S		4/2002	Zetsche		
D457,223 S		5/2002	Gottwald		
D457,602 S		5/2002	Gottwald		
D459,128 S	*	6/2002	Meck et al.	.....	D6/523
D463,935 S	*	10/2002	Zhao	.....	D6/549
D463,938 S		10/2002	Lee Wang		
D466,200 S		11/2002	Sieger		
D466,351 S		12/2002	Tai		
D467,307 S		12/2002	Sieger		
D475,228 S		6/2003	Yeh		
D476,181 S	*	6/2003	Yeh	.....	D6/524
D492,523 S		7/2004	Graves et al.		
D492,530 S	*	7/2004	Chen	.....	D6/549
D498,378 S		11/2004	Wu		

\* cited by examiner

*Primary Examiner*—Brian N Vinson

(74) *Attorney, Agent, or Firm*—Calfee, Halter & Griswold LLP

(56) **References Cited**

U.S. PATENT DOCUMENTS

D139,145 S	10/1944	Sadowski	
D144,011 S	2/1946	Van Doren	
D155,168 S	9/1949	Kiehl	
3,045,832 A	7/1962	Hibbard	
D271,514 S	11/1983	Paul	
D276,544 S	11/1984	Piesco	
D279,213 S	6/1985	Paul	
D296,844 S	7/1988	Ramsey et al.	
D299,160 S	12/1988	Lathrop	
D312,497 S	11/1990	Paul	
D322,659 S	12/1991	Reid et al.	
D322,839 S	12/1991	Kohler, Jr.	
D322,841 S	12/1991	Kohler, Jr. et al.	
D323,375 S	1/1992	Razumov	
D329,188 S	9/1992	Paul	
D335,231 S	5/1993	Bengtson	
D373,179 S	8/1996	Sieger	
D388,644 S	1/1998	Chen	
D400,381 S	* 11/1998	Solowiej et al.	..... D6/550

(57) **CLAIM**


The ornamental design for a post, as shown and described.

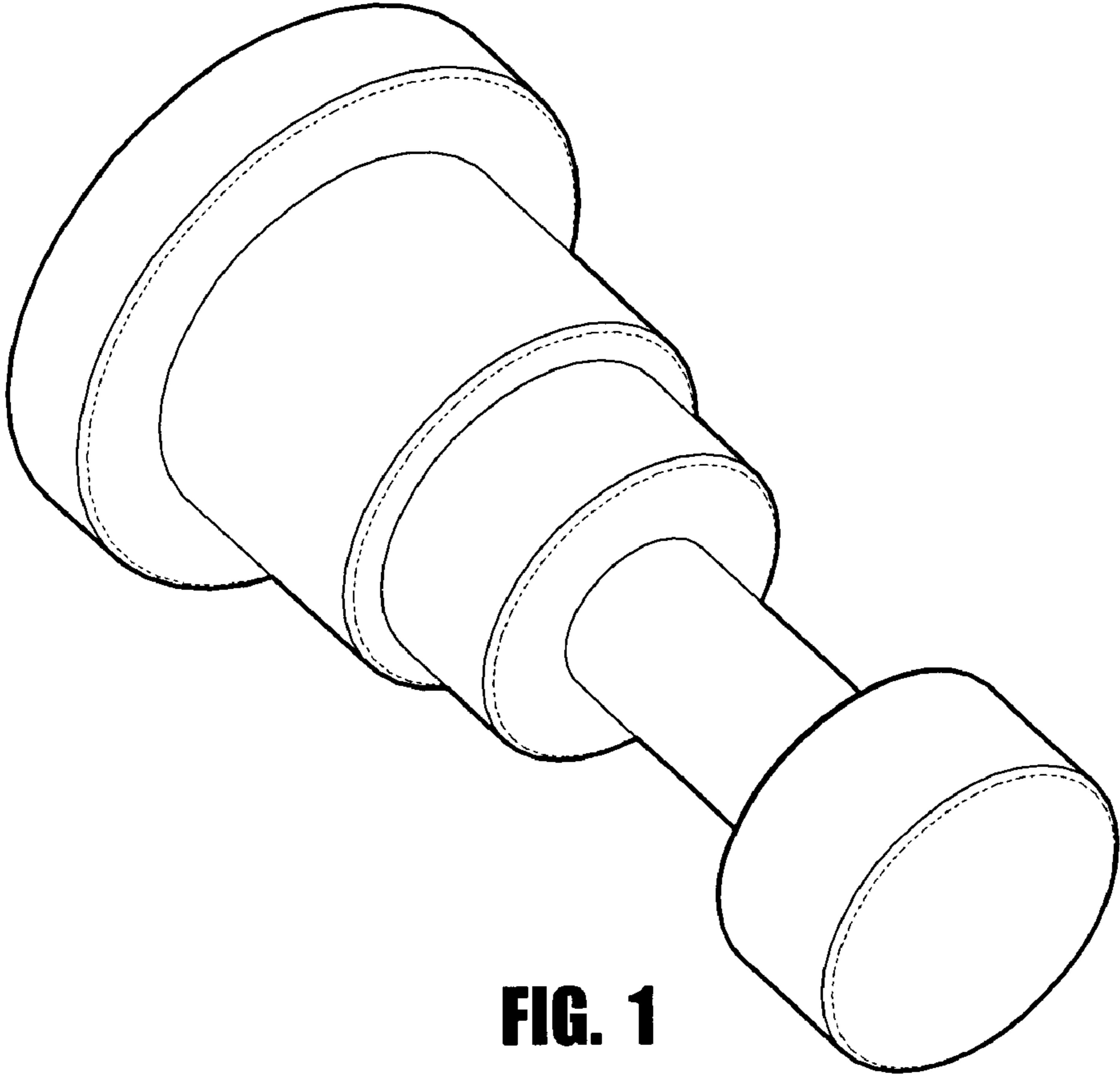
**DESCRIPTION**

FIG. 1 is a perspective view of a post of the new design; FIG. 2 is a front elevational view of the post of FIG. 1; FIG. 3 is a rear elevational view of the post of FIG. 1; FIG. 4 is a left side elevational view of the post of FIG. 1; FIG. 5 is a right side elevational view of the post of FIG. 1; FIG. 6 is a top plan view of the post of FIG. 1; and, FIG. 7 is a bottom plan view of the post of FIG. 1.

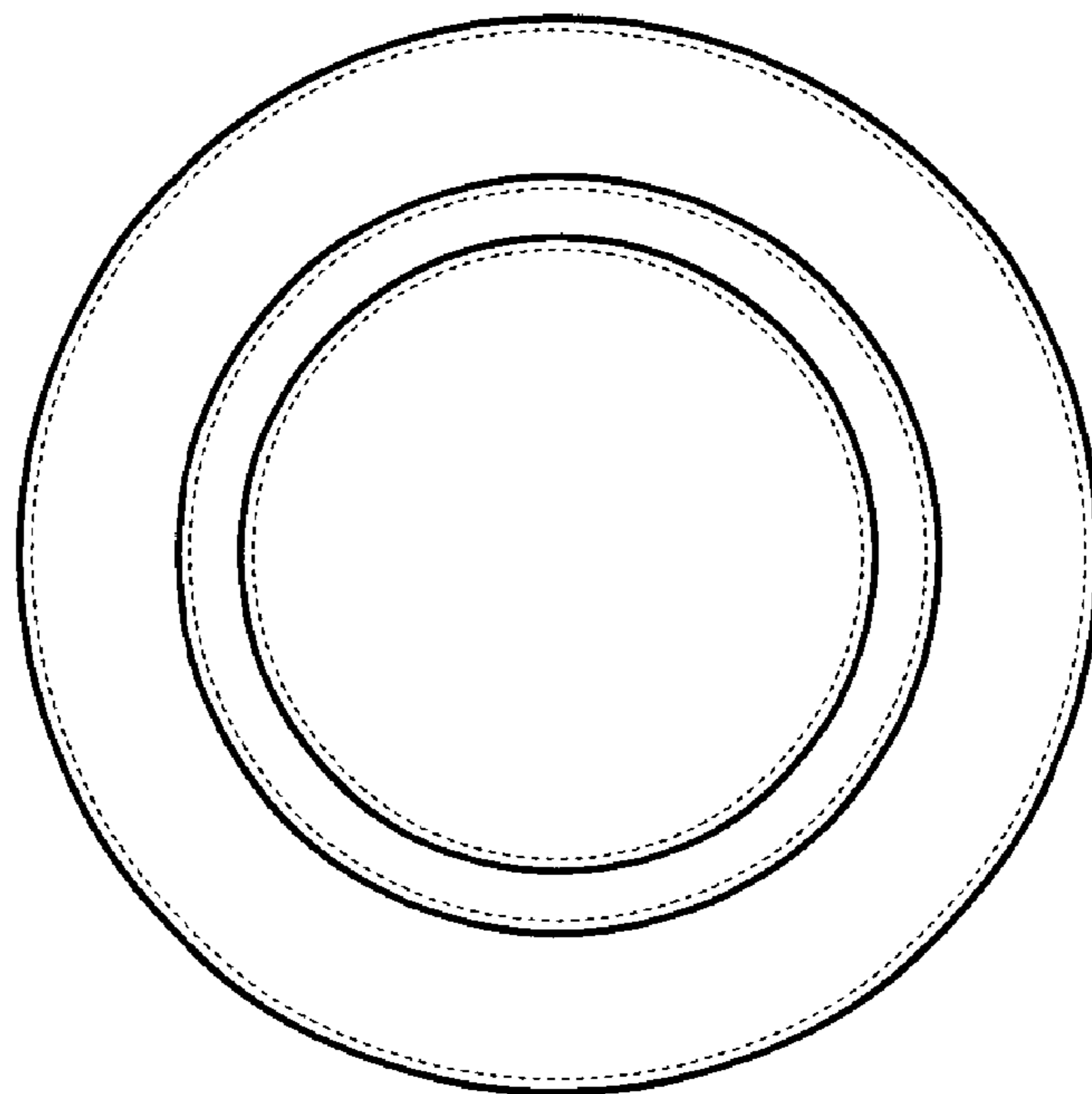
The portions of the Figures shown in broken lines are not part of the claimed design but are for illustration only.

**1 Claim, 4 Drawing Sheets**

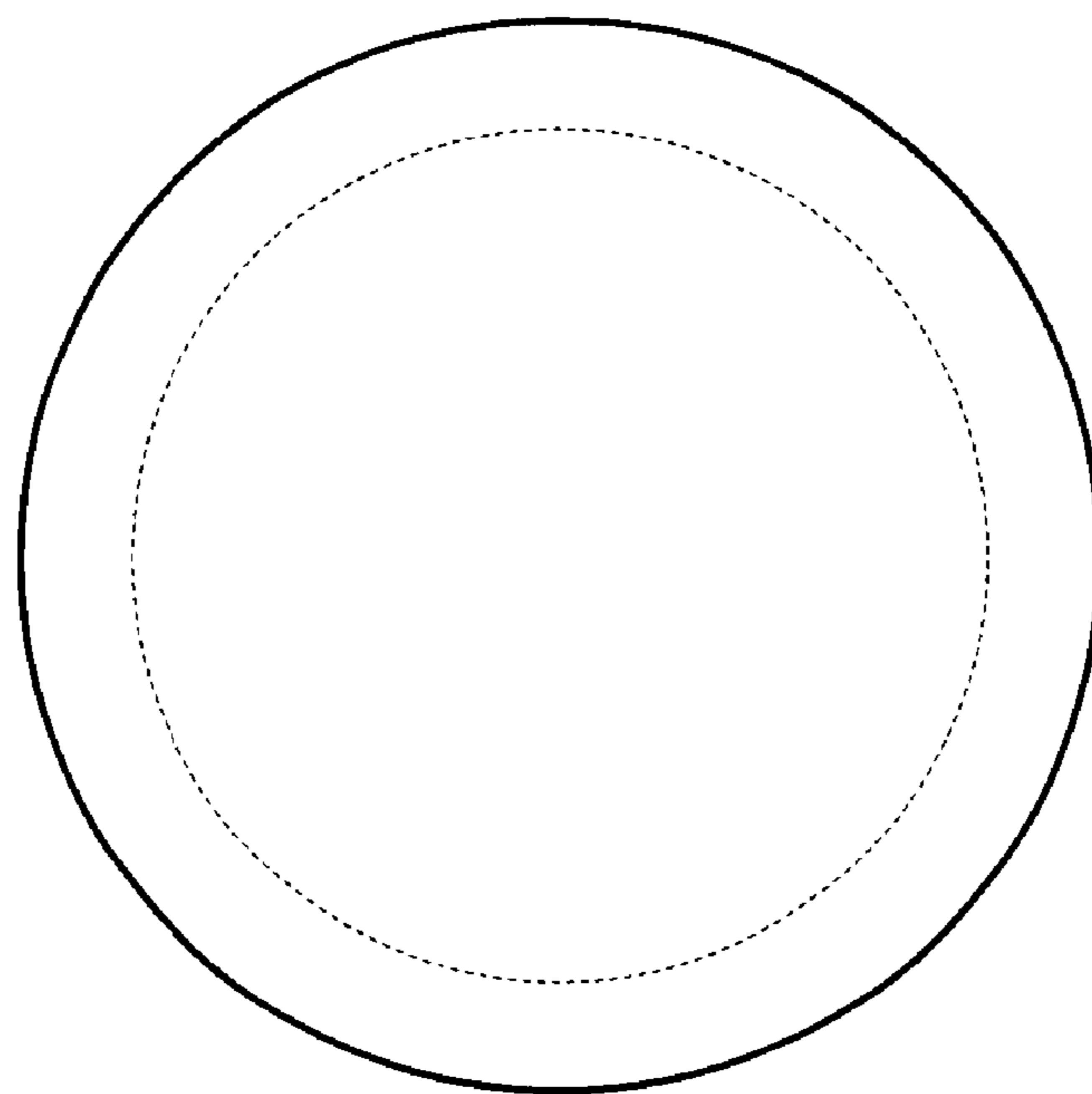




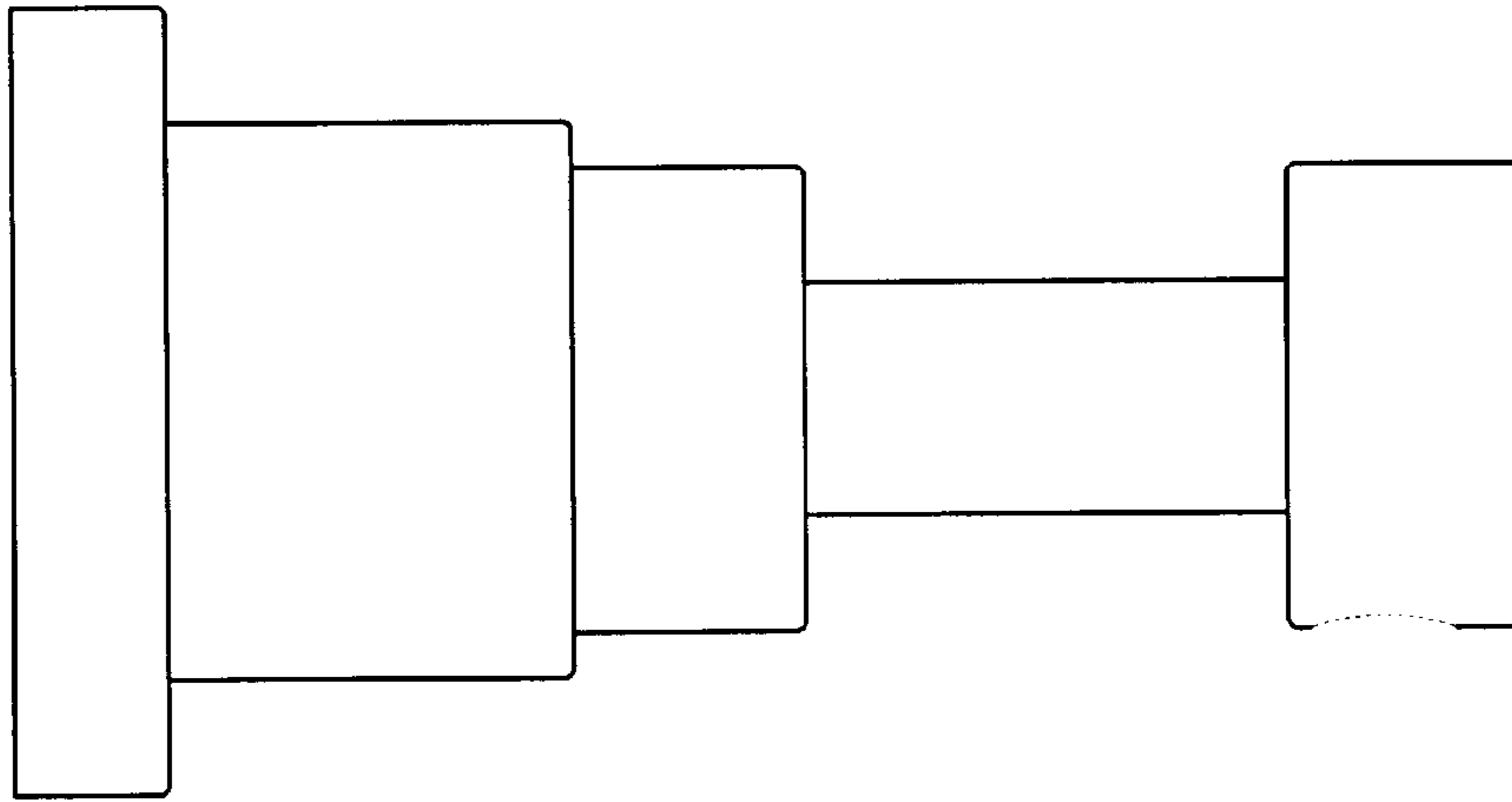
**FIG. 1**



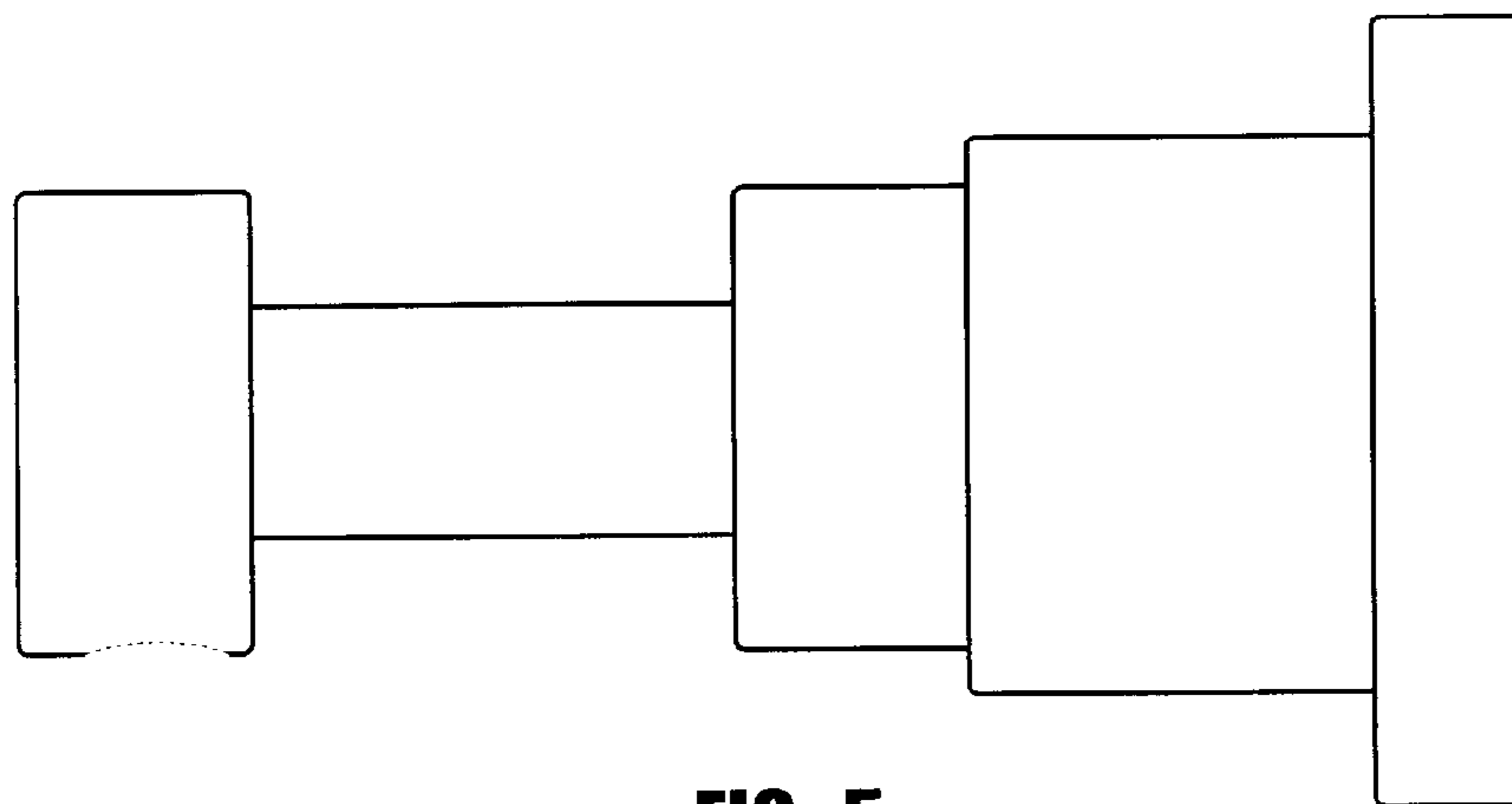
**FIG. 2**



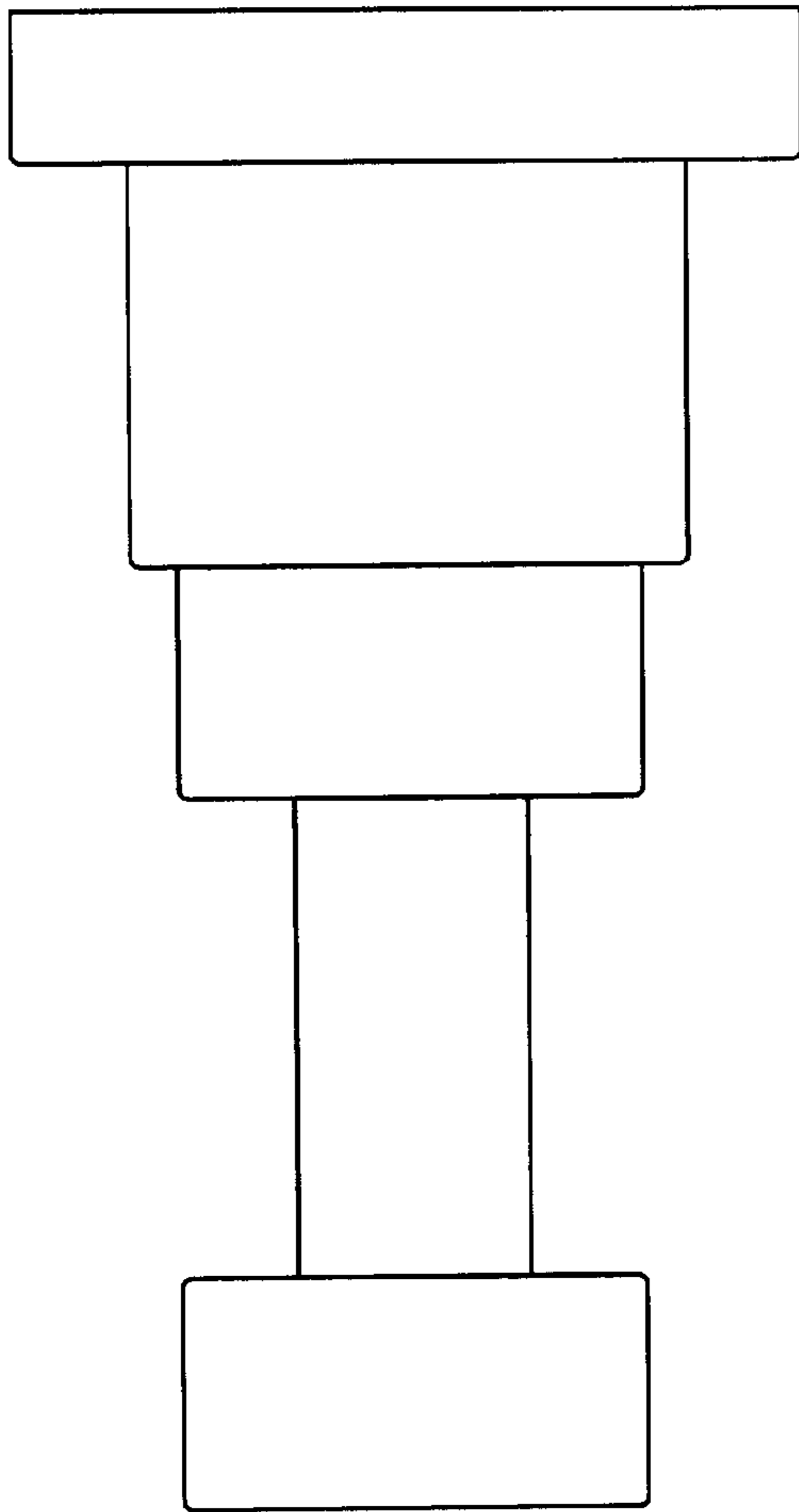
**FIG. 3**



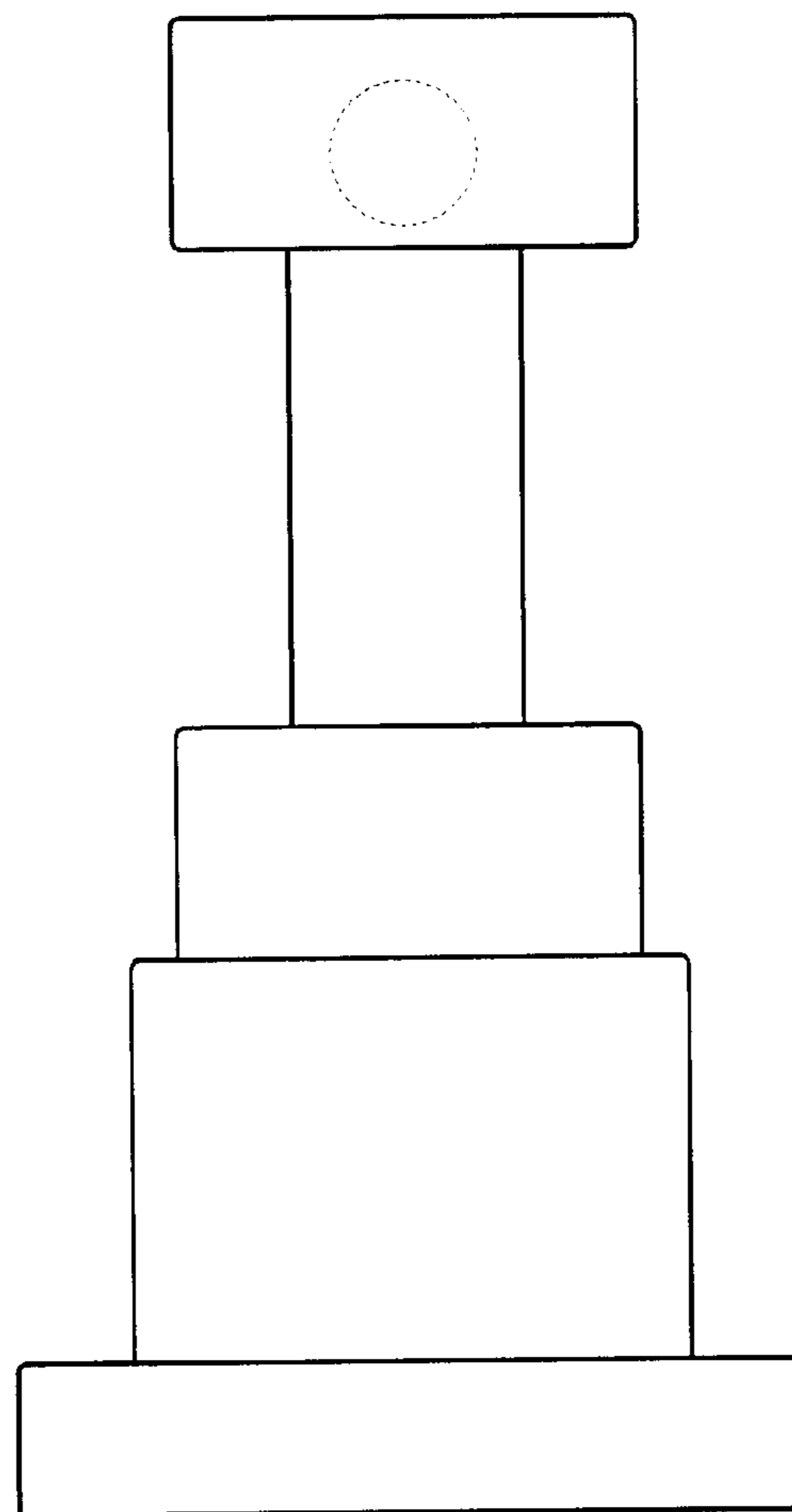
**FIG. 4**



**FIG. 5**



**FIG. 6**



**FIG. 7**