



US00D533381S

(12) **United States Design Patent**
Snell

(10) **Patent No.:** **US D533,381 S**

(45) **Date of Patent:** **** Dec. 12, 2006**

(54) **SOAP SAVER**

D482,315 S * 11/2003 Bridge et al. D12/316

(75) Inventor: **Russell Benton Snell**, Bentleyville, OH
(US)

OTHER PUBLICATIONS

Housewares, 1998 InterDesign, Inc. product brochure, p. 5
w/front and back covers.

(73) Assignee: **InterDesign, Inc.**, Solon, OH (US)

* cited by examiner

(**) Term: **14 Years**

Primary Examiner—Brian N Vinson

(21) Appl. No.: **29/175,735**

(74) *Attorney, Agent, or Firm*—D. Peter Hochberg; Sean
Mellino

(22) Filed: **Feb. 10, 2003**

(57) **CLAIM**

(51) **LOC (8) Cl.** **23-02**

The ornamental design for a soap saver, as shown and
described.

(52) **U.S. Cl.** **D6/536**

(58) **Field of Classification Search** D6/524-574;
D12/316, 300; D7/550.1, 552.2, 551.1, 388,
D7/601, 704, 677, 403, 213; D34/38, 28;
D8/499, 71, 349, 354; D25/1, 35, 38, 42,
D25/43, 50; D21/473, 542; D19/96; D13/179,
D13/199; D11/131, 132
See application file for complete search history.

DESCRIPTION

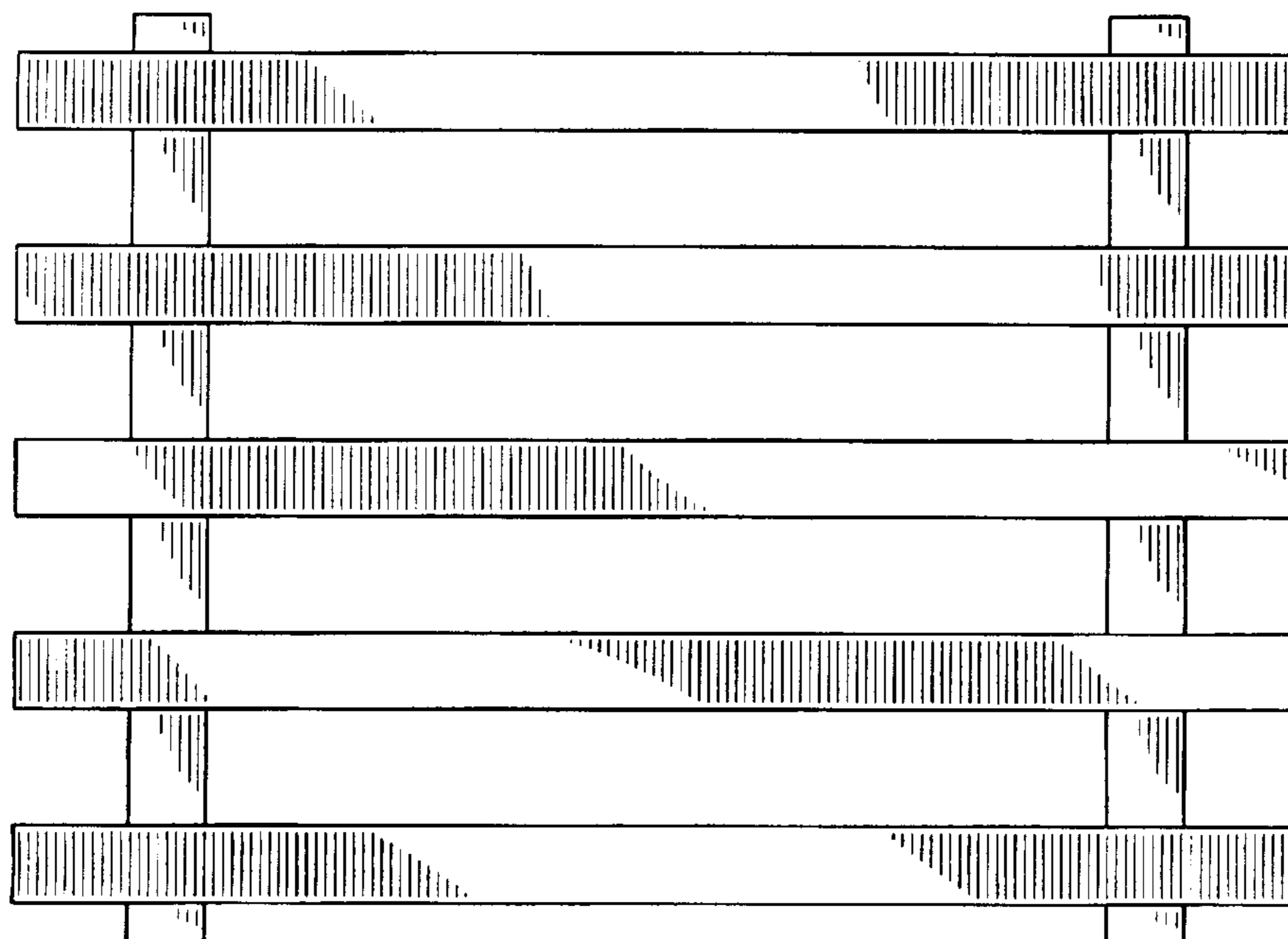
FIG. 1 is a perspective view of the soap saver according to
the invention;
FIG. 2 is a top view of the soap saver as shown in FIG. 1;
FIG. 3 is a front end view of the soap saver as shown in FIG.
1;
FIG. 4 is a right side view of the soap saver as shown in FIG.
1;
FIG. 5 is a back end view of the soap saver as shown in FIG.
1;
FIG. 6 is a left side view of the soap saver as shown in FIG.
1, viewed from the opposite side as that shown in FIG. 4;
and,
FIG. 7 is a bottom view of the soap saver as shown in FIG.
1.

(56) **References Cited**

U.S. PATENT DOCUMENTS

D137,131 S	*	1/1944	Reefe	D6/536
3,474,744 A	*	10/1969	Montgomery	108/57.17
D230,934 S	*	3/1974	McGroden	D6/539
D267,386 S	*	12/1982	Kneale, III	D7/388
4,768,456 A	*	9/1988	Jones et al.	114/266
D306,226 S	*	2/1990	Jirucha	D34/38
5,042,397 A	*	8/1991	Fiedler	108/57.18
D419,744 S	*	1/2000	Carter	D34/38
D454,211 S	*	3/2002	Jones	D25/100

1 Claim, 3 Drawing Sheets



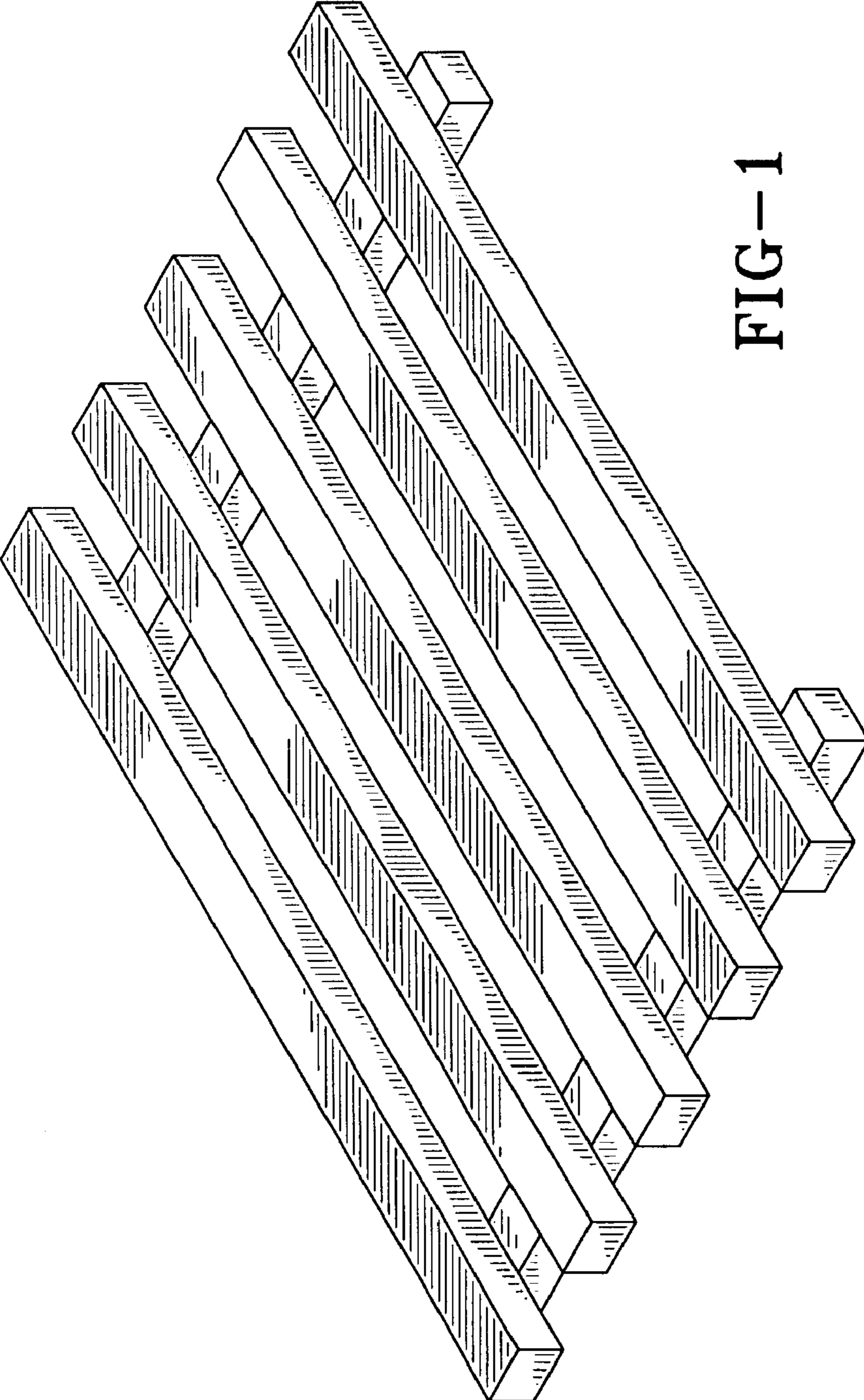


FIG-1




FIG-2




FIG-3



FIG-4

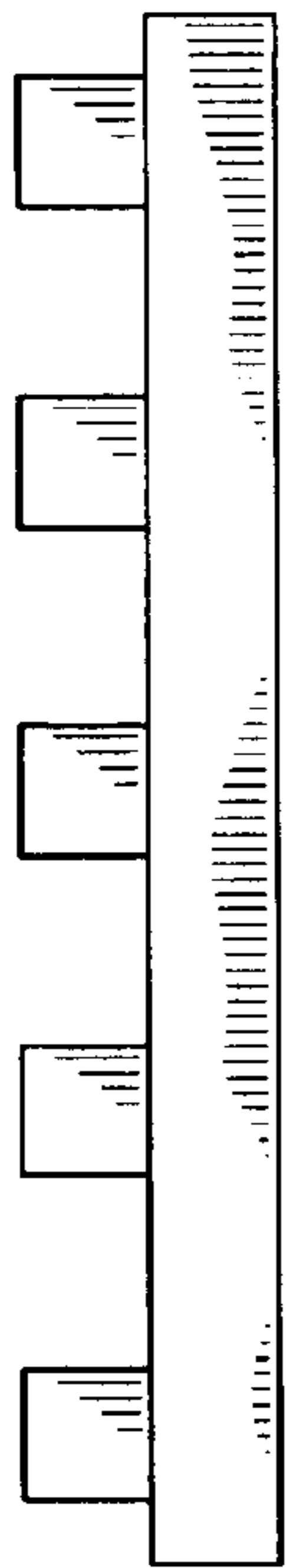


FIG-6




FIG-5




FIG-7