



US00D533371S

(12) **United States Design Patent**  
**Ciabatti**

(10) **Patent No.:** **US D533,371 S**  
(45) **Date of Patent:** **\*\* Dec. 12, 2006**

- (54) **CHAIR WITH ARMRESTS**
- (75) Inventor: **Aldo Ciabatti**, Marsciano (IT)
- (73) Assignee: **EMU Group S.p.A.**, Marsciano (IT)
- (\*\*) Term: **14 Years**
- (21) Appl. No.: **29/231,147**
- (22) Filed: **Jun. 1, 2005**
- (51) **LOC (8) Cl.** ..... **06-01**
- (52) **U.S. Cl.** ..... **D6/376; D6/369; D6/379**
- (58) **Field of Classification Search** ..... D6/334-336,  
D6/369, 374, 375, 376, 379, 380, 500-502;  
297/448.1, 452.2, 452.56, 452.64, 446.1  
See application file for complete search history.

- 4,062,590 A \* 12/1977 Polsky et al. .... 297/452.56
- D279,244 S \* 6/1985 Bergquist ..... D6/376
- D458,468 S \* 6/2002 Levrangi ..... D6/376
- D472,066 S \* 3/2003 Ciabatti ..... D6/376
- D482,206 S \* 11/2003 Ciabatti ..... D6/376

\* cited by examiner

*Primary Examiner*—Mimosa De

(74) *Attorney, Agent, or Firm*—Serafini Associates; Franco A. Serafini

(57) **CLAIM**

I claim the ornamental design for a chair with armrests, as shown and described.

**DESCRIPTION**


FIG. 1 is a perspective view of a chair with armrests showing my new design;  
FIG. 2 is a front elevational view thereof;  
FIG. 3 is a right side elevational view thereof;  
FIG. 4 is a rear elevational view thereof; and,  
FIG. 5 is a top plan view thereof.

(56) **References Cited**

**U.S. PATENT DOCUMENTS**

- 2,708,476 A \* 5/1955 Eames ..... 297/452.64
- D238,989 S \* 3/1976 Grosfillex ..... D6/376
- D244,978 S \* 7/1977 Polsky et al. .... D6/369

**1 Claim, 3 Drawing Sheets**






FIG. 1

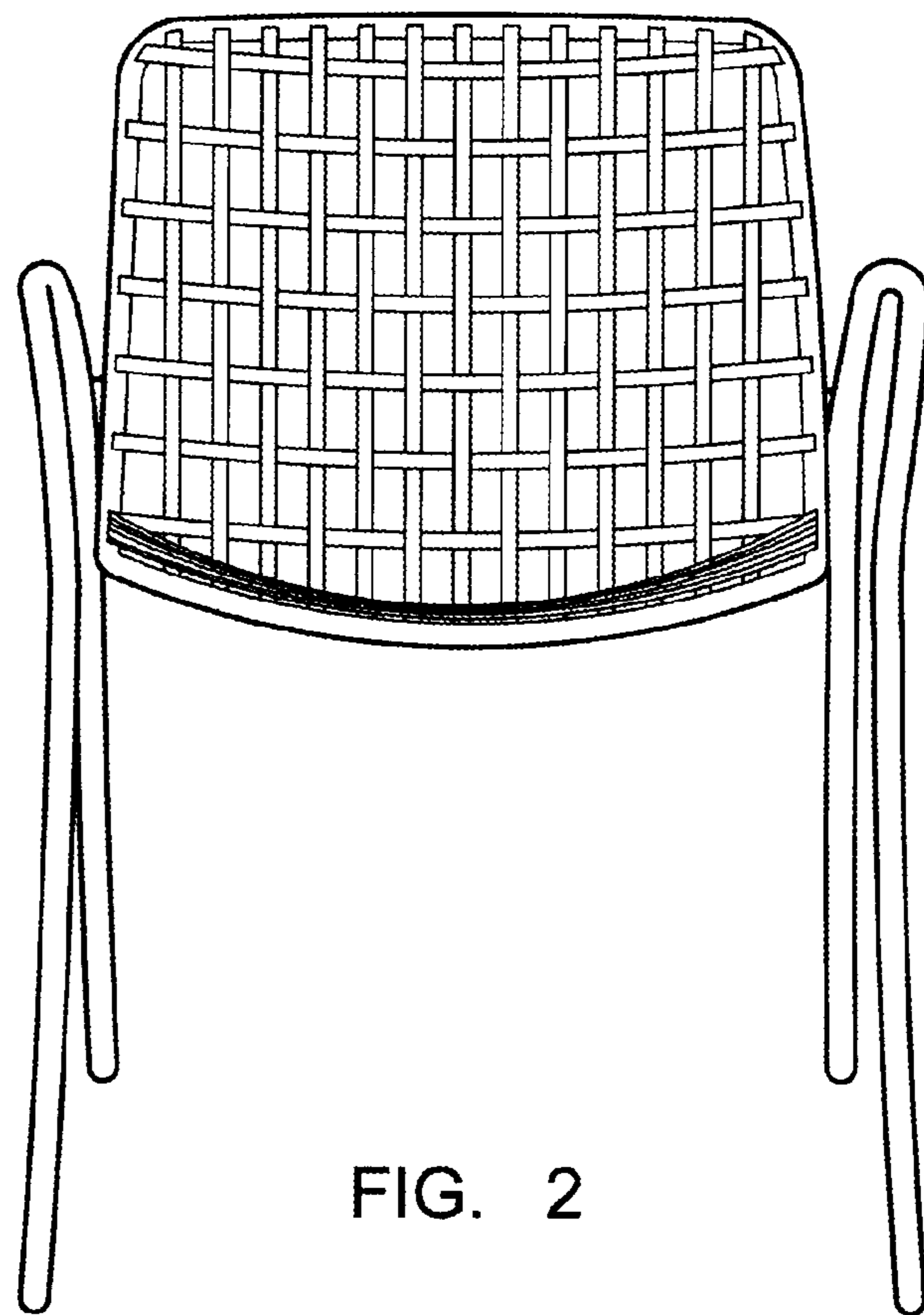


FIG. 2

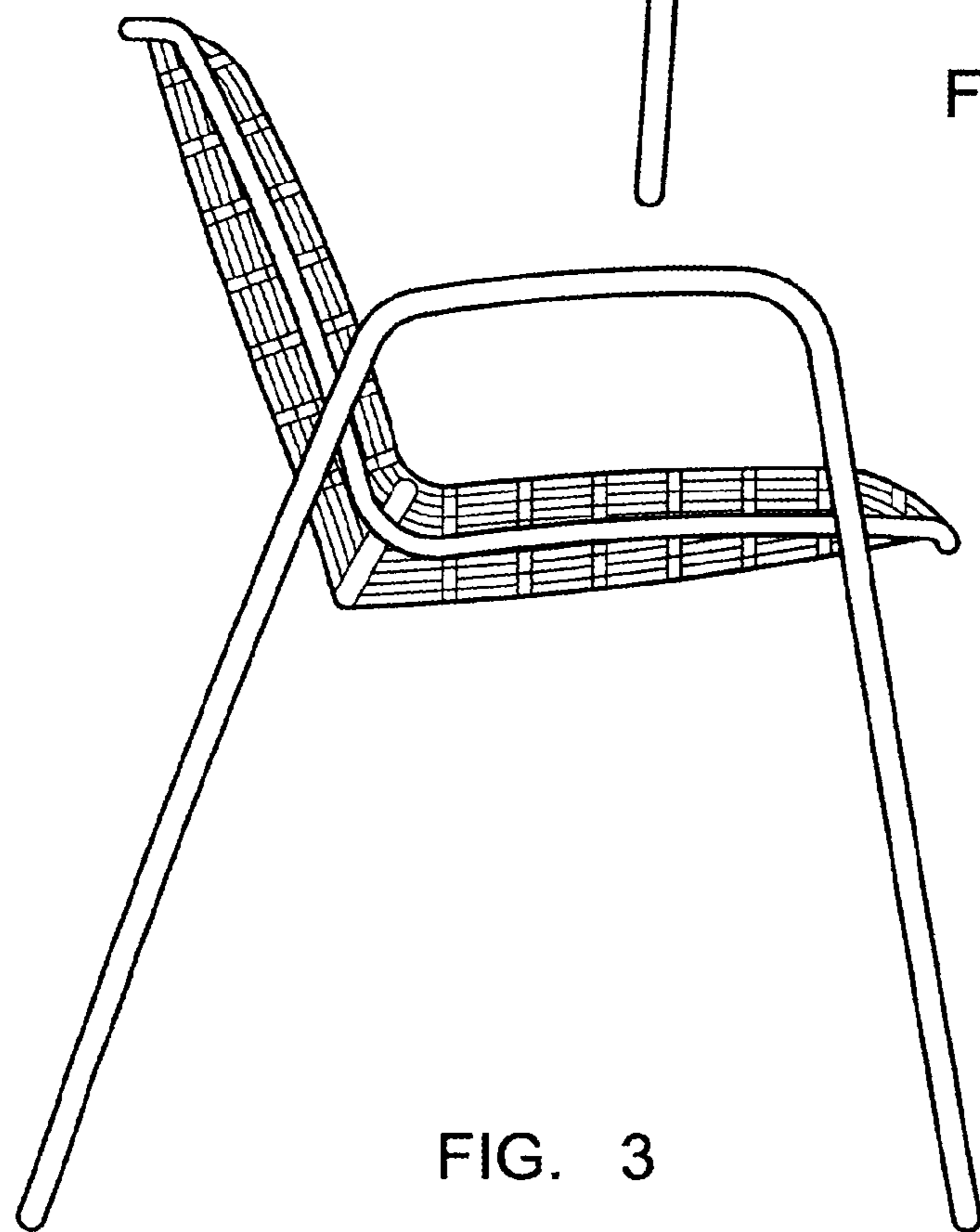


FIG. 3

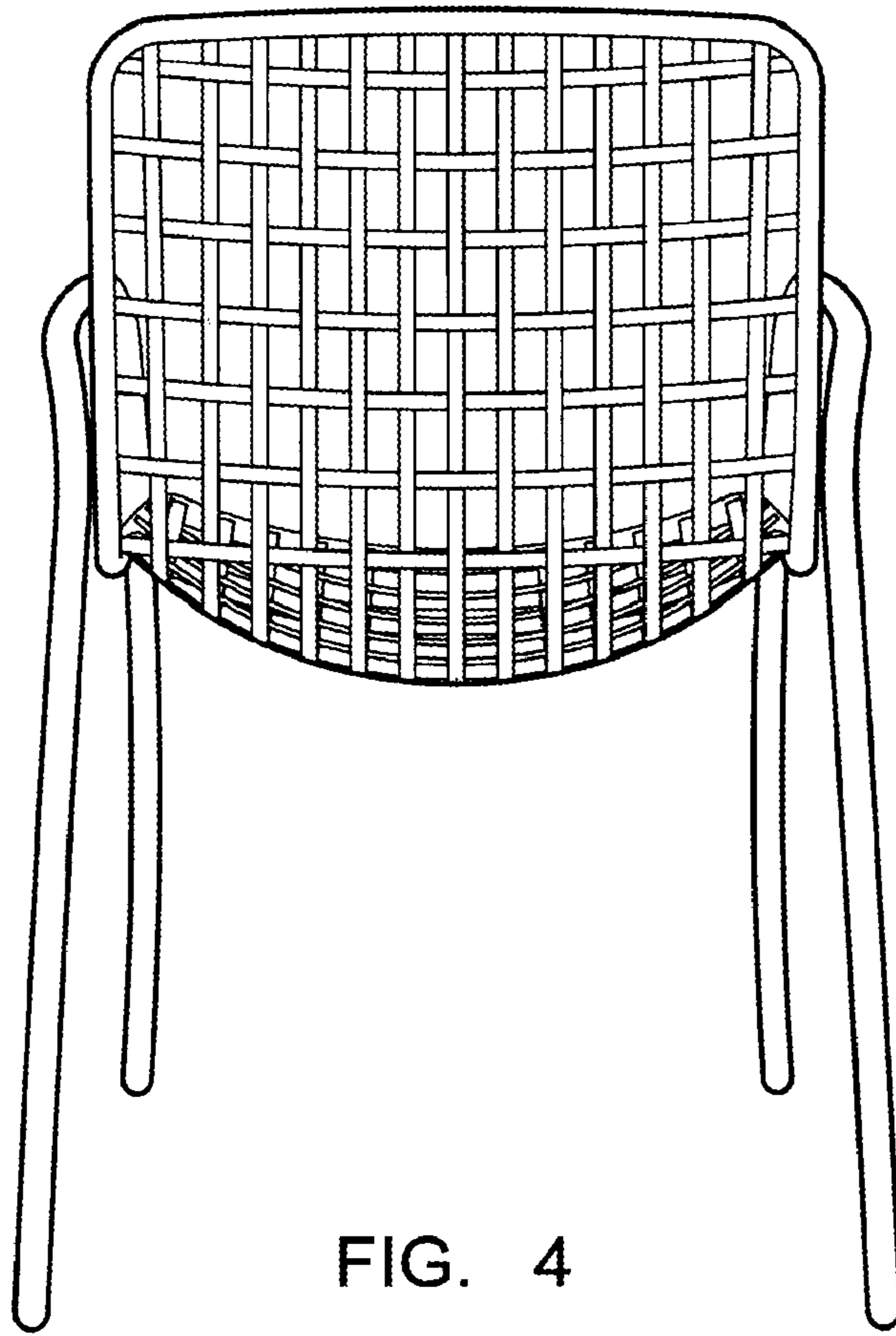


FIG. 4

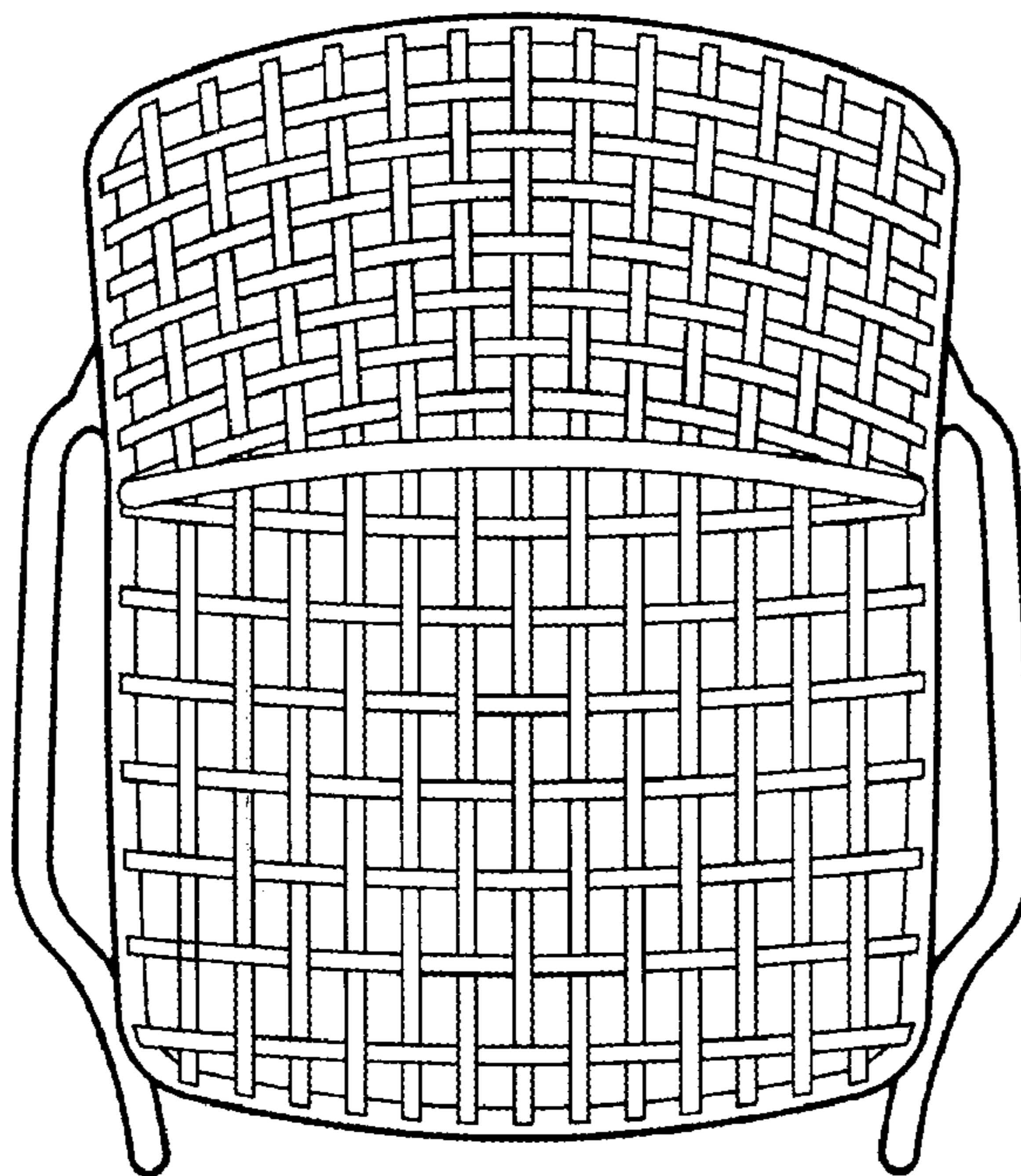


FIG. 5