



US00D533368S

(12) **United States Design Patent**  
**Natuzzi**

(10) **Patent No.:** **US D533,368 S**

(45) **Date of Patent:** **\*\* Dec. 12, 2006**

(54) **CHAIR**

(75) **Inventor:** **Pasquale Natuzzi**, Santeramo in Colle  
Bari (IT)

(73) **Assignee:** **Natuzzi S.p.A.**, Bari (IT)

(\*\*) **Term:** **14 Years**

(21) **Appl. No.:** **29/240,606**

(22) **Filed:** **Oct. 14, 2005**

(51) **LOC (8) Cl.** ..... **06-01**

(52) **U.S. Cl.** ..... **D6/361; D6/364**

(58) **Field of Classification Search** ..... D6/334-335,  
D6/360, 361, 364, 365, 367, 368, 379, 500-502;  
297/68, 344.19, 423.1, 423.19, 452.12, 452.17  
See application file for complete search history.

(56) **References Cited**

**U.S. PATENT DOCUMENTS**

|            |   |         |              |       |        |
|------------|---|---------|--------------|-------|--------|
| D183,790 S | * | 10/1958 | Deaton       | ..... | D6/361 |
| D186,104 S | * | 9/1959  | Naughton     | ..... | D6/361 |
| D311,459 S | * | 10/1990 | Holmstrom    | ..... | D6/367 |
| D358,497 S | * | 5/1995  | Jones et al. | ..... | D6/361 |
| D361,674 S | * | 8/1995  | Carter, Sr.  | ..... | D6/364 |
| D394,559 S | * | 5/1998  | Leventhal    | ..... | D6/361 |
| D398,454 S | * | 9/1998  | Desombre     | ..... | D6/360 |

|             |   |         |             |       |        |
|-------------|---|---------|-------------|-------|--------|
| D402,479 S  | * | 12/1998 | Inada       | ..... | D6/361 |
| 5,857,739 A | * | 1/1999  | Smith       | ..... | 297/68 |
| D420,225 S  | * | 2/2000  | Lamb et al. | ..... | D6/367 |
| D462,190 S  | * | 9/2002  | Garcia      | ..... | D6/367 |
| D509,079 S  | * | 9/2005  | Natuzzi     | ..... | D6/361 |
| D509,371 S  | * | 9/2005  | Natuzzi     | ..... | D6/361 |

\* cited by examiner

*Primary Examiner*—Mimosa De

(74) *Attorney, Agent, or Firm*—Egbert Law Offices

(57) **CLAIM**

I claim the ornamental design for a chair, as shown and described.

**DESCRIPTION**

FIG. 1 is a front elevation view of the chair showing my design.

FIG. 2 is a top plan view thereof;

FIG. 3 is a back perspective view thereof;

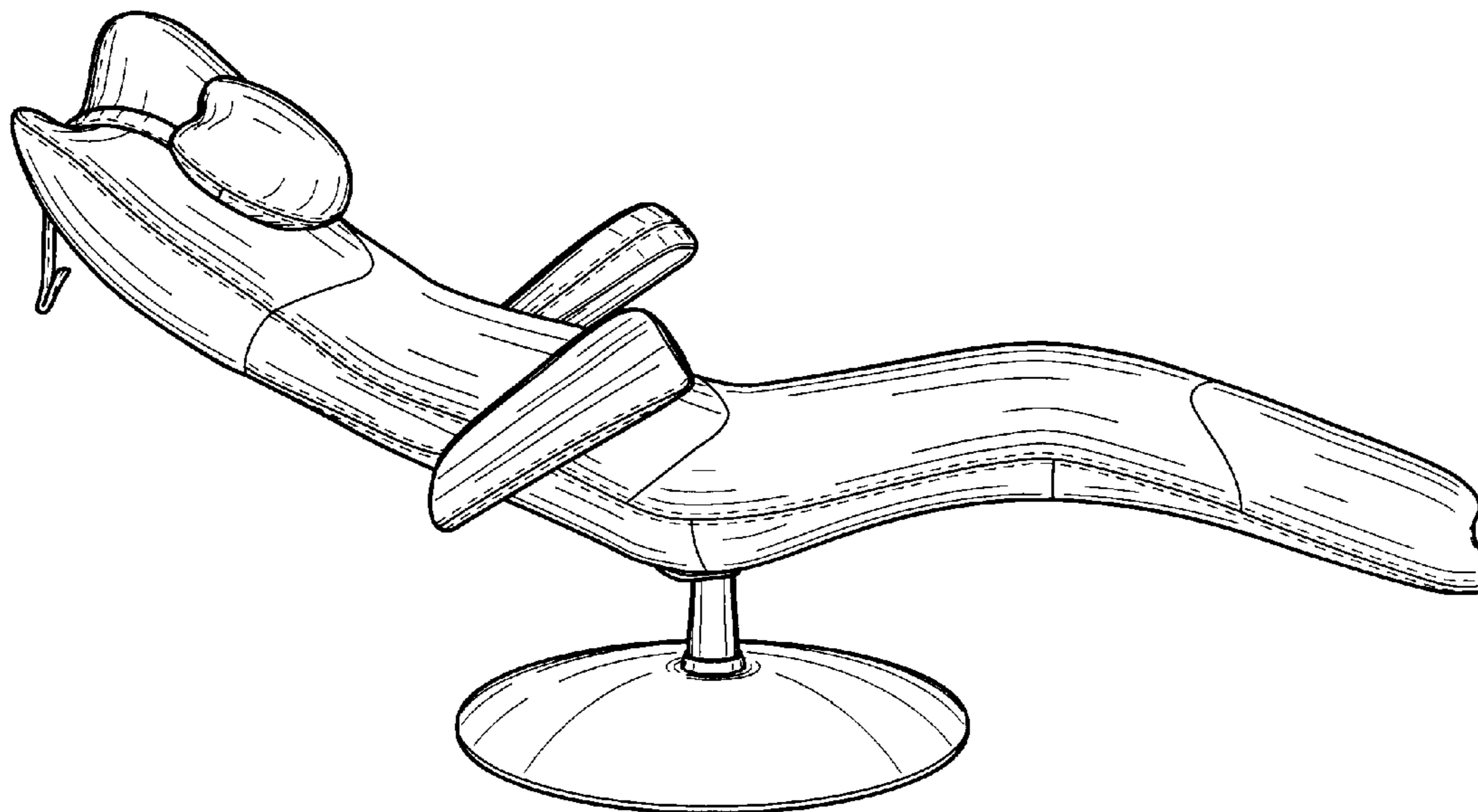
FIG. 4 is a side perspective view thereof;

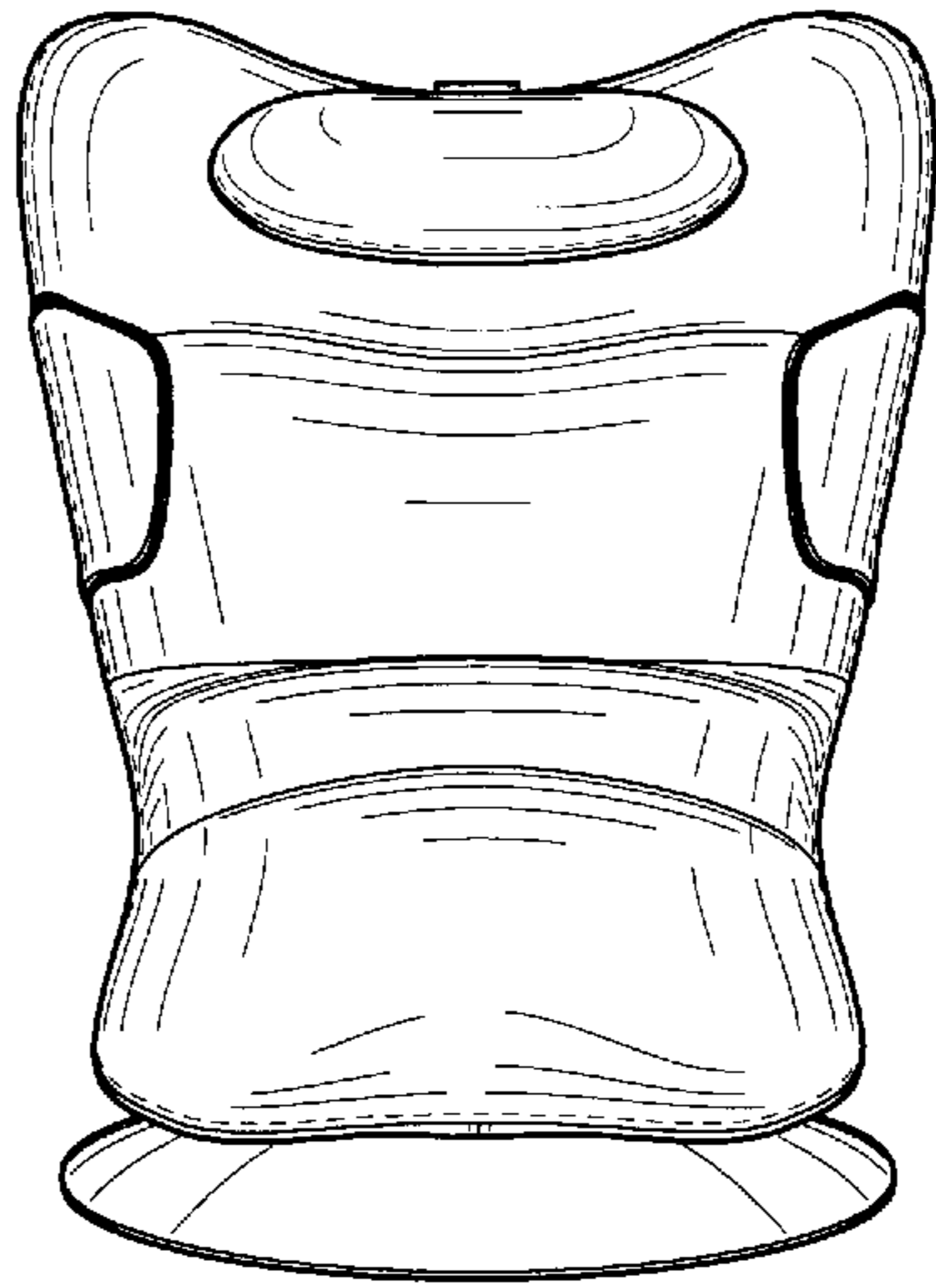
FIG. 5 is a front view thereof, showing armrests in an extended position; and,

FIG. 6 is a side perspective view thereof, showing the armrests in an extended position.

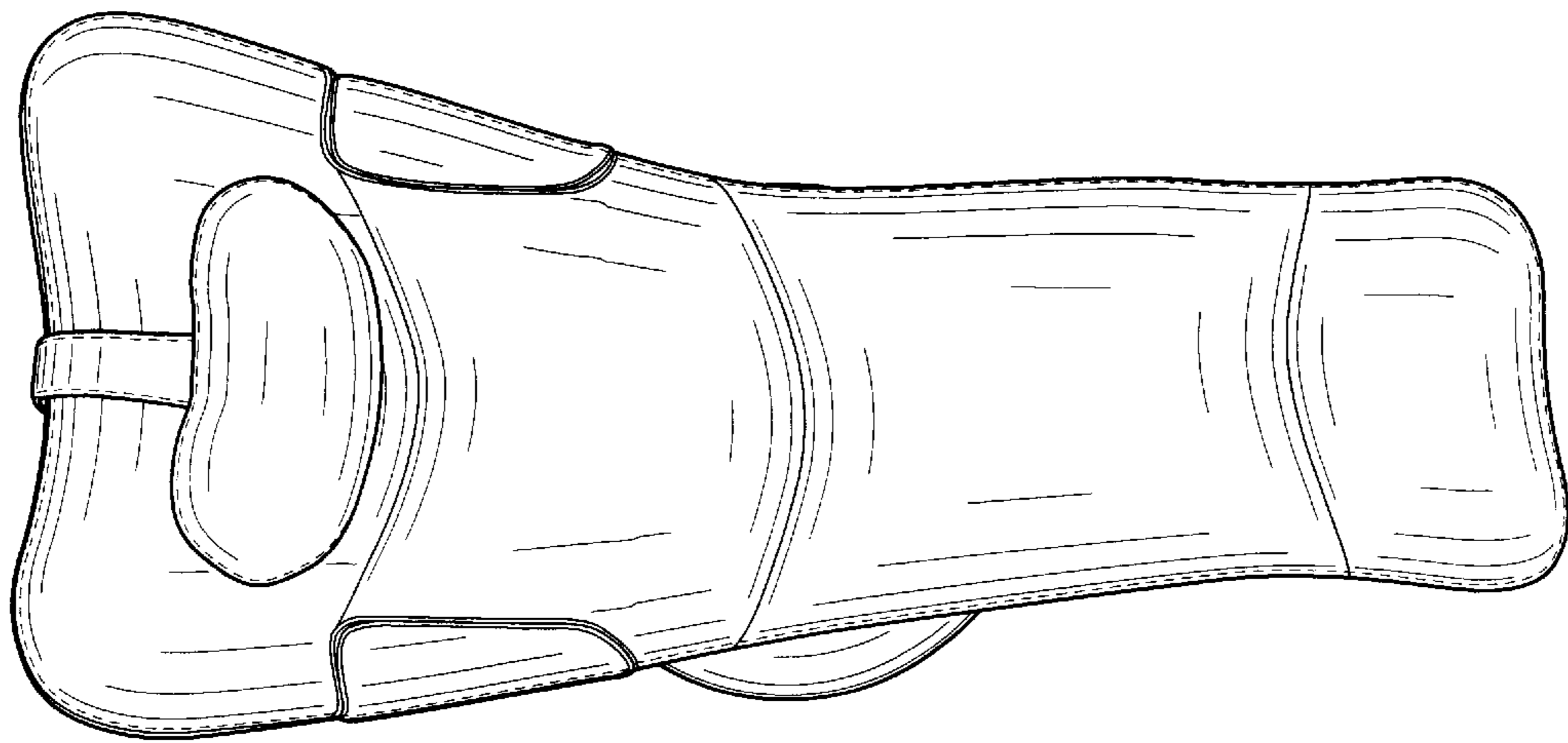
The broken lines shown on sofa are understood to represent stitching.

**1 Claim, 3 Drawing Sheets**






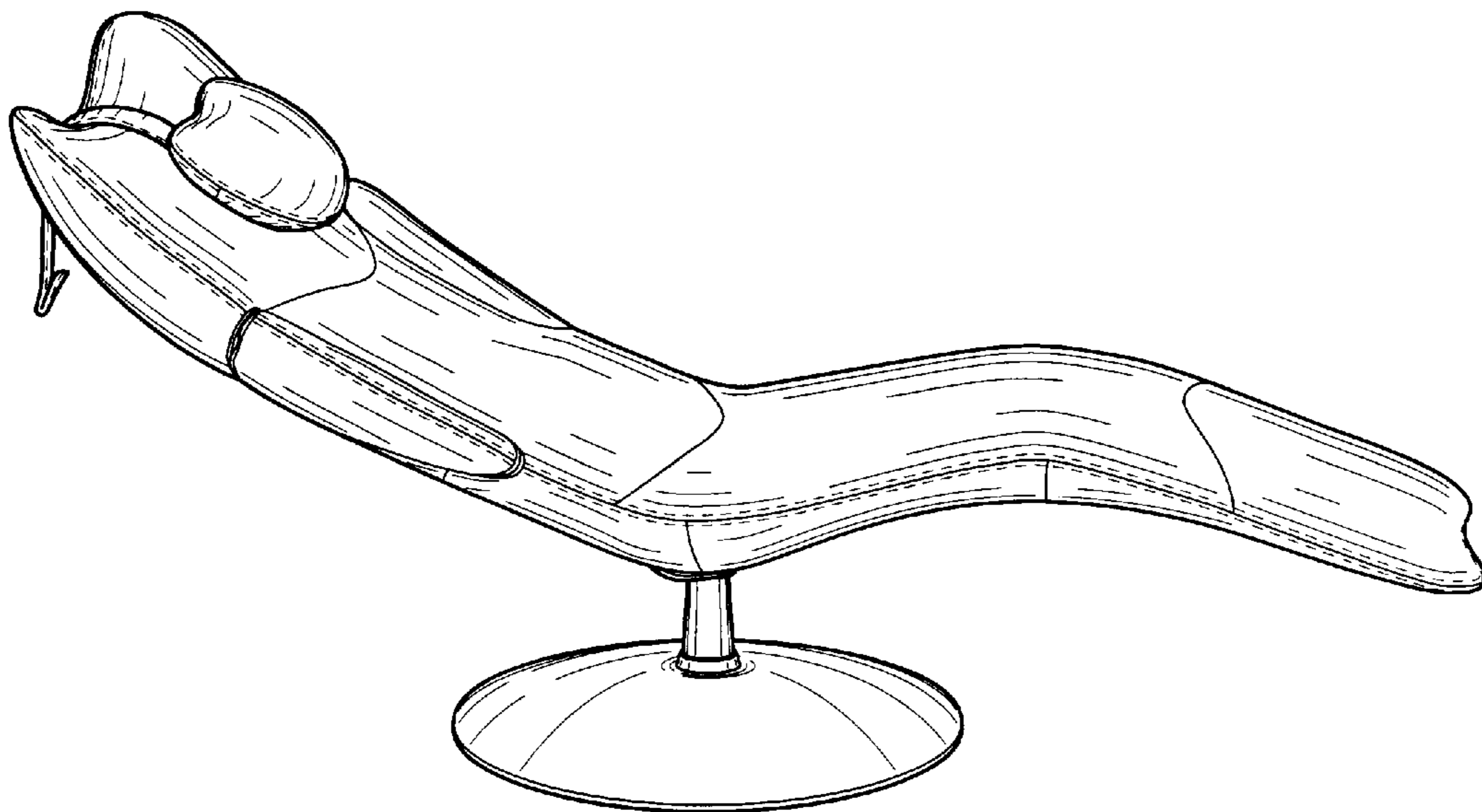
*FIG. 1*



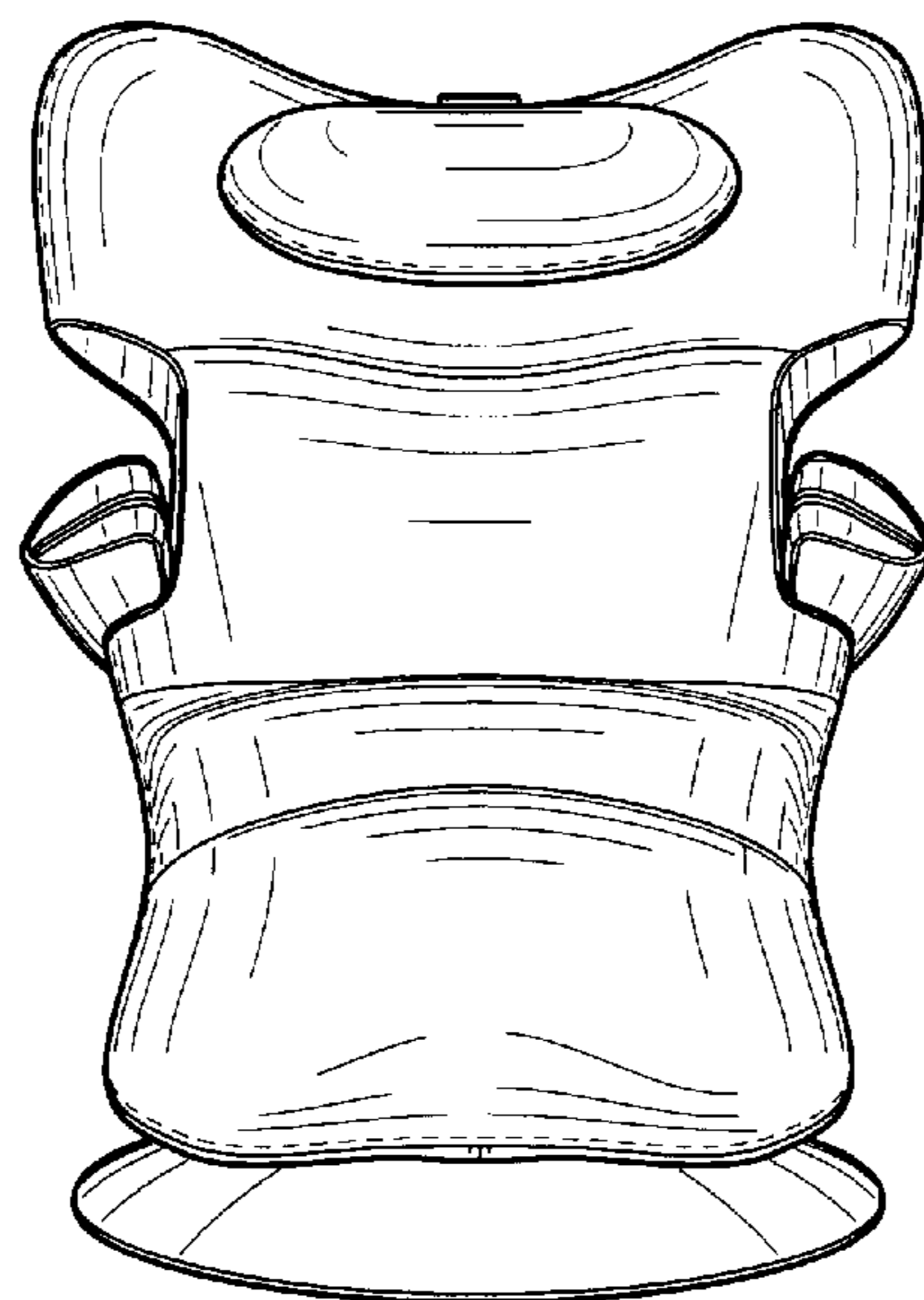
*FIG. 2*



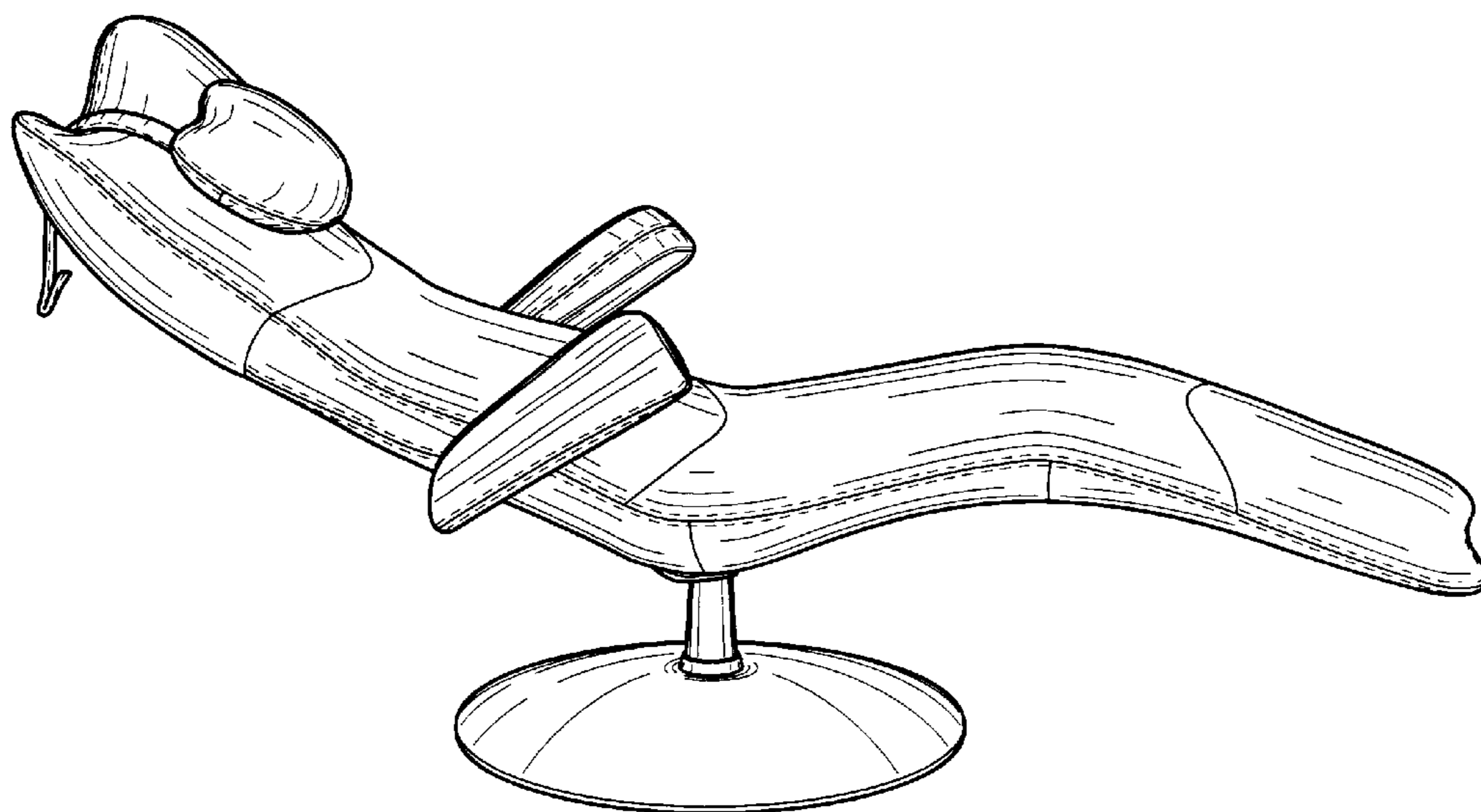
*FIG. 3*



*FIG. 4*



*FIG. 5*



*FIG. 6*