



US00D533363S

(12) **United States Design Patent**
Cymbalski et al.

(10) **Patent No.:** **US D533,363 S**

(45) **Date of Patent:** **** Dec. 12, 2006**

(54) **CHILD CAR SEAT**

(76) Inventors: **Brent Cymbalski**, 34262 Aspen Park,
Chesterfield, MI (US) 48047; **Mitchell**
Prine, 9341 Nugent Trail, West Palm
Beach, FL (US) 33411

(**) **Term:** **14 Years**

(21) **Appl. No.:** **29/230,891**

(22) **Filed:** **May 27, 2005**

(51) **LOC (8) Cl.** **06-01**

(52) **U.S. Cl.** **D6/333**

(58) **Field of Classification Search** 5/93.1,
5/99.1, 94, 101, 98.1, 947, 103-104, 655;
D6/333-336, 339; D12/129, 130; D21/419;
297/255, 256.15, 256.16, 183.1, 183.2; 280/30-31;
D3/213-214, 224

See application file for complete search history.

(56) **References Cited**

U.S. PATENT DOCUMENTS

3,992,056	A	*	11/1976	Koziatek et al.	297/256.13
D286,470	S	*	11/1986	Takada	D6/333
D287,670	S	*	1/1987	Kassai	D6/333
4,979,777	A	*	12/1990	Takada	297/250.1
D317,534	S	*	6/1991	Hansel	D6/356
5,022,677	A	*	6/1991	Barbiero	280/801.1
D321,992	S	*	12/1991	Butler	D6/356
5,123,673	A	*	6/1992	Tame	280/801.1
D343,738	S	*	2/1994	Koyanagi et al.	D6/333
D353,947	S	*	1/1995	Gain	D6/333

5,390,982	A	*	2/1995	Johnson et al.	297/410
5,544,917	A	*	8/1996	Loxton et al.	280/801.2
5,556,171	A	*	9/1996	Busch	297/483
5,599,070	A	*	2/1997	Pham et al.	297/483
5,609,396	A	*	3/1997	Loxton et al.	297/473
D381,818	S	*	8/1997	Wood	D6/333
5,733,013	A	*	3/1998	Brown	297/483
D405,277	S	*	2/1999	Onishi et al.	D6/333
D411,771	S	*	7/1999	Ellingwood	D6/358
D413,026	S	*	8/1999	Reithmeier	D6/333
D418,964	S	*	1/2000	Biton	D1/120
D427,464	S	*	7/2000	Lemmeyer	D6/500
D456,151	S	*	4/2002	Kassai et al.	D6/333
D461,320	S	*	8/2002	Sher	D6/333
6,520,588	B1	*	2/2003	Busch	297/483

* cited by examiner

Primary Examiner—Sandra S. Snapp

(74) *Attorney, Agent, or Firm*—Steven Stein

(57) **CLAIM**

The ornamental design for a child car seat, as shown.

DESCRIPTION

FIG. 1 is a front perspective view of a child car seat showing my new design;

FIG. 2 is a rear elevation view of the child car seat;

FIG. 3 is a side elevation view of the child car seat; and,

FIG. 4 is a top plan view of the child car seat.

The broken lines shown in the drawings are for illustrative purposes only and form no part of the claimed design.

1 Claim, 4 Drawing Sheets




Figure 1



Figure 2

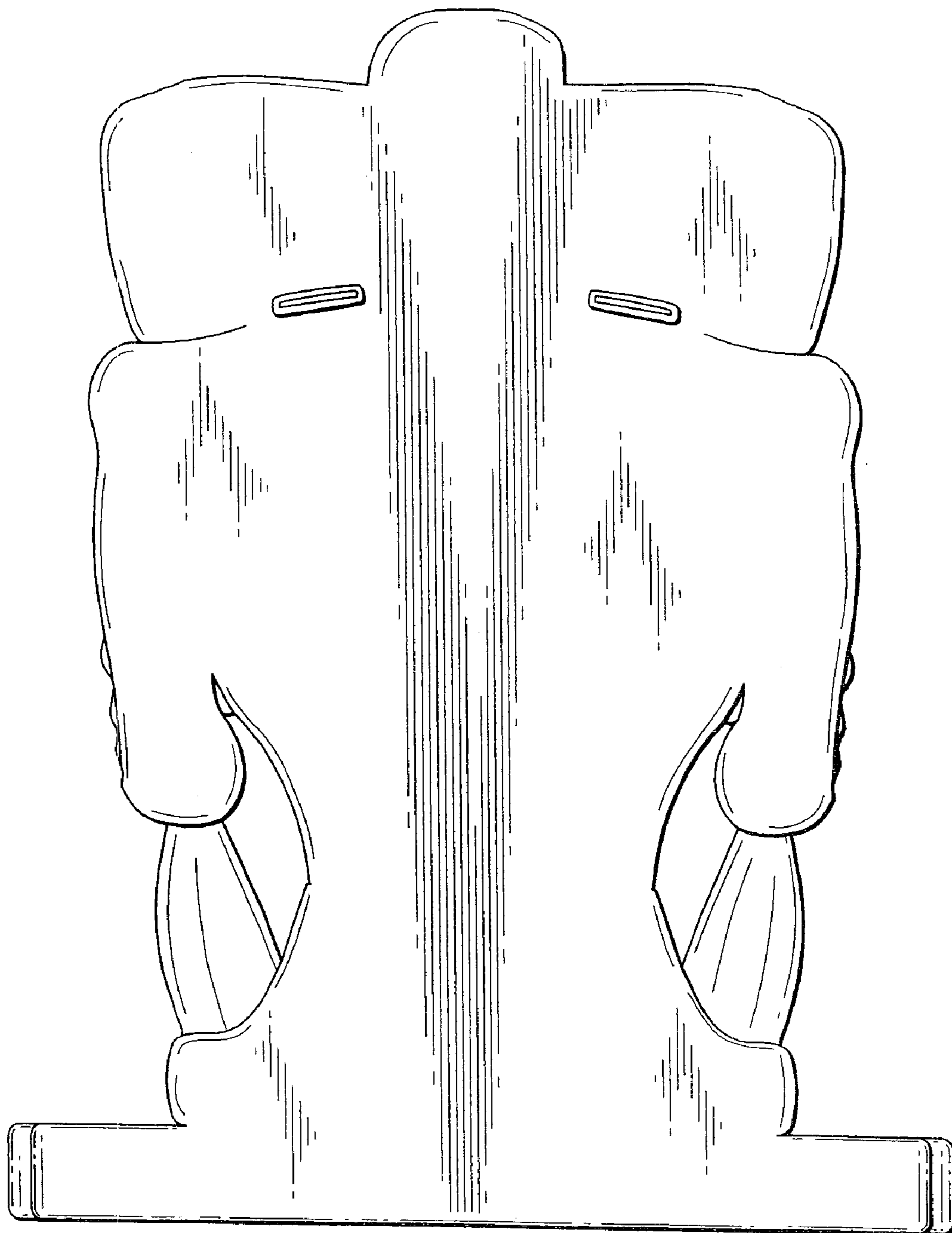


Figure 3

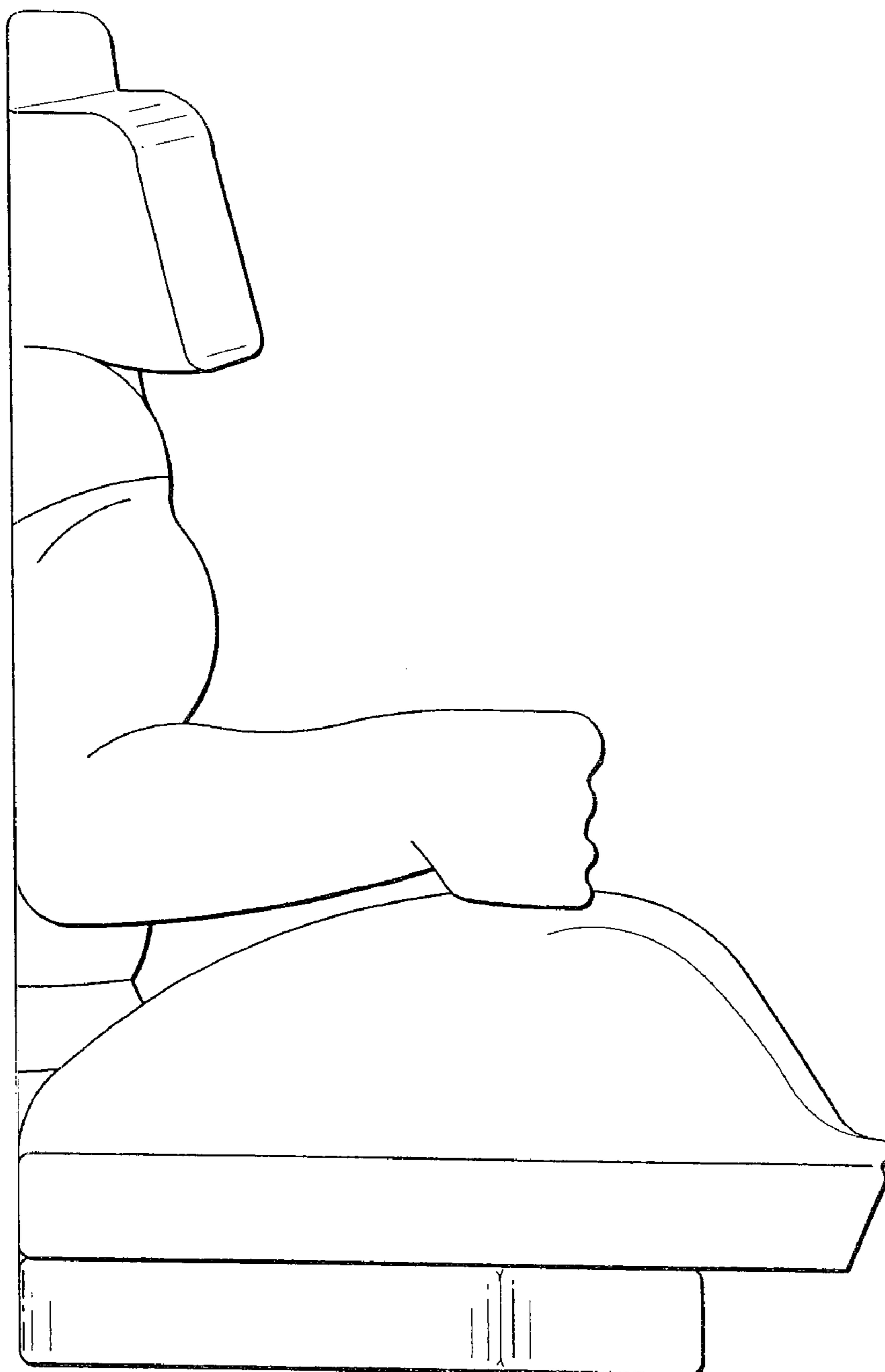


Figure 4

